



# **Bus Network Consultation 2023 report October 2023**

# Contents

**Introduction**

**Background and what we are consulting on**

**Interpreting data within the consultation**

**Data collated from the consultation survey**

**Outcome**

# Introduction

Essex County Council (ECC) is reviewing its support for 162 local bus services. We want your help to ensure that our future bus network is ready to meet new levels of passenger demand and is providing value for money. ECC is therefore conducting this public consultation regarding these local bus services.

This consultation was running from 13 July 2023 until 5 October 2023.

As set out in the accompanying questionnaire, ECC is undertaking a review of local bus services which are paid for by Essex taxpayers. **It does not cover services/journeys operated commercially by transport providers.** This review covers all 12 districts in Essex with the view of assessing whether to continue providing the service and in what capacity; or whether to look for alternative solutions.

ECC would like to hear from passengers to share your views on any impact this might have on yourself or anyone you know who rely on these services.

This report shows the findings from this consultation. Respondents were given a list of alternative stops and the analysis has been reported including all the respondent views.

Demographic information was captured to understand who has responded to the consultation and understand the impact it has on the residents of Essex.

## What are we consulting on?

We are consulting on:

- Continuing most services as they are now.
- Redesigning some services (for example the days of operation; routes; the number of journeys and/or the timetable); or
- withdrawing services, where they are not sufficiently well-used to justify their cost and there is no likelihood of re-design improving that position.

Some of the services in this last group have had low passenger use for a considerable time. They are currently costing taxpayers over £10 per passenger journey. A list of these services is shown in table below. What we are proposing in this consultation for this group as per the upcoming pages is to either:

- withdraw all of the timetable journeys of the service
- re-design the service (for example, changing the route or timetable)
- reduce the service (for example, reducing the frequency and/or days of operation)

A re-designed or reduced service would need to either reduce costs significantly or attract much higher numbers of passengers or do both. This is because if we tender a service then it would then need to show a clear opportunity of meeting the £5 cost per passenger journey measure for us to go ahead and procure it. If it cannot show that it has the potential to meet that measure it may be withdrawn.

We would expect to make an announcement on the outcome of the consultation in Spring 2024. This means we will be using the most up to date passenger data available in any final decisions.

The outcome of the consultation may differ from the proposed changes specifically listed in the consultation tables following analysis of the response from the public.

## Interpreting data within the consultation

This report contains several tables and charts that present the consultation findings. In some instances, responses may not add up to 100%. There are several reasons why this might happen:

- The question may have allowed each respondent to give more than one answer and submit answers for multiple services.
- A response of between 0% - 0.5% will be shown as <1%.
- Percentages have been rounded up to 2 decimal places when applicable
- As the questionnaire was completed by respondents themselves (self-completion), not all respondents have answered all the questions, or response was related to a different question, therefore, the base size (the number of people answering a question) varies by question.
- To ensure inclusivity, the questionnaire was open for anyone to take part and was available online and in paper format by request.
- For the analysis of free text comments, all have been read through and a coding frame was developed on a theme-by-theme basis and quantified thereafter.

# Data collated from the consultation survey

## Bus Network Consultation 2023

<https://consultations.essex.gov.uk/iptu/2023>

This report was created on Monday 09 October 2023 at 12:50

The activity ran from 13/07/2023 to 05/10/2023

Responses to this survey: **959 respondents completed survey**

**1024 comments received due to multiple service submission allowed**

**If you wish to comment on any services from the table above, please Indicate service number and brief suggestion in the comment box.**

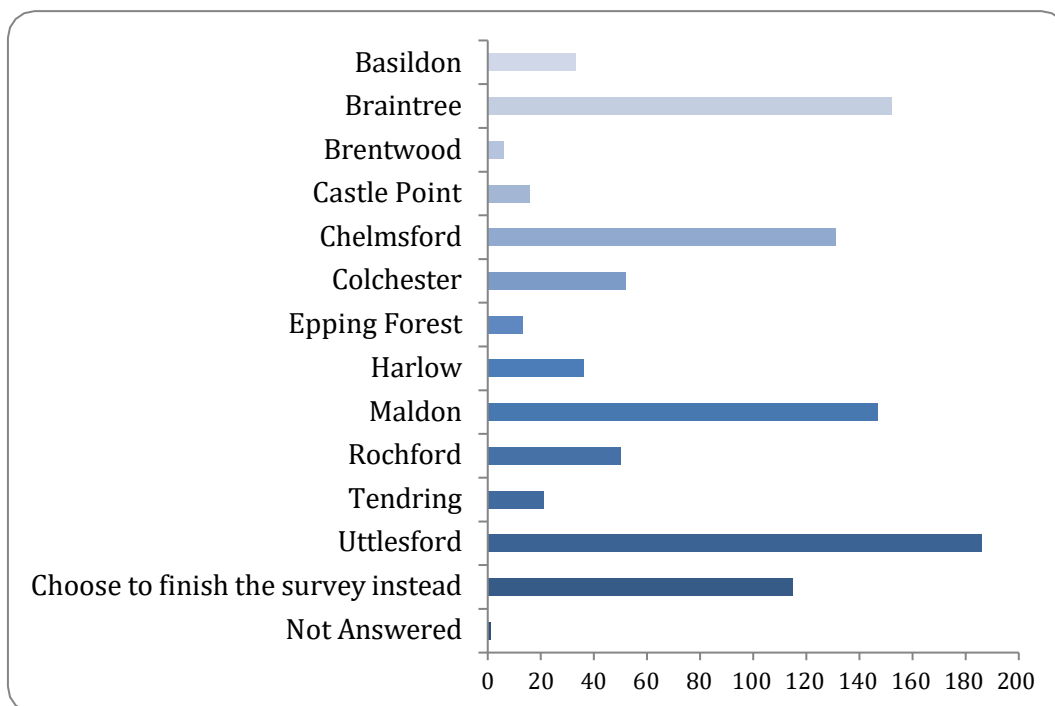
### COMMENT BOX

There were 291 responses to this part of the question.

**Please choose the district**

### District choice

There were 958 responses to this part of the question.

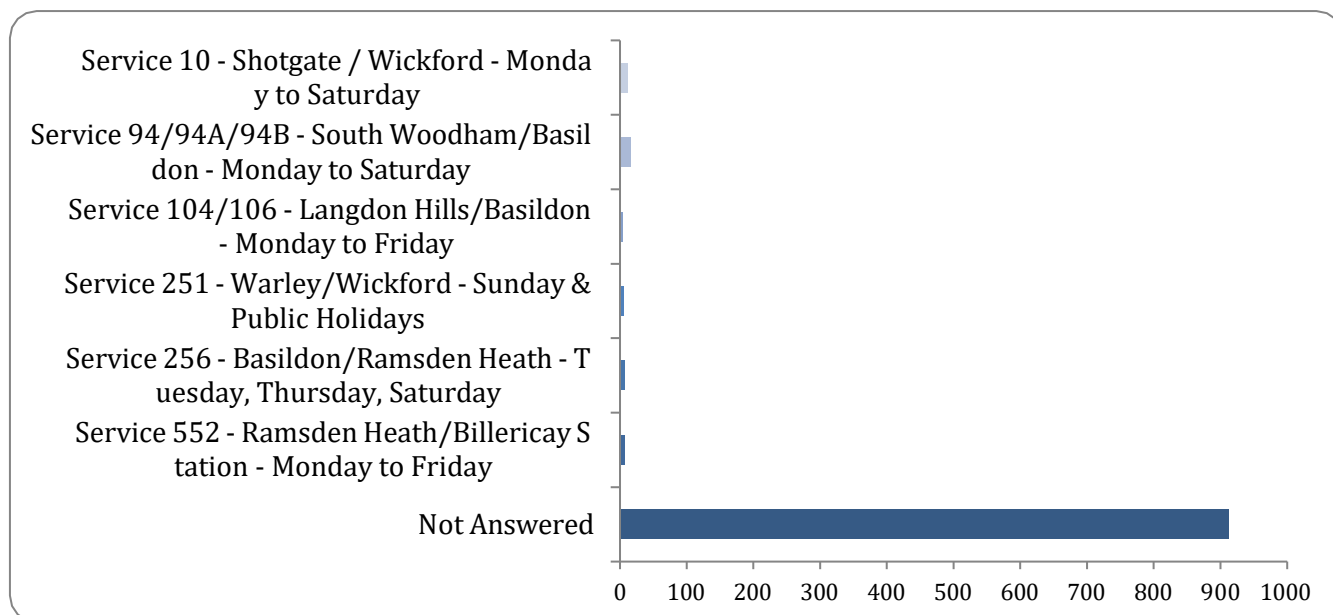


Option	Total	Percent
Basildon	33	3.44%
Braintree	152	15.85%
Brentwood	6	0.63%
Castle Point	16	1.67%
Chelmsford	131	13.66%
Colchester	52	5.42%
Epping Forest	13	1.36%
Harlow	36	3.75%
Maldon	147	15.33%
Rochford	50	5.21%
Tendring	21	2.19%
Uttlesford	186	19.40%
Choose to finish the survey instead	115	11.99%
Not Answered	1	0.10%

Please select the service number from the options below that you wish to answer consultation questions on:

**Service number**

There were 47 responses to this part of the question.



Option	Total	Percent
Service 10 - Shotgate / Wickford - Monday to Saturday	11	1.15%
Service 94/94A/94B - South Woodham/Basildon - Monday to Saturday	16	1.67%
Service 104/106 - Langdon Hills/Basildon - Monday to Friday	3	0.31%
Service 251 - Warley/Wickford - Sunday & Public Holidays	5	0.52%
Service 256 - Basildon/Ramsden Heath - Tuesday, Thursday, Saturday	6	0.63%
Service 552 - Ramsden Heath/Billerica Station - Monday to Friday	6	0.63%
Not Answered	912	95.10%

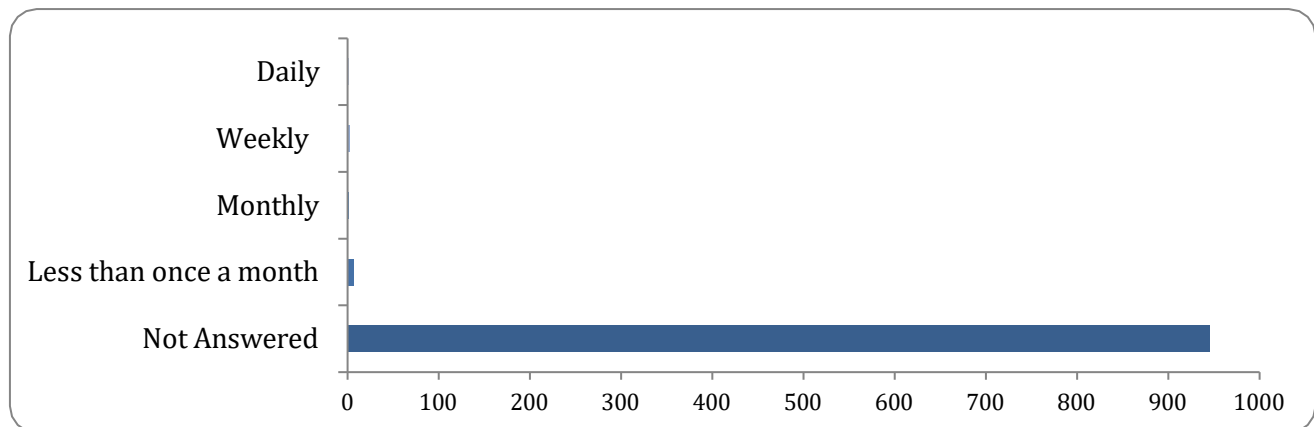
### Service 10 - Shotgate / Wickford - Monday to Saturday

Please tell us how often you use this service,  
select one that applies.

#### Frequency of use

There were 14 responses to this part of the question.



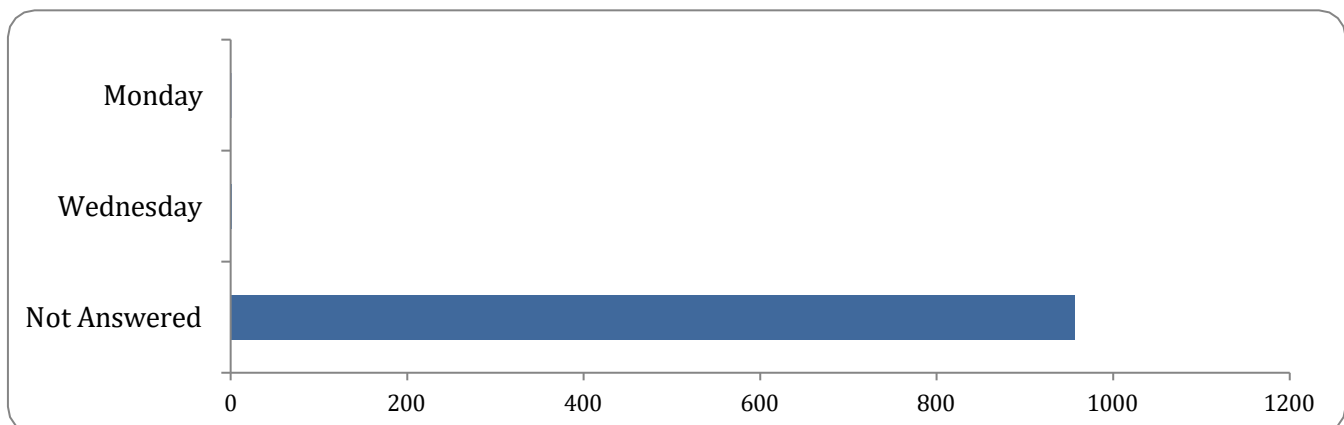


Option	Total	Percent
Daily	2	0.21%
Weekly	3	0.31%
Monthly	2	0.21%
Less than once a month	7	0.73%
Not Answered	945	98.54%

Please specify which day of the week and time of the day you use this service, please select all that apply. (This is a required question)

Time of travel and day of the week 06:00 - 09:00

There were 2 responses to this part of the question.



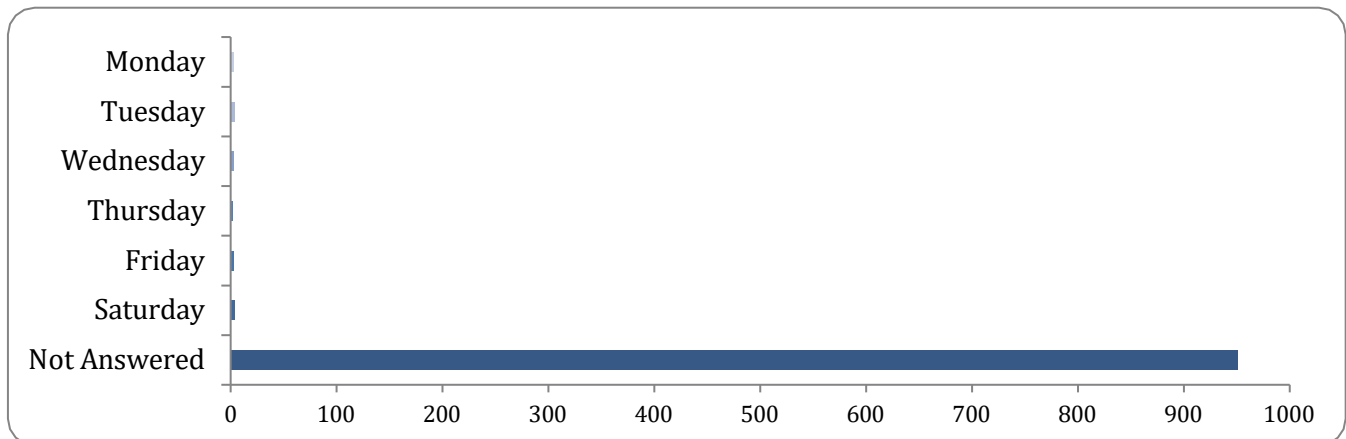
Option	Total	Percent
Monday	1	0.10%
Tuesday	0	0.00%
Wednesday	1	0.10%
Thursday	0	0.00%
Friday	0	0.00%
Saturday	0	0.00%



<b>Not Answered</b>	957	99.79%
---------------------	-----	--------

### Time of travel and day of the week - 09:00 - 12:00

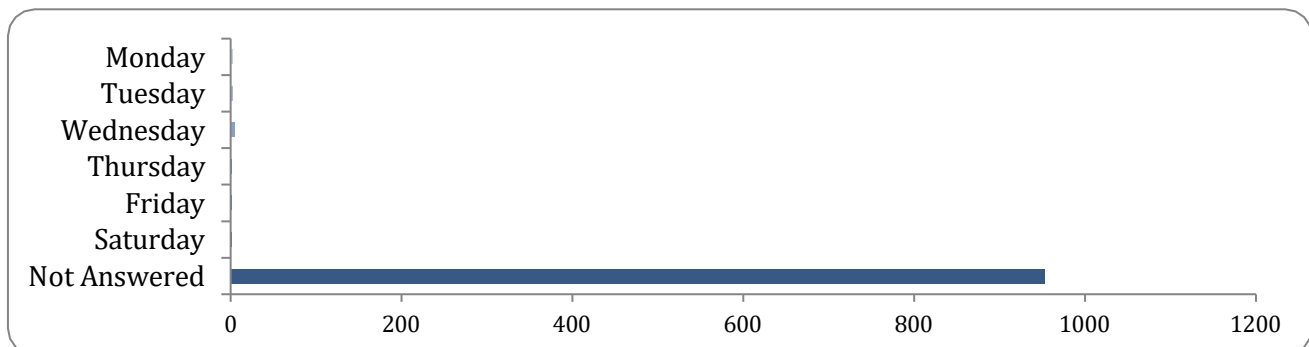
There were 8 responses to this part of the question.



Option	Total	Percent
Monday	3	0.31%
Tuesday	4	0.42%
Wednesday	3	0.31%
Thursday	2	0.21%
Friday	3	0.31%
Saturday	4	0.42%
Not Answered	951	99.17%

### Time of travel and day of the week - 12:00 - 16:00

There were 6 responses to this part of the question.

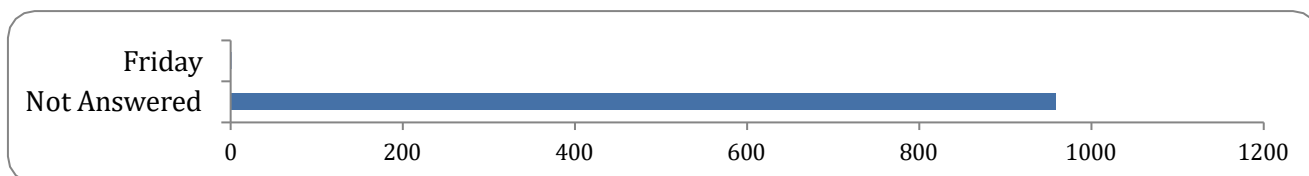


Option	Total	Percent
Monday	3	0.31%

Tuesday	2	0.21%
Wednesday	5	0.52%
Thursday	1	0.10%
Friday	1	0.10%
Saturday	1	0.10%
Not Answered	953	99.37%

#### Time of travel and day of the week - 16:00 - 19:00

There was 1 response to this part of the question.



Option	Total	Percent
Monday	0	0.00%
Tuesday	0	0.00%
Wednesday	0	0.00%
Thursday	0	0.00%
Friday	1	0.10%
Saturday	0	0.00%
Not Answered	958	99.90%

#### Time of travel and day of the week - 19:00 onwards

There were 0 responses to this part of the question.

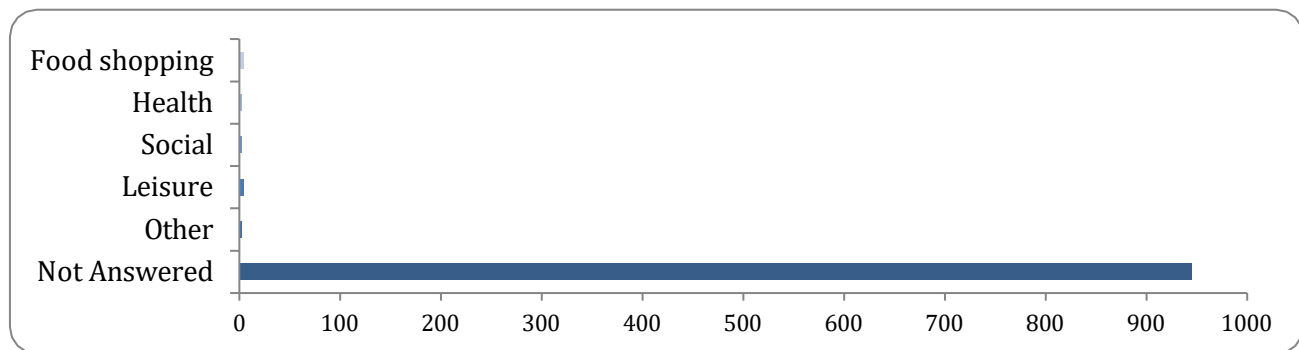


Option	Total	Percent
Monday	0	0.00%
Tuesday	0	0.00%
Wednesday	0	0.00%
Thursday	0	0.00%
Friday	0	0.00%
Saturday	0	0.00%
Not Answered	959	100.00%

#### What is the main purpose of your journey/s?

Purpose of travel

There were 14 responses to this part of the question.



Option	Total	Percent
Food shopping	4	0.42%
Employment	0	0.00%
Education	0	0.00%
Health	2	0.21%
Social	2	0.21%
Leisure	4	0.42%
Other	2	0.21%
Not Answered	945	98.54%

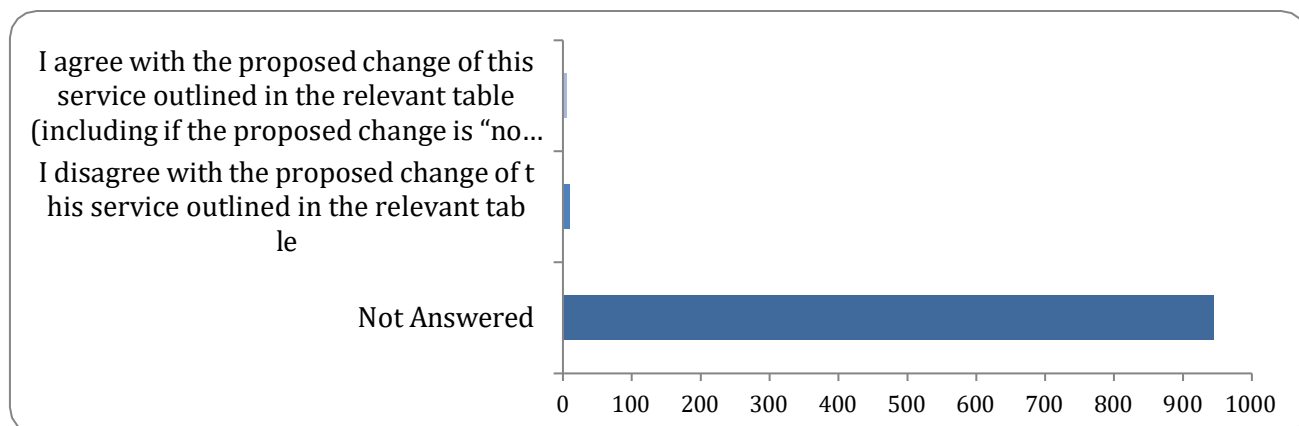
If other, please specify.

There were 4 responses to this part of the question.

**Do you agree with the ECC proposed change in relation to this service?**

**Agree or disagree with proposal.**

There were 14 responses to this part of the question.

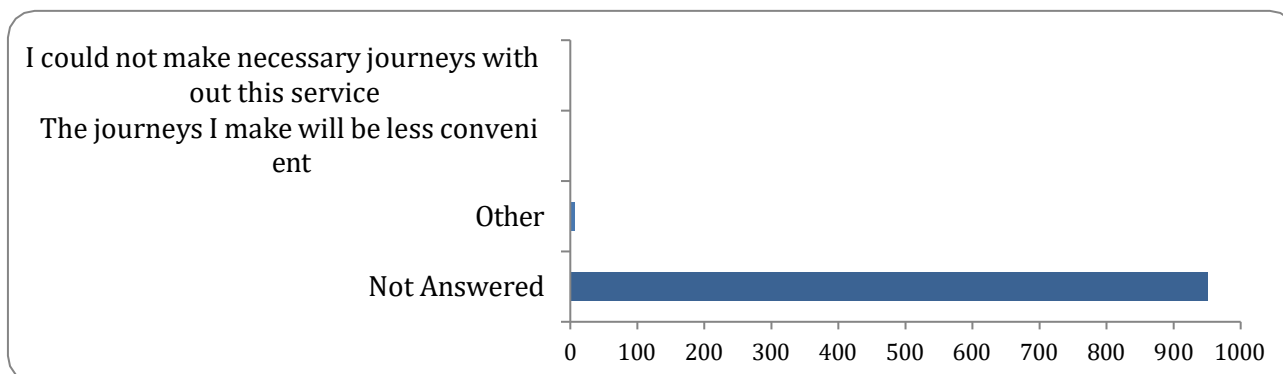


Option	Total	Percent
--------	-------	---------

I agree with the proposed change of this service outlined in the relevant table (including if the proposed change is “no change”)	5	0.52%
I disagree with the proposed change of this service outlined in the relevant table	9	0.94%
Not Answered	945	98.54%

### Reason of objecting to proposal

There were 8 responses to this part of the question.



Option	Total	Percent
I could not make necessary journeys without this service	1	0.10%
The journeys I make will be less convenient	1	0.10%
Other	6	0.63%
Not Answered	951	99.17%

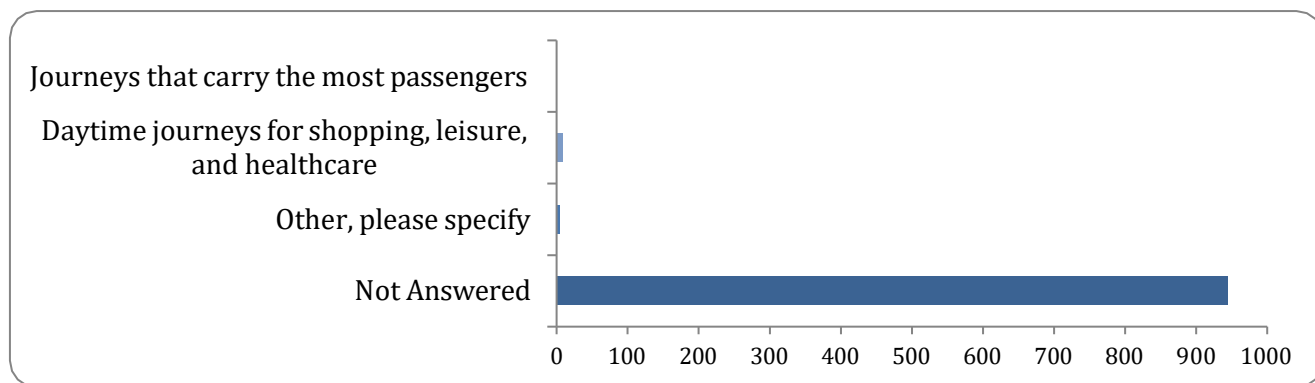
### If other, please specify

There were 9 responses to this part of the question.

**Which journey/s would you like us to prioritise if we continue to provide this service, select one that applies**

### Which journey to prioritise

There were 14 responses to this part of the question.



Option	Total	Percent
Journeys that carry the most passengers	1	0.10%
Peak time journeys for travel to and from school and/or work	0	0.00%
Daytime journeys for shopping, leisure, and healthcare	9	0.94%
Other, please specify	4	0.42%
Not Answered	945	98.54%

#### If other, please specify

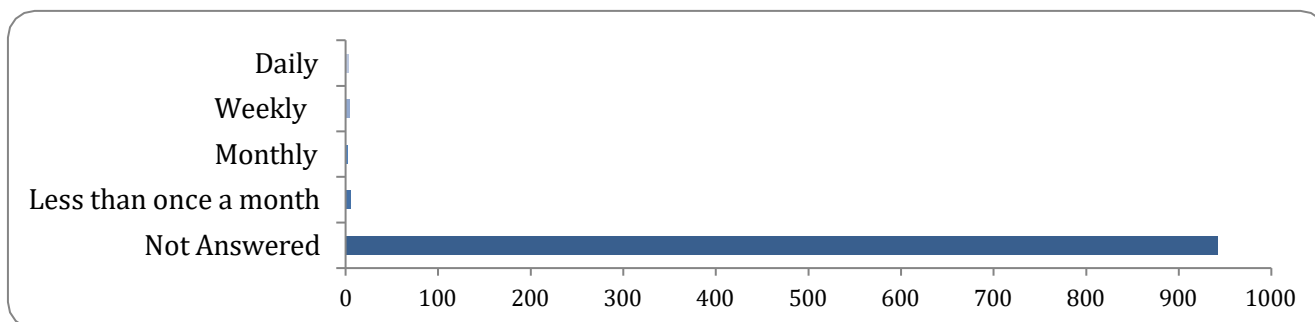
There were 5 responses to this part of the question.

### Service 94/94A/94B - South Woodham/Basildon - Monday to Saturday

Please tell us how often you use this service,  
select one that applies

#### Frequency of use

There were 17 responses to this part of the question.



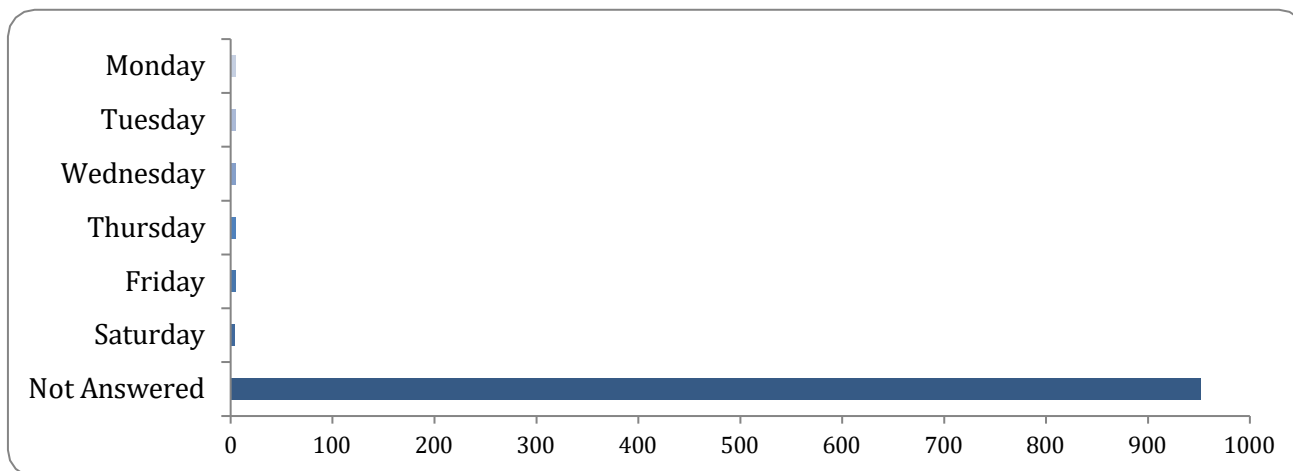
Option	Total	Percent
Daily	4	0.42%
Weekly	5	0.52%
Monthly	2	0.21%

Less than once a month	6	0.63%
Not Answered	942	98.23%

Please specify which day of the week and time of the day you use this service, please select all that apply. (This is a required question)

**Time of travel and day of the week - 06:00 - 09:00**

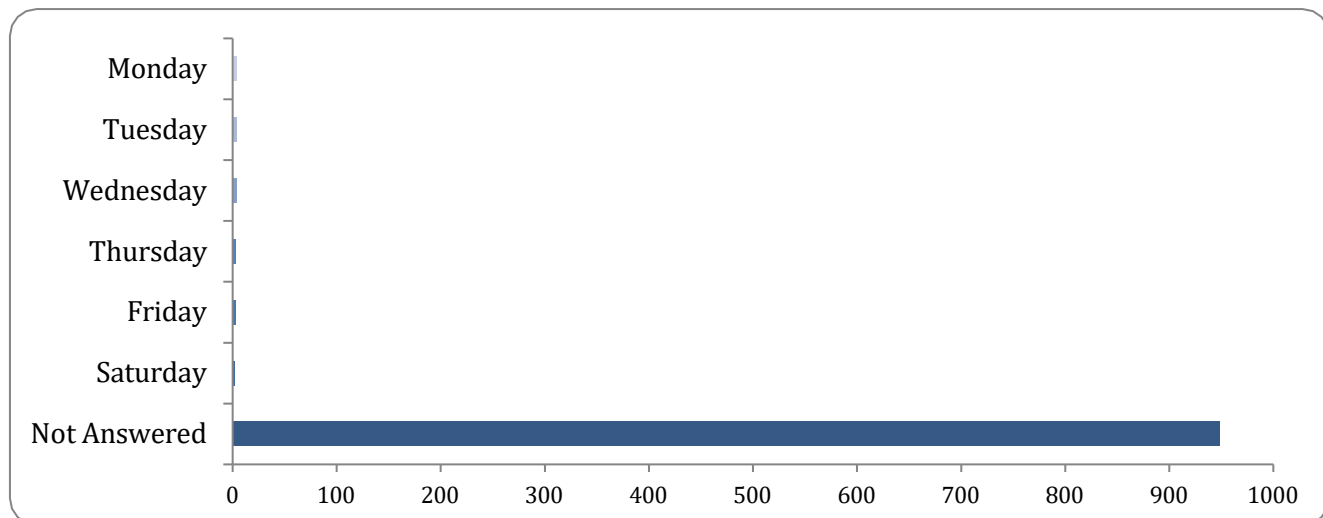
There were 7 responses to this part of the question.



Option	Total	Percent
Monday	5	0.52%
Tuesday	5	0.52%
Wednesday	5	0.52%
Thursday	5	0.52%
Friday	5	0.52%
Saturday	4	0.42%
Not Answered	952	99.27%

**Time of travel and day of the week - 09:00 - 12:00**

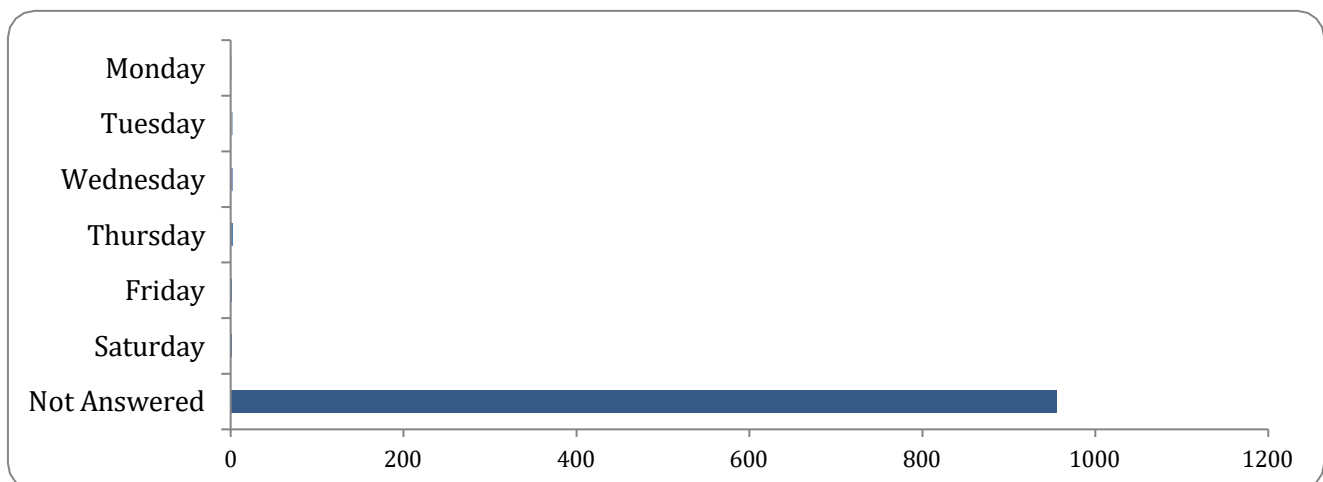
There were 10 responses to this part of the question.



Option	Total	Percent
Monday	4	0.42%
Tuesday	4	0.42%
Wednesday	4	0.42%
Thursday	3	0.31%
Friday	3	0.31%
Saturday	2	0.21%
Not Answered	949	98.96%

### Time of travel and day of the week - 12:00 - 16:00

There were 3 responses to this part of the question.



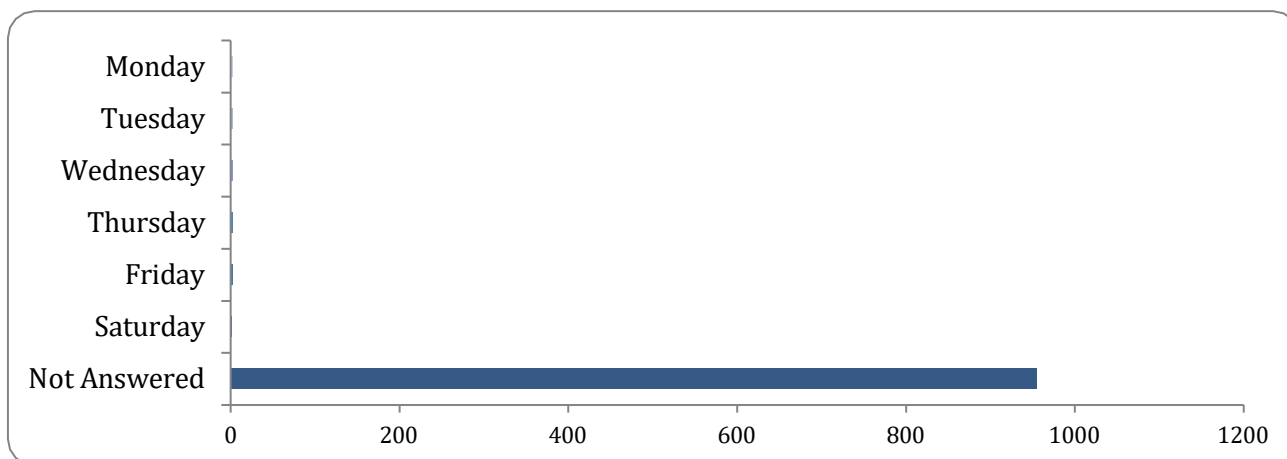
Option	Total	Percent
Monday	1	0.10%
Tuesday	2	0.21%



<b>Wednesday</b>	2	0.21%
<b>Thursday</b>	2	0.21%
<b>Friday</b>	1	0.10%
<b>Saturday</b>	1	0.10%
<b>Not Answered</b>	956	99.69%

#### Time of travel and day of the week - 16:00 - 19:00

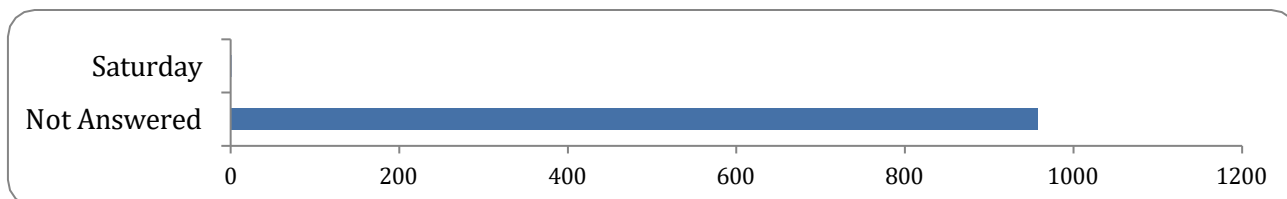
There were 4 responses to this part of the question.



Option	Total	Percent
<b>Monday</b>	3	0.31%
<b>Tuesday</b>	3	0.31%
<b>Wednesday</b>	3	0.31%
<b>Thursday</b>	3	0.31%
<b>Friday</b>	3	0.31%
<b>Saturday</b>	2	0.21%
<b>Not Answered</b>	955	99.58%

#### Time of travel and day of the week - 19:00 onwards

There was 1 response to this part of the question.



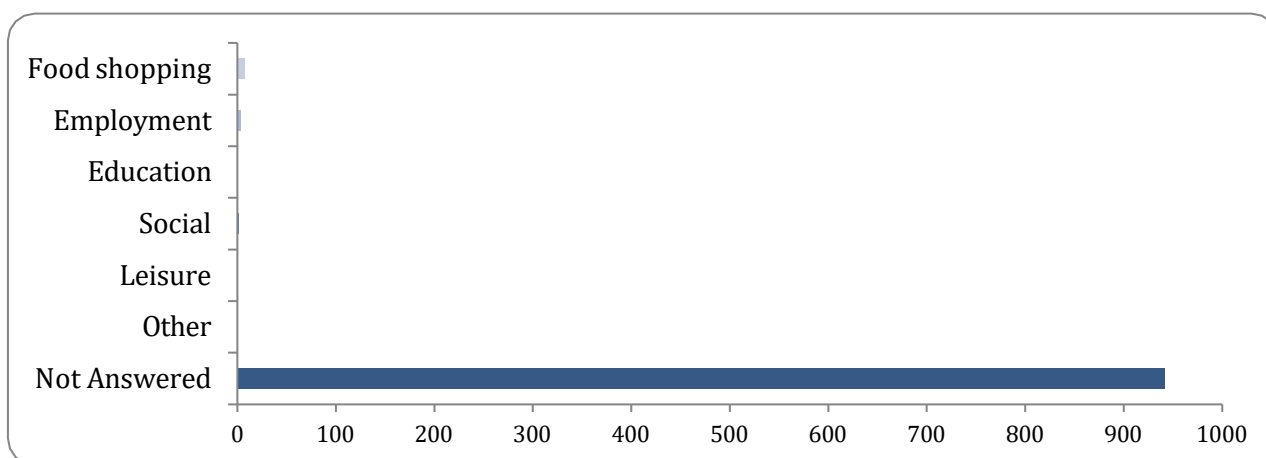
Option	Total	Percent
--------	-------	---------

<b>Monday</b>	0	0.00%
<b>Tuesday</b>	0	0.00%
<b>Wednesday</b>	0	0.00%
<b>Thursday</b>	0	0.00%
<b>Friday</b>	0	0.00%
<b>Saturday</b>	1	0.10%
<b>Not Answered</b>	958	99.90%

### What is the main purpose of your journey/s?

#### Purpose of travel

There were 17 responses to this part of the question.



Option	Total	Percent
<b>Food shopping</b>	8	0.83%
<b>Employment</b>	4	0.42%
<b>Education</b>	1	0.10%
<b>Health</b>	0	0.00%
<b>Social</b>	2	0.21%
<b>Leisure</b>	1	0.10%
<b>Other</b>	1	0.10%
<b>Not Answered</b>	942	98.23%

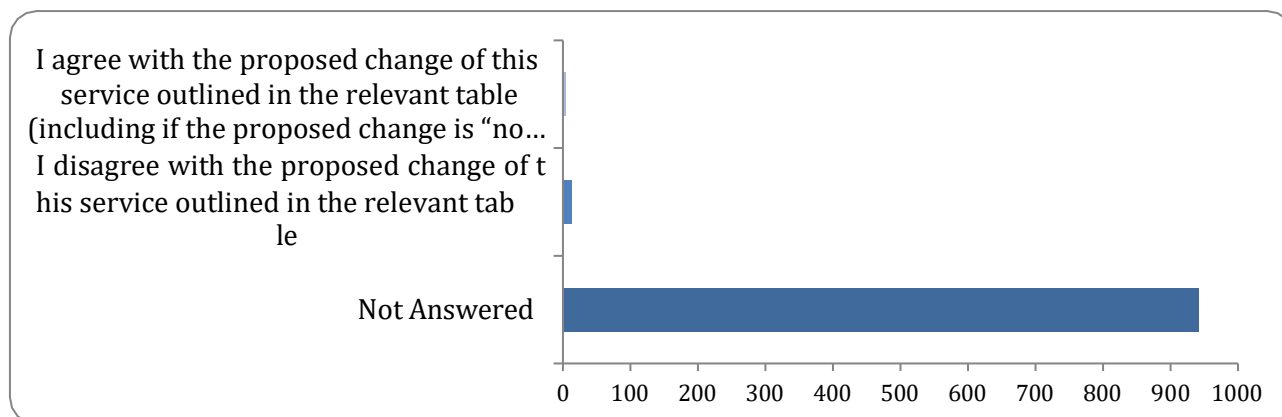
#### If other, please specify

There was 1 response to this part of the question.

### Do you agree with the ECC proposed change in relation to this service?

#### Agree or disagree with proposal

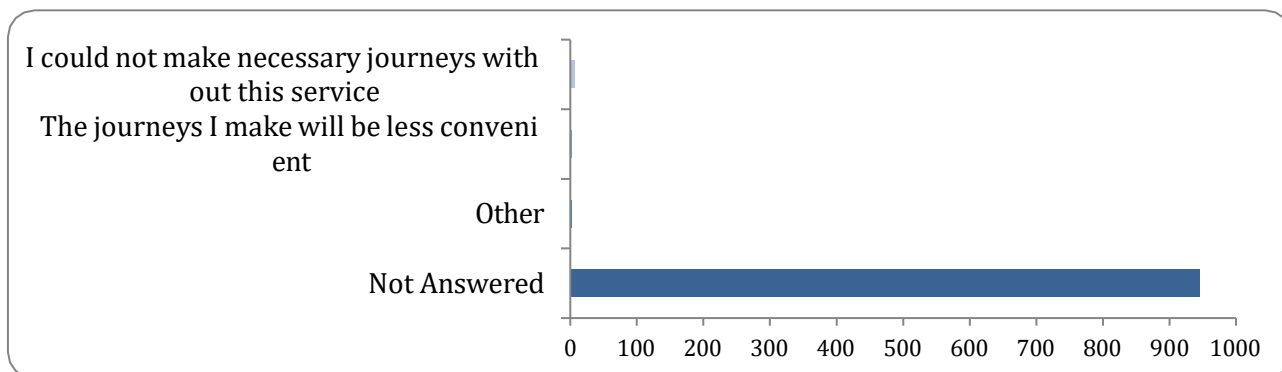
There were 17 responses to this part of the question.



Option	Total	Percent
I agree with the proposed change of this service outlined in the relevant table (including if the proposed change is “no change”)	4	0.42%
I disagree with the proposed change of this service outlined in the relevant table	13	1.36%
Not Answered	942	98.23%

### Reason of objecting to proposal

There were 13 responses to this part of the question.



Option	Total	Percent
I could not make necessary journeys without this service	7	0.73%
The journeys I make will be less convenient	3	0.31%
Other	3	0.31%
Not Answered	946	98.64%

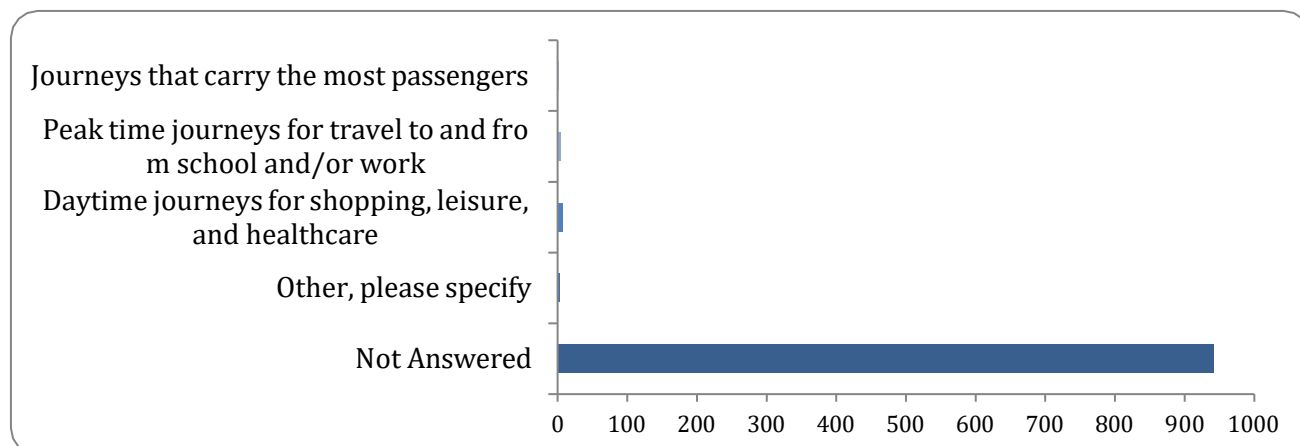
### If other, please specify

There were 6 responses to this part of the question.

## Which journey/s would you like us to prioritise if we continue to provide this service, select one that applies

### Which journey to prioritise

There were 17 responses to this part of the question.



Option	Total	Percent
Journeys that carry the most passengers	2	0.21%
Peak time journeys for travel to and from school and/or work	5	0.52%
Daytime journeys for shopping, leisure, and healthcare	7	0.73%
Other, please specify	3	0.31%
Not Answered	942	98.23%

### If other, please specify

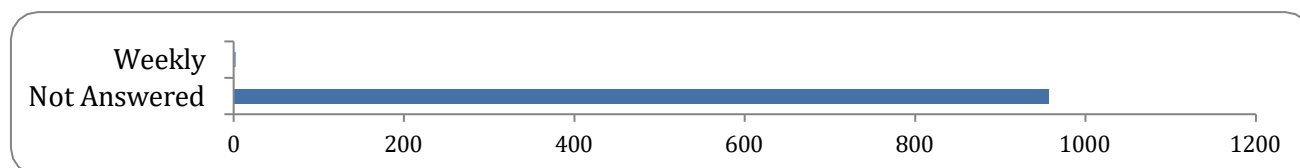
There were 5 responses to this part of the question.

## Service 104/106 - Langdon Hills/Basildon - Monday to Friday

## Please tell us how often you use this service, select one that applies

### Frequency of use

There were 2 responses to this part of the question.

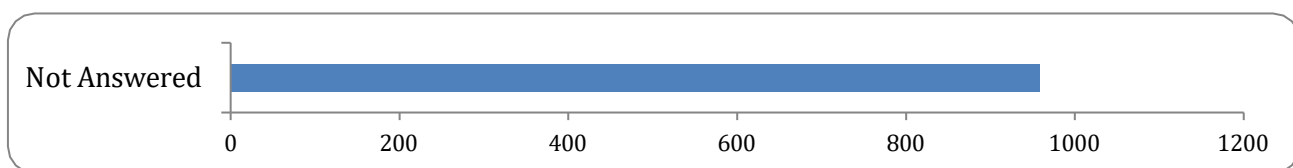


Option	Total	Percent
Daily	0	0.00%
Weekly	2	0.21%
Monthly	0	0.00%
Less than once a month	0	0.00%
Not Answered	957	99.79%

Please specify which day of the week and time of the day you use this service, please select all that apply. (This is a required question)

**Time of travel and day of the week - 06:00 - 09:00**

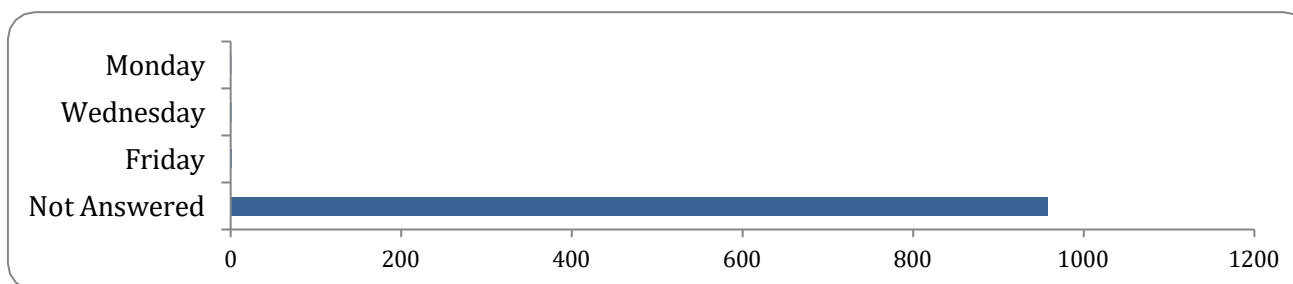
There were 0 responses to this part of the question.



Option	Total	Percent
Monday	0	0.00%
Tuesday	0	0.00%
Wednesday	0	0.00%
Thursday	0	0.00%
Friday	0	0.00%
Not Answered	959	100.00%

**Time of travel and day of the week - 09:00 - 12:00**

There was 1 response to this part of the question.

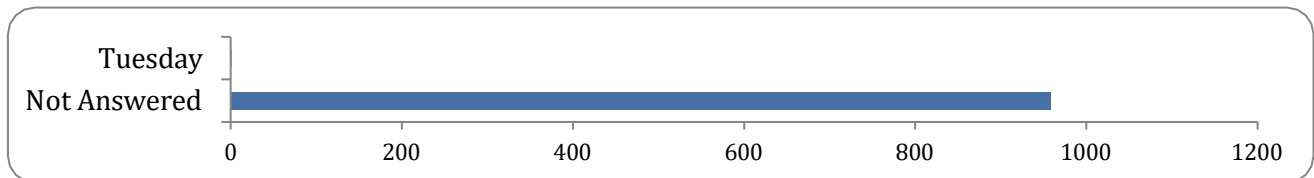


Option	Total	Percent
Monday	1	0.10%
Tuesday	0	0.00%
Wednesday	1	0.10%
Thursday	0	0.00%

<b>Friday</b>	1	0.10%
<b>Not Answered</b>	958	99.90%

#### Time of travel and day of the week - 12:00 - 16:00

There was 1 response to this part of the question.



Option	Total	Percent
<b>Monday</b>	0	0.00%
<b>Tuesday</b>	1	0.10%
<b>Wednesday</b>	0	0.00%
<b>Thursday</b>	0	0.00%
<b>Friday</b>	0	0.00%
<b>Not Answered</b>	958	99.90%

#### Time of travel and day of the week - 16:00 - 19:00

There were 0 responses to this part of the question.



Option	Total	Percent
<b>Monday</b>	0	0.00%
<b>Tuesday</b>	0	0.00%
<b>Wednesday</b>	0	0.00%
<b>Thursday</b>	0	0.00%
<b>Friday</b>	0	0.00%
<b>Not Answered</b>	959	100.00%

#### Time of travel and day of the week - 19:00 onwards

There were 0 responses to this part of the question.

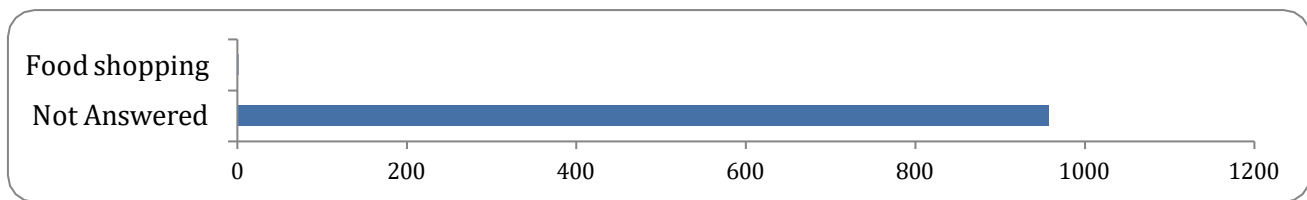


Option	Total	Percent
Monday	0	0.00%
Tuesday	0	0.00%
Wednesday	0	0.00%
Thursday	0	0.00%
Friday	0	0.00%
Not Answered	959	100.00%

### What is the main purpose of your journey/s?

#### Purpose of travel

There were 2 responses to this part of the question.



Option	Total	Percent
Food shopping	2	0.21%
Employment	0	0.00%
Education	0	0.00%
Health	0	0.00%
Social	0	0.00%
Leisure	0	0.00%
Other	0	0.00%
Not Answered	957	99.79%

#### If other, please specify

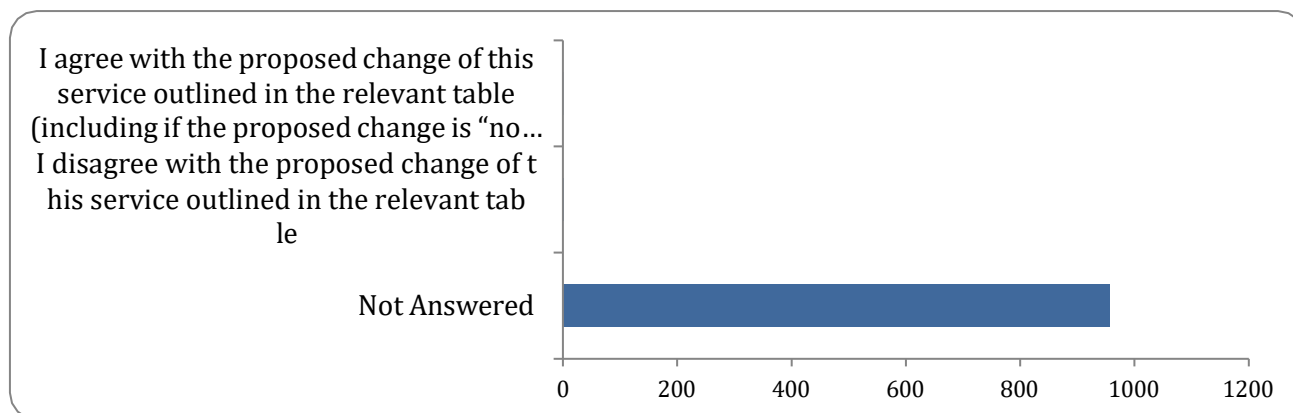
There were 0 responses to this part of the question.

### Do you agree with the ECC proposed change in relation to this service?

#### Agree or disagree with proposal

There were 2 responses to this part of the question.

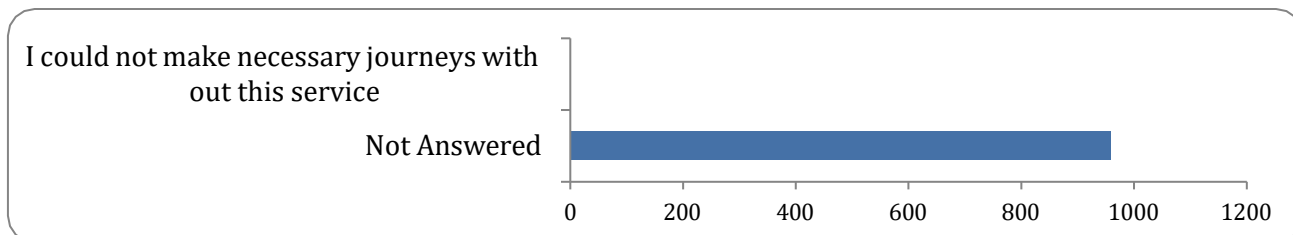




Option	Total	Percent
I agree with the proposed change of this service outlined in the relevant table (including if the proposed change is “no change”)	1	0.10%
I disagree with the proposed change of this service outlined in the relevant table	1	0.10%
Not Answered	957	99.79%

### Reason of objecting to proposal

There was 1 response to this part of the question.



Option	Total	Percent
I could not make necessary journeys without this service	1	0.10%
The journeys I make will be less convenient	0	0.00%
Other	0	0.00%
Not Answered	958	99.90%

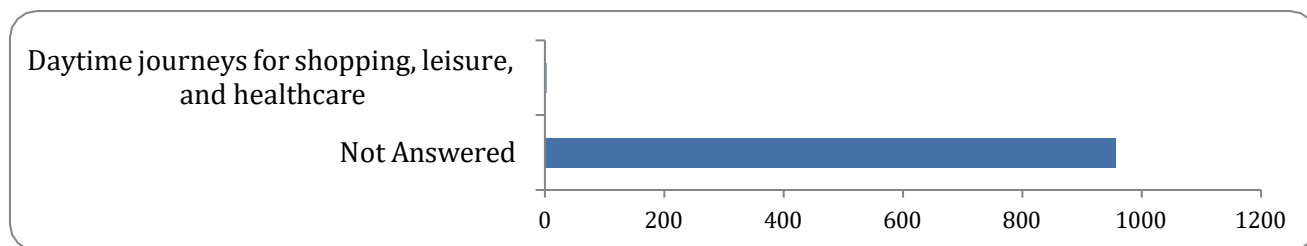
If other, please specify

There were 0 responses to this part of the question.

**Which journey/s would you like us to prioritise if we continue to provide this service, select one that applies**

**Which journey to prioritise**

There were 2 responses to this part of the question.



Option	Total	Percent
Journeys that carry the most passengers	0	0.00%
Peak time journeys for travel to and from school and/or work	0	0.00%
Daytime journeys for shopping, leisure, and healthcare	2	0.21%
Other, please specify	0	0.00%
Not Answered	957	99.79%

#### If other, please specify

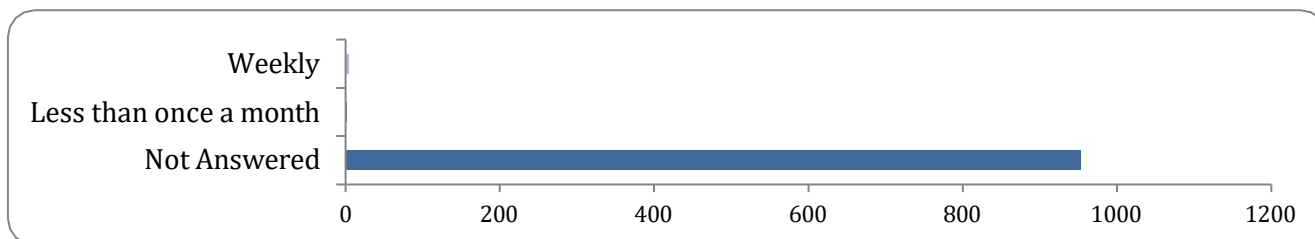
There were 0 responses to this part of the question.

### Service 251 - Warley/Wickford - Sunday & Public Holidays

Please tell us how often you use this service,  
select one that applies

#### Frequency of use

There were 6 responses to this part of the question.

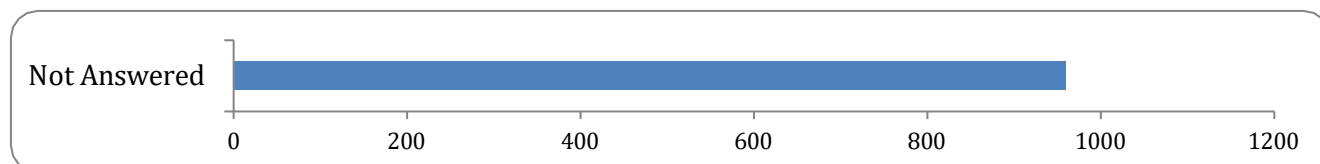


Option	Total	Percent
Daily	0	0.00%
Weekly	4	0.42%
Monthly	0	0.00%
Less than once a month	2	0.21%
Not Answered	953	99.37%

Please specify which day of the week and time of the day you use this service, please select all that apply. (This is a required question)

#### Time of travel and day of the week - 06:00 - 09:00

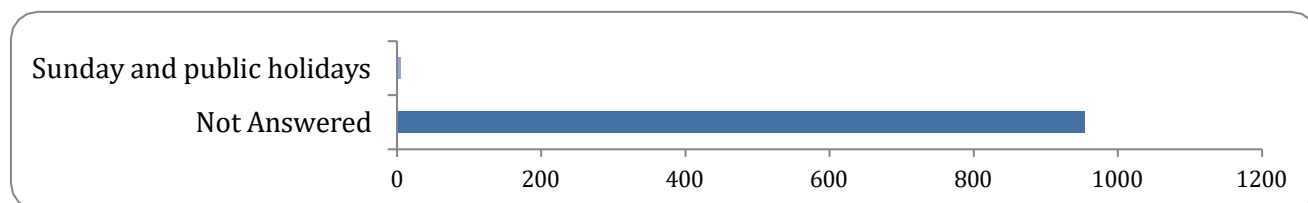
There were 0 responses to this part of the question.



Option	Total	Percent
Sunday and public holidays	0	0.00%
Not Answered	959	100.00%

#### Time of travel and day of the week - 09:00 - 12:00

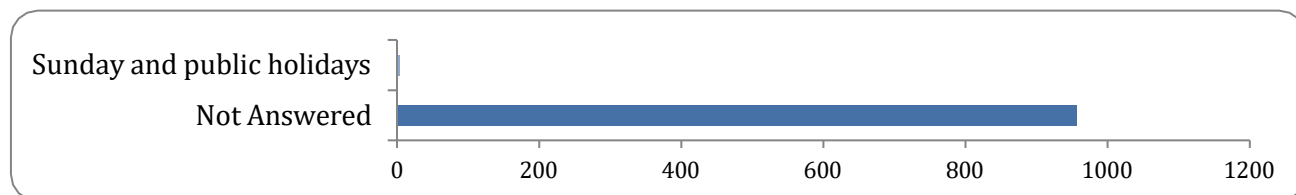
There were 5 responses to this part of the question.



Option	Total	Percent
Sunday and public holidays	5	0.52%
Not Answered	954	99.48%

#### Time of travel and day of the week - 12:00 - 16:00

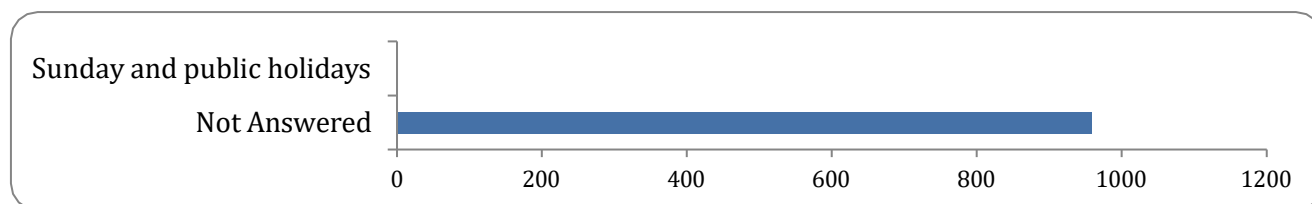
There were 3 responses to this part of the question.



Option	Total	Percent
Sunday and public holidays	3	0.31%
Not Answered	956	99.69%

### Time of travel and day of the week - 16:00 - 19:00


There was 1 response to this part of the question.



Option	Total	Percent
Sunday and public holidays	1	0.10%
Not Answered	958	99.90%

### Time of travel and day of the week - 19:00 onwards

There were 0 responses to this part of the question.

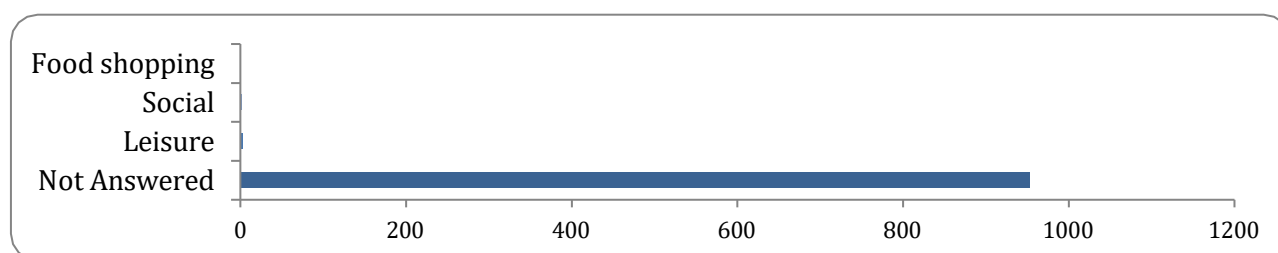


Option	Total	Percent
Sunday and public holidays	0	0.00%
Not Answered	959	100.00%

### What is the main purpose of your journey/s?

#### Purpose of travel

There were 6 responses to this part of the question.



Option	Total	Percent
Food shopping	1	0.10%
Employment	0	0.00%
Education	0	0.00%
Health	0	0.00%
Social	2	0.21%

<b>Leisure</b>	3	0.31%
<b>Other</b>	0	0.00%
<b>Not Answered</b>	953	99.37%

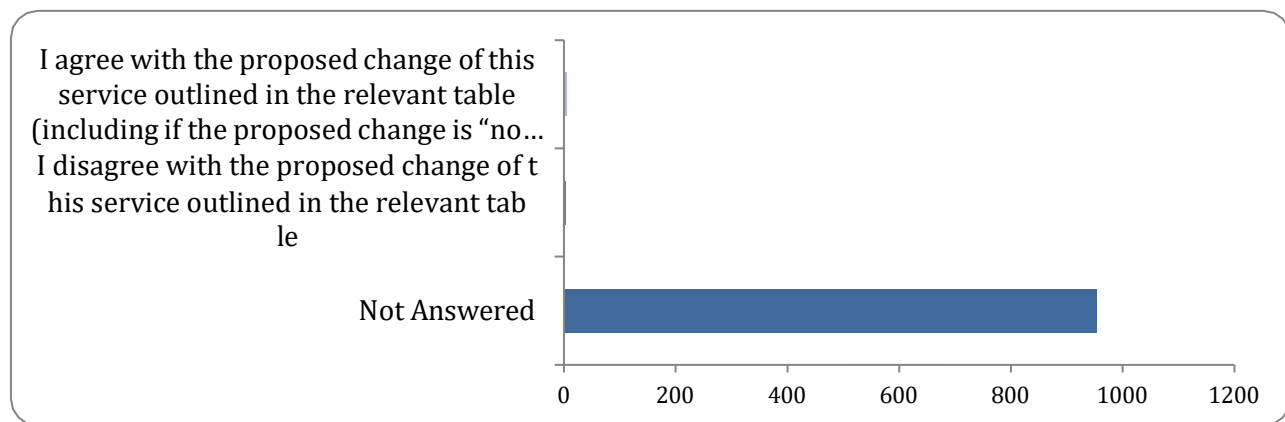
#### If other, please specify

There were 0 responses to this part of the question.

### Do you agree with the ECC proposed change in relation to this service?

#### Agree or disagree with proposal

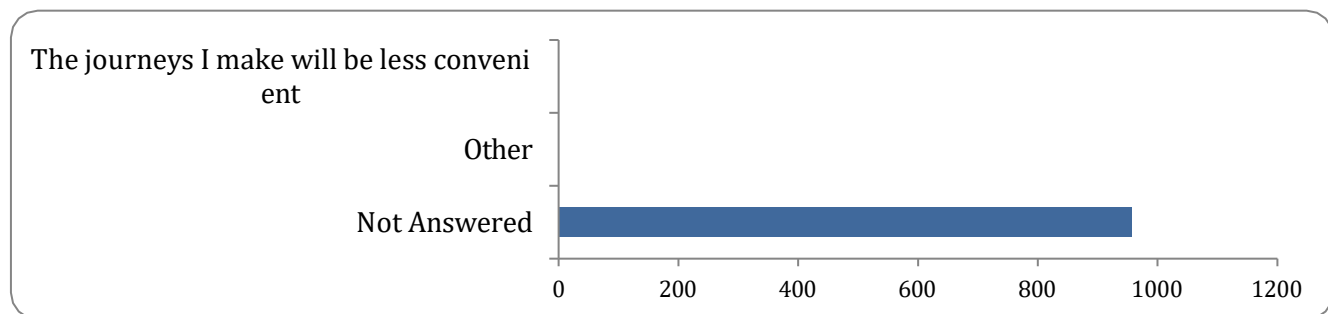
There were 6 responses to this part of the question.



Option	Total	Percent
<b>I agree with the proposed change of this service outlined in the relevant table (including if the proposed change is “no change”)</b>	4	0.42%
<b>I disagree with the proposed change of this service outlined in the relevant table</b>	2	0.21%
<b>Not Answered</b>	953	99.37%

#### Reason of objecting to proposal

There were 2 responses to this part of the question.



Option	Total	Percent
I could not make necessary journeys without this service	0	0.00%
The journeys I make will be less convenient	1	0.10%
Other	1	0.10%
Not Answered	957	99.79%

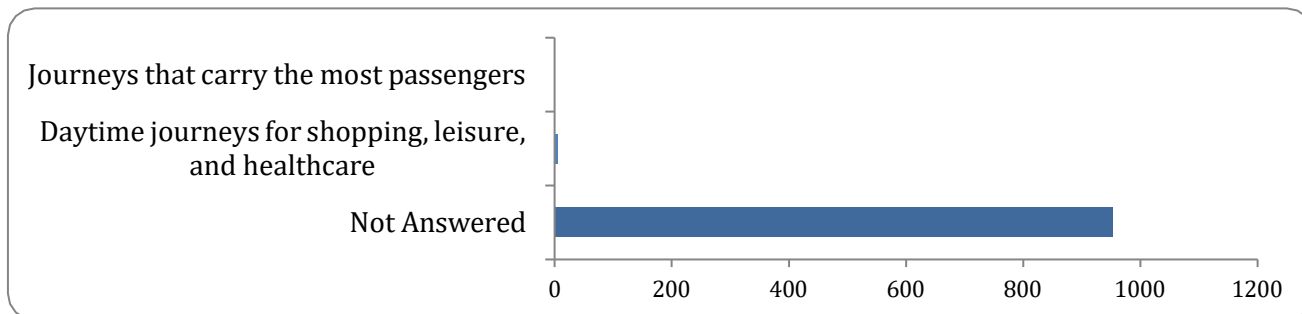
If other, please specify

There were 2 responses to this part of the question.

**Which journey/s would you like us to prioritise if we continue to provide this service, select one that applies**

**Which journey to prioritise**

There were 6 responses to this part of the question.



Option	Total	Percent
Journeys that carry the most passengers	1	0.10%
Peak time journeys for travel to and from school and/or work	0	0.00%
Daytime journeys for shopping, leisure, and healthcare	5	0.52%
Other, please specify	0	0.00%
Not Answered	953	99.37%

If other, please specify

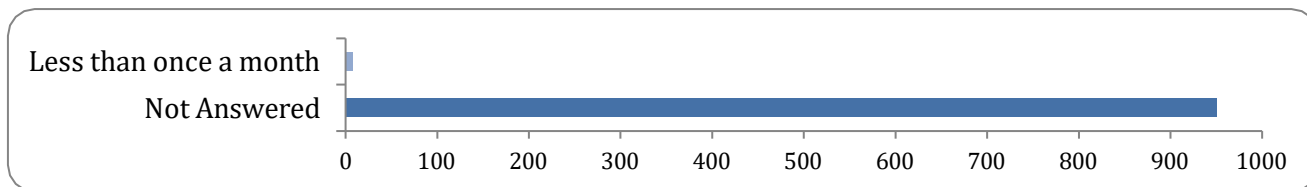
There were 0 responses to this part of the question.

### **Service 256 - Basildon/Ramsden Heath - Tuesday, Thursday, Saturday**

**Please tell us how often you use this service, select one that applies**

**Frequency of use**

There were 8 responses to this part of the question.

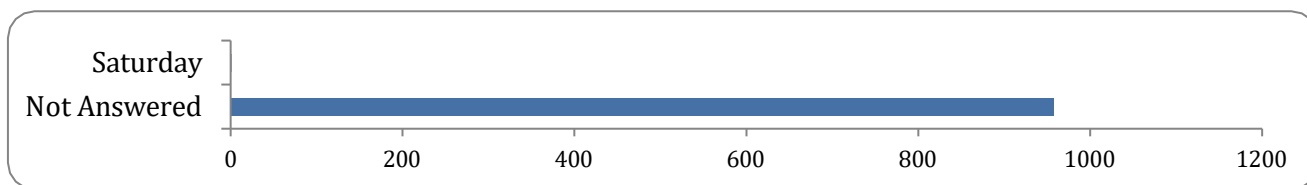


Option	Total	Percent
Daily	0	0.00%
Weekly	0	0.00%
Monthly	0	0.00%
Less than once a month	8	0.83%
Not Answered	951	99.17%

Please specify which day of the week and time of the day you use this service, please select all that apply. (This is a required question)

**Time of travel and day of the week - 06:00 - 09:00**

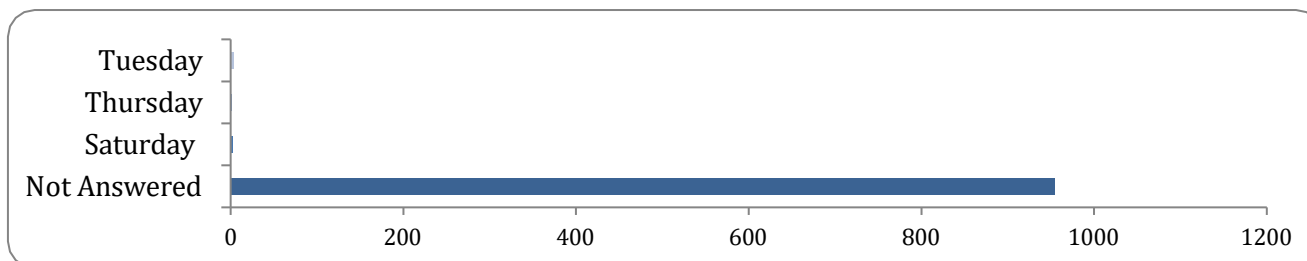
There was 1 response to this part of the question.



Option	Total	Percent
Tuesday	0	0.00%
Thursday	0	0.00%
Saturday	1	0.10%
Not Answered	958	99.90%

**Time of travel and day of the week - 09:00 - 12:00**

There were 5 responses to this part of the question.



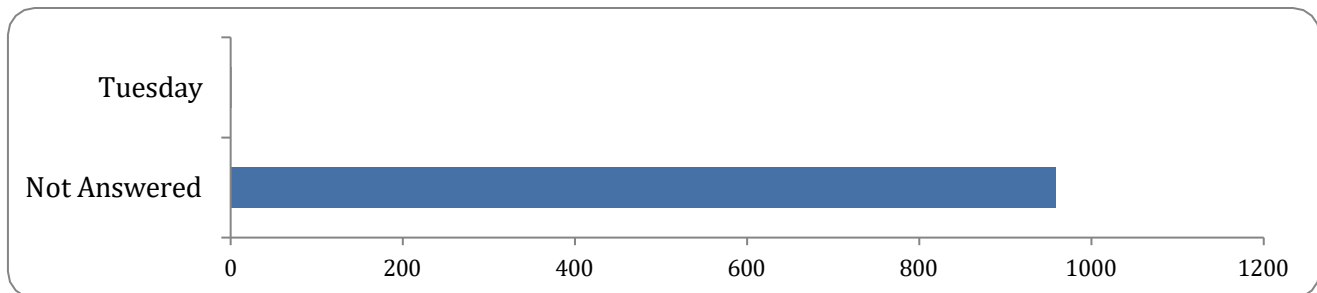
Option	Total	Percent
Tuesday	4	0.42%



<b>Thursday</b>	1	0.10%
<b>Saturday</b>	2	0.21%
<b>Not Answered</b>	954	99.48%

#### Time of travel and day of the week - 12:00 - 16:00


There was 1 response to this part of the question.



Option	Total	Percent
<b>Tuesday</b>	1	0.10%
<b>Thursday</b>	0	0.00%
<b>Saturday</b>	0	0.00%
<b>Not Answered</b>	958	99.90%

#### Time of travel and day of the week - 16:00 - 19:00

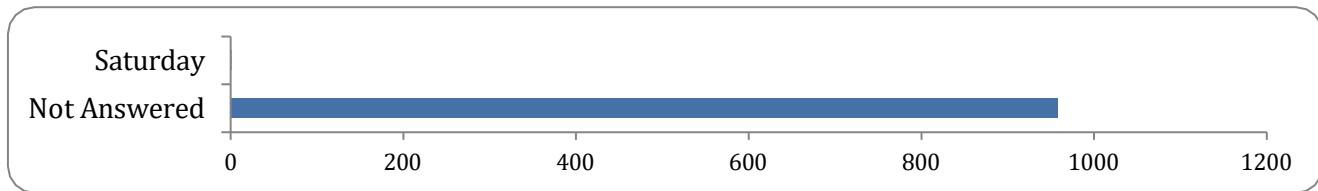
There were 0 responses to this part of the question.



Option	Total	Percent
<b>Tuesday</b>	0	0.00%
<b>Thursday</b>	0	0.00%
<b>Saturday</b>	0	0.00%
<b>Not Answered</b>	959	100.00%

#### Time of travel and day of the week - 19:00 onwards

There was 1 response to this part of the question.

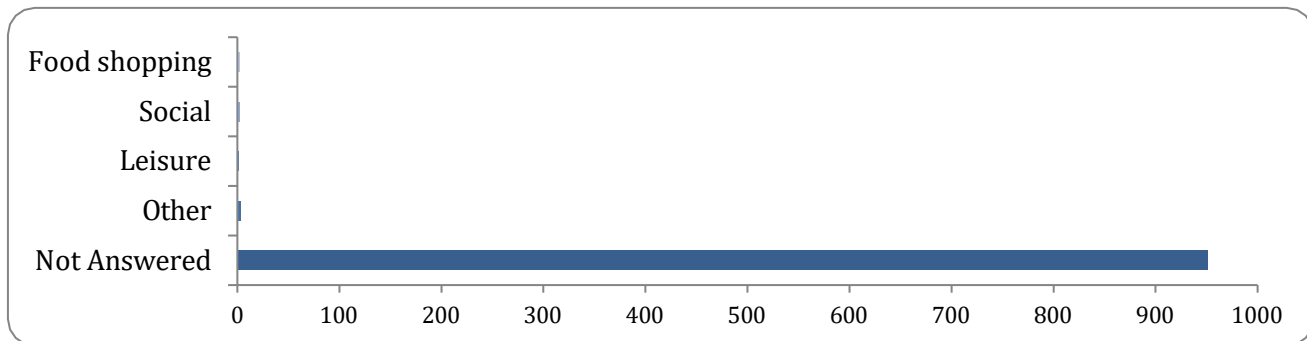


Option	Total	Percent
Tuesday	0	0.00%
Thursday	0	0.00%
Saturday	1	0.10%
Not Answered	958	99.90%

### What is the main purpose of your journey/s?

#### Purpose of travel

There were 8 responses to this part of the question.



Option	Total	Percent
Food shopping	2	0.21%
Employment	0	0.00%
Education	0	0.00%
Health	0	0.00%
Social	2	0.21%
Leisure	1	0.10%
Other	3	0.31%
Not Answered	951	99.17%

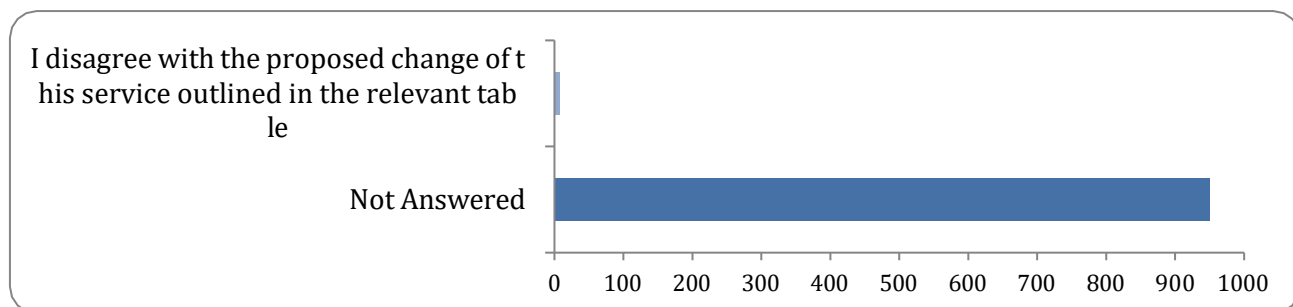
#### If other, please specify

There were 4 responses to this part of the question.

### Do you agree with the ECC proposed change in relation to this service?

#### Agree or disagree with proposal

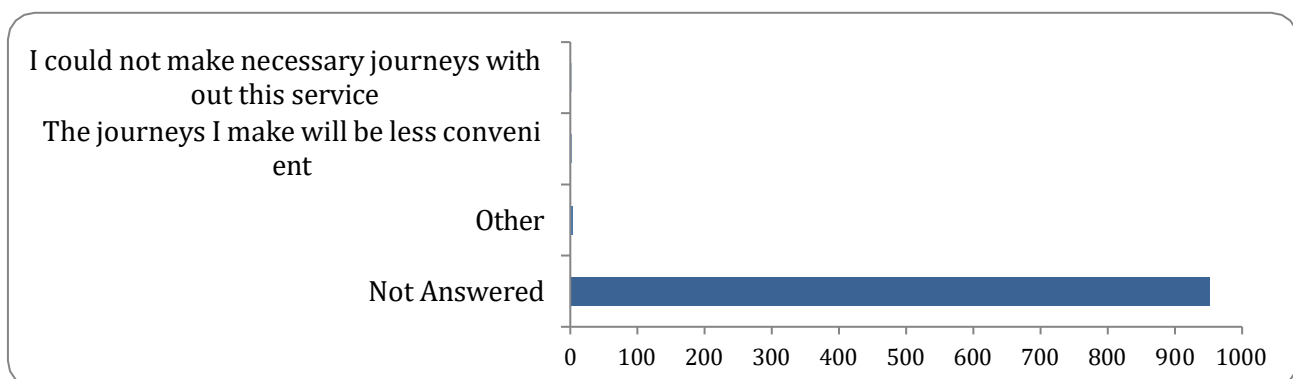
There were 8 responses to this part of the question.



Option	Total	Percent
I agree with the proposed change of this service outlined in the relevant table (including if the proposed change is “no change”)	0	0.00%
I disagree with the proposed change of this service outlined in the relevant table	8	0.83%
Not Answered	951	99.17%

### Reason of objecting to proposal

There were 7 responses to this part of the question.



Option	Total	Percent
I could not make necessary journeys without this service	2	0.21%
The journeys I make will be less convenient	2	0.21%
Other	3	0.31%
Not Answered	952	99.27%

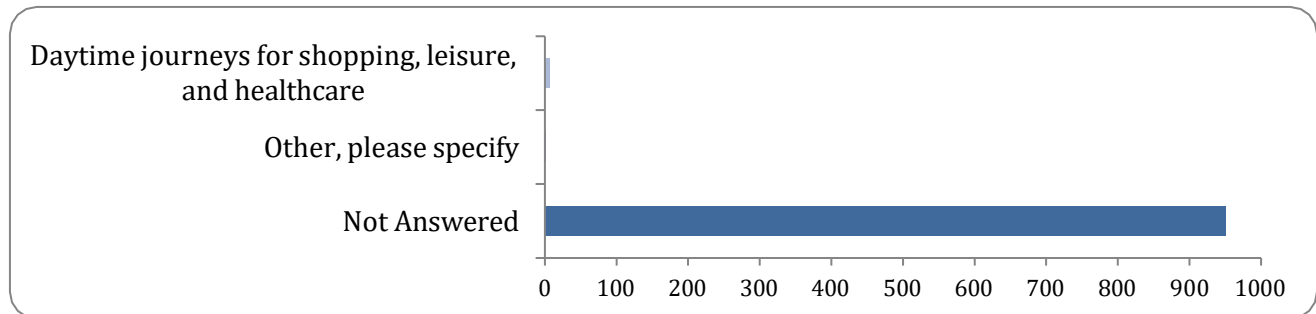
### If other, please specify

There were 6 responses to this part of the question.

**Which journey/s would you like us to prioritise if we continue to provide this service, select one that applies**

**Which journey to prioritise**

There were 8 responses to this part of the question.



Option	Total	Percent
Journeys that carry the most passengers	0	0.00%
Peak time journeys for travel to and from school and/or work	0	0.00%
Daytime journeys for shopping, leisure, and healthcare	7	0.73%
Other, please specify	1	0.10%
Not Answered	951	99.17%

**If other, please specify**

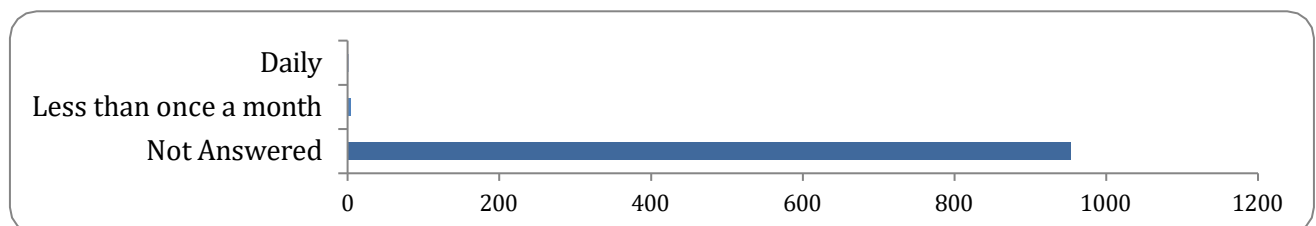
There were 3 responses to this part of the question.

**Service 552 - Ramsden Heath/Billericay Station - Monday to Friday**

**Please tell us how often you use this service, select one that applies**

**Frequency of use**

There were 6 responses to this part of the question.



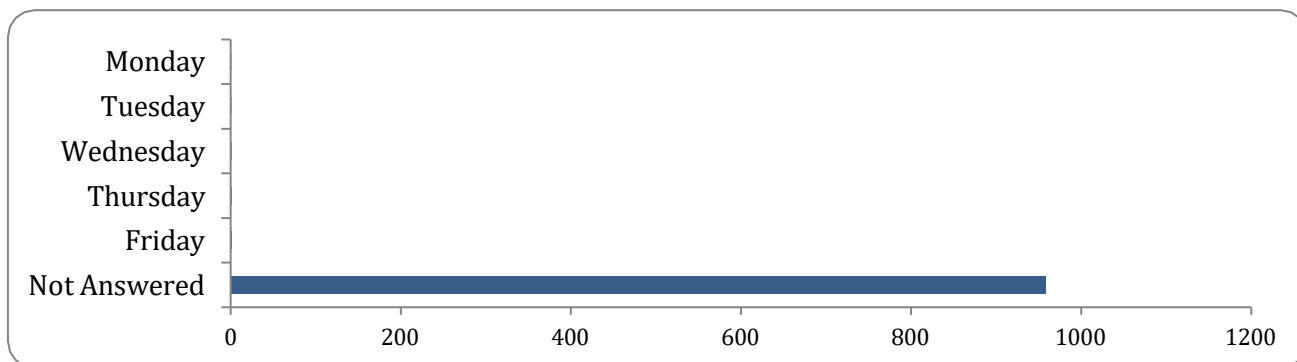
Option	Total	Percent
Daily	2	0.21%

<b>Weekly</b>	0	0.00%
<b>Monthly</b>	0	0.00%
<b>Less than once a month</b>	4	0.42%
<b>Not Answered</b>	953	99.37%

Please specify which day of the week and time of the day you use this service, please select all that apply. (This is a required question)

**Time of travel and day of the week - 06:00 - 09:00**

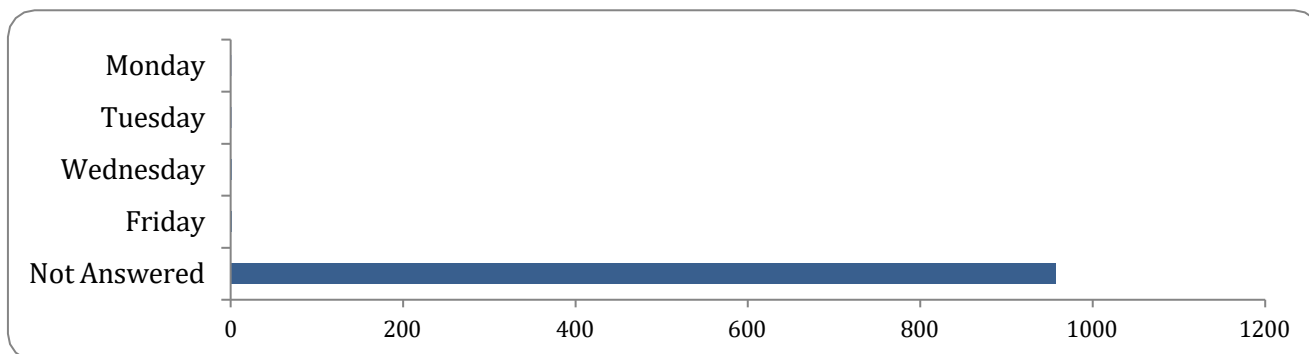
There was 1 response to this part of the question.



Option	Total	Percent
<b>Monday</b>	1	0.10%
<b>Tuesday</b>	1	0.10%
<b>Wednesday</b>	1	0.10%
<b>Thursday</b>	1	0.10%
<b>Friday</b>	1	0.10%
<b>Not Answered</b>	958	99.90%

**Time of travel and day of the week - 09:00 - 12:00**

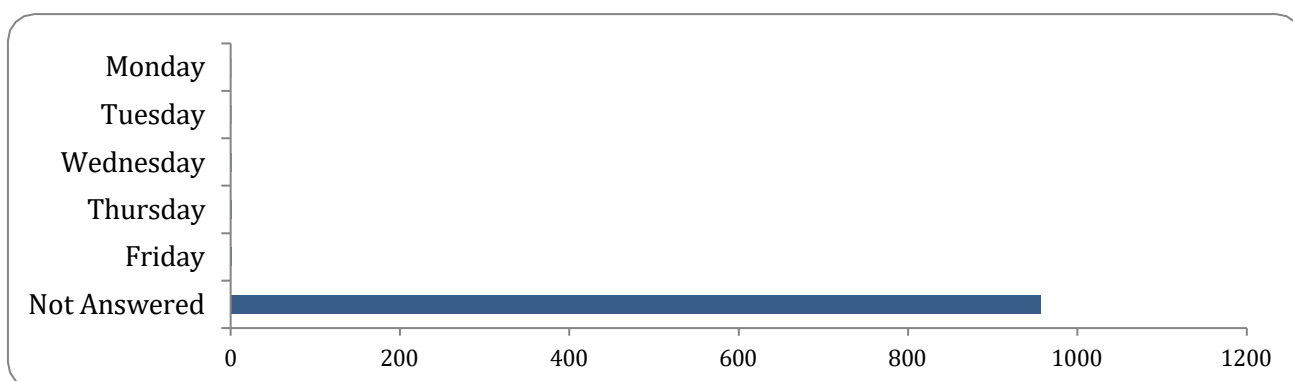
There were 2 responses to this part of the question.



Option	Total	Percent
Monday	1	0.10%
Tuesday	1	0.10%
Wednesday	1	0.10%
Thursday	0	0.00%
Friday	1	0.10%
Not Answered	957	99.79%

#### Time of travel and day of the week - 12:00 - 16:00

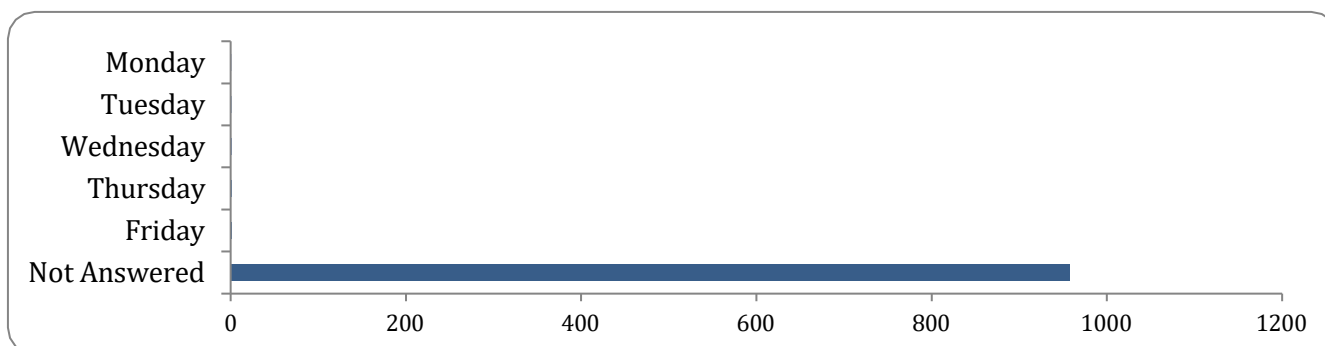
There were 2 responses to this part of the question.



Option	Total	Percent
Monday	1	0.10%
Tuesday	2	0.21%
Wednesday	1	0.10%
Thursday	1	0.10%
Friday	1	0.10%
Not Answered	957	99.79%

#### Time of travel and day of the week - 16:00 - 19:00

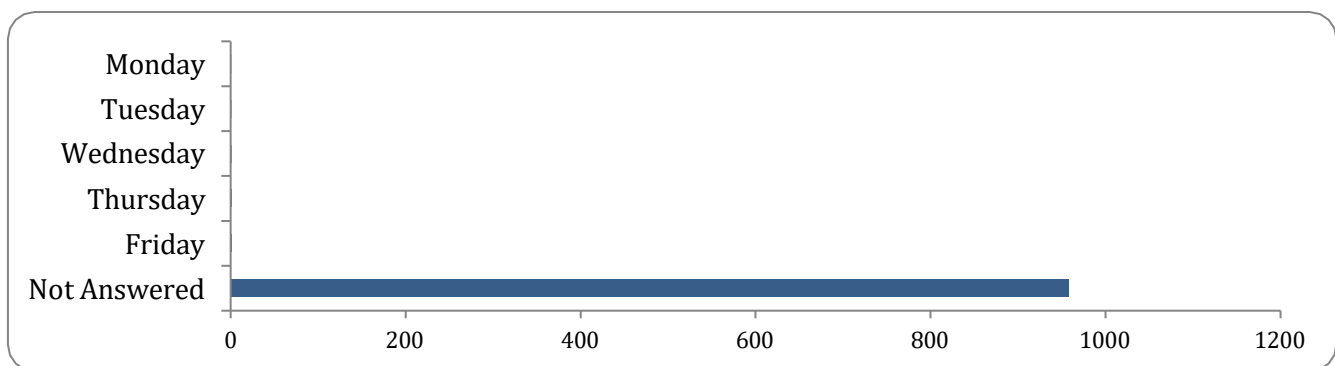
There was 1 response to this part of the question.



Option	Total	Percent
Monday	1	0.10%
Tuesday	1	0.10%
Wednesday	1	0.10%
Thursday	1	0.10%
Friday	1	0.10%
Not Answered	958	99.90%

### Time of travel and day of the week - 19:00 onwards

There was 1 response to this part of the question.

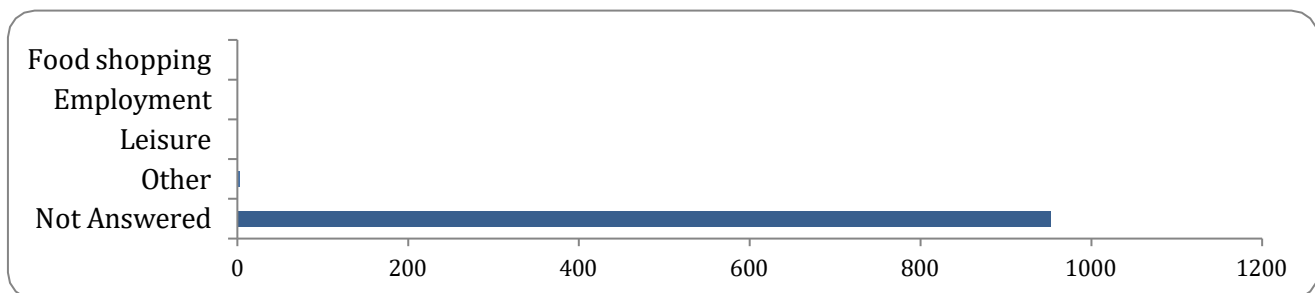


Option	Total	Percent
Monday	1	0.10%
Tuesday	1	0.10%
Wednesday	1	0.10%
Thursday	1	0.10%
Friday	1	0.10%
Not Answered	958	99.90%

### What is the main purpose of your journey/s?

#### Purpose of travel

There were 6 responses to this part of the question.





Option	Total	Percent
Food shopping	1	0.10%
Employment	1	0.10%
Education	0	0.00%
Health	0	0.00%
Social	0	0.00%
Leisure	1	0.10%
Other	3	0.31%
Not Answered	953	99.37%

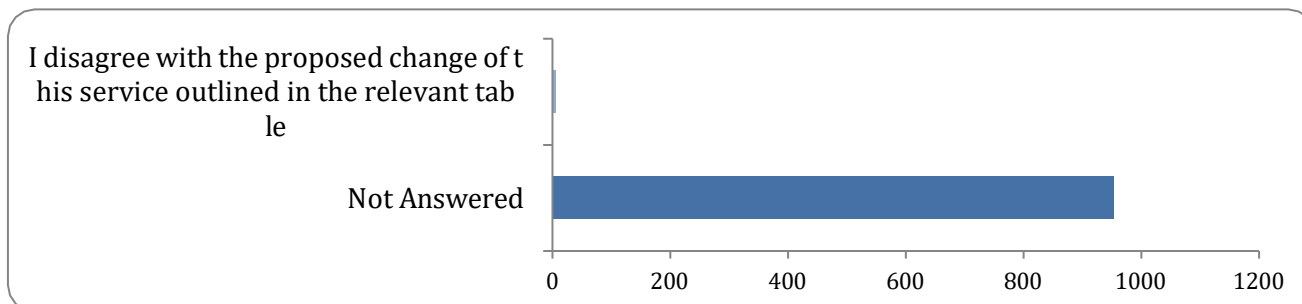
#### If other, please specify

There were 3 responses to this part of the question.

#### Do you agree with the ECC proposed change in relation to this service?

##### Agree or disagree with proposal

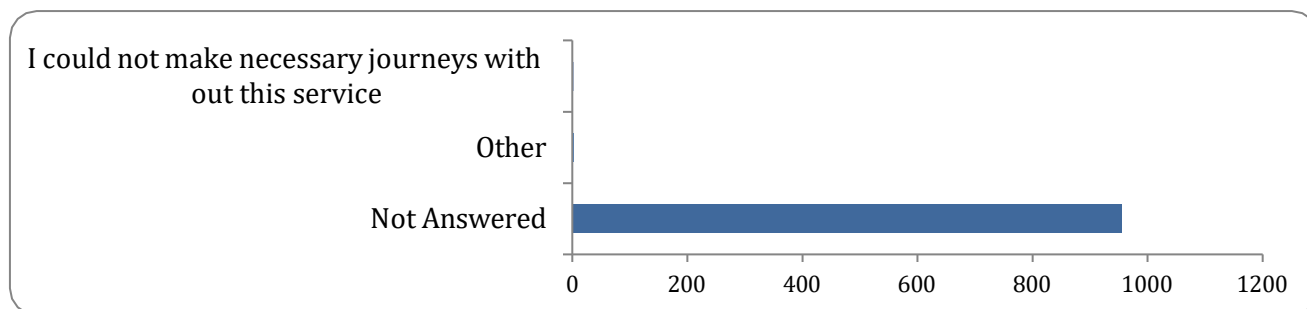
There were 6 responses to this part of the question.



Option	Total	Percent
I agree with the proposed change of this service outlined in the relevant table (including if the proposed change is "no change")	0	0.00%
I disagree with the proposed change of this service outlined in the relevant table	6	0.63%
Not Answered	953	99.37%

#### Reason of objecting to proposal

There were 4 responses to this part of the question.



Option	Total	Percent
I could not make necessary journeys without this service	2	0.21%
The journeys I make will be less convenient	0	0.00%
Other	2	0.21%
Not Answered	955	99.58%

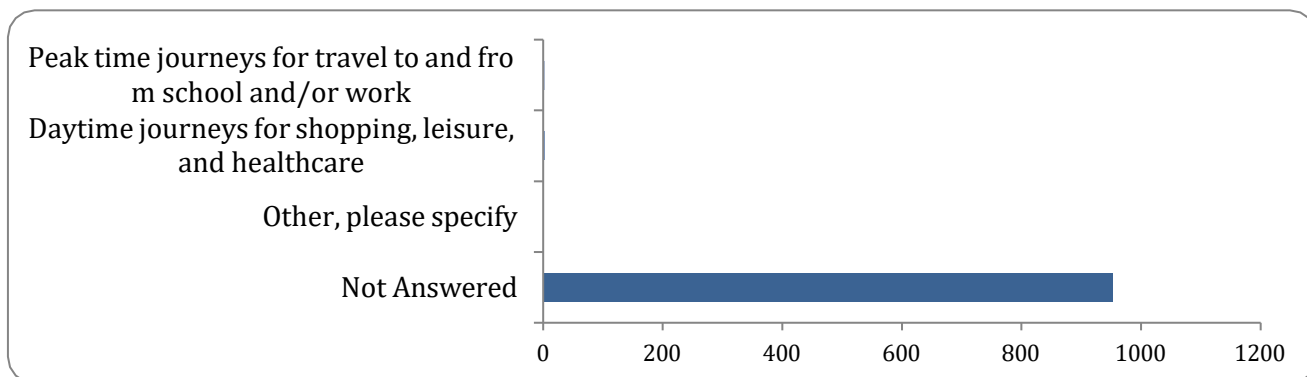
#### If other, please specify

There were 4 responses to this part of the question.

### Which journey/s would you like us to prioritise if we continue to provide this service, select one that applies

#### Which journey to prioritise

There were 6 responses to this part of the question.



Option	Total	Percent
Journeys that carry the most passengers	0	0.00%
Peak time journeys for travel to and from school and/or work	2	0.21%
Daytime journeys for shopping, leisure, and healthcare	3	0.31%
Other, please specify	1	0.10%
Not Answered	953	99.37%

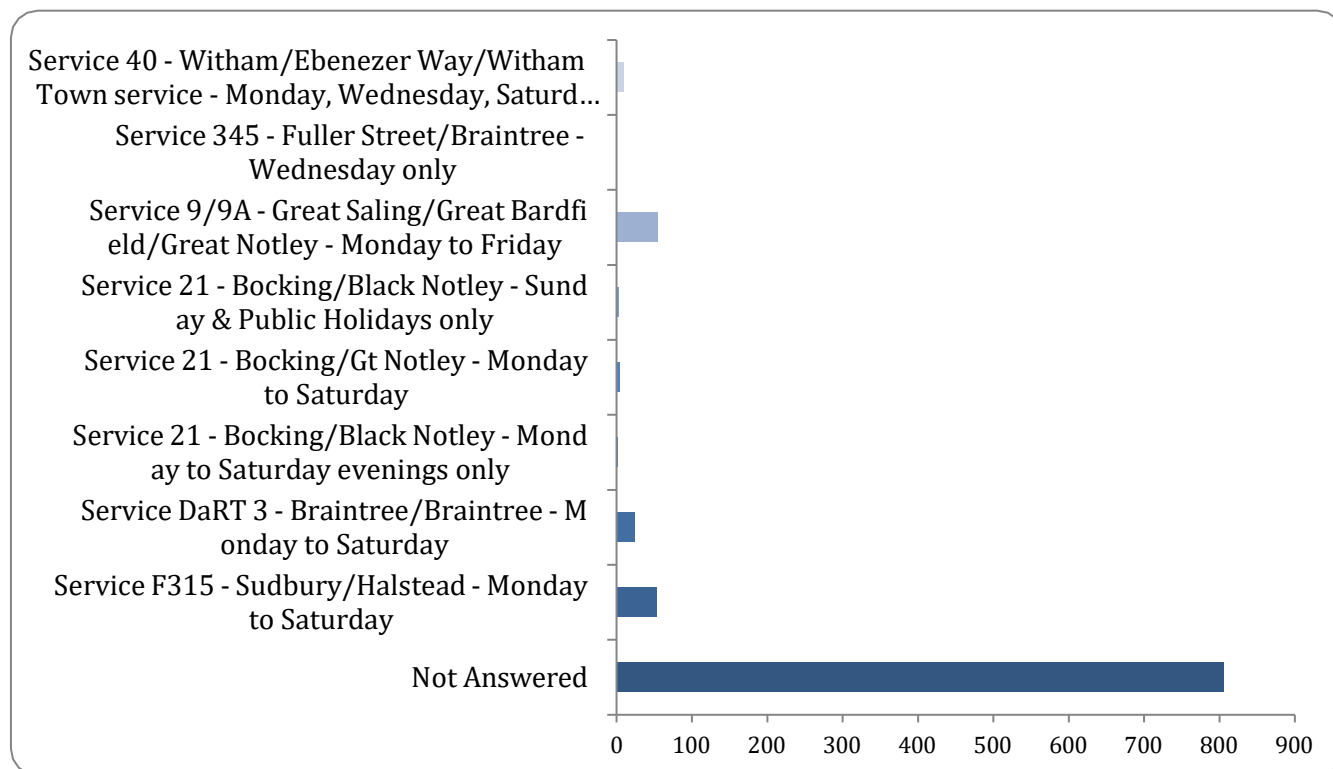
### If other, please specify

There was 1 response to this part of the question.

### Please select the service number from the options below that you wish to answer consultation questions on:

#### Service number

There were 153 responses to this part of the question.



Option	Total	Percent
<b>Service 40 - Witham/Ebenezer Way/Witham Town service - Monday, Wednesday, Saturday</b>	10	1.04%
<b>Service 345 - Fuller Street/Braintree - Wednesday only</b>	1	0.10%
<b>Service SB21 - Fuller Street/Braintree - Monday only</b>	0	0.00%
<b>Service SB28 - Stisted/Braintree Freeport - Wednesday only</b>	0	0.00%
<b>Service 9/9A - Great Saling/Great Bardfield/Great Notley - Monday to Friday</b>	55	5.74%

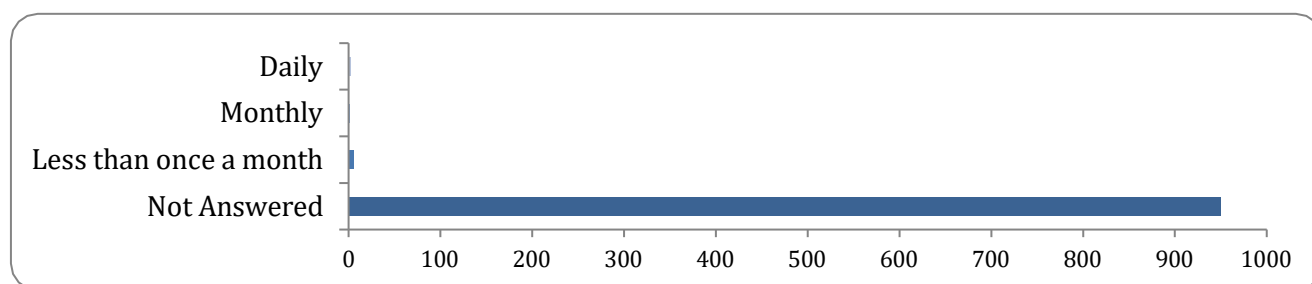
Service 21 - Bocking/Black Notley - Sunday & Public Holidays only	3	0.31%
Service 21 - Bocking/Gt Notley - Monday to Saturday	5	0.52%
Service 21 - Bocking/Black Notley - Monday to Saturday evenings only	2	0.21%
Service DaRT 3 - Braintree/Braintree - Monday to Saturday	24	2.50%
Service F315 - Sudbury/Halstead - Monday to Saturday	53	5.53%
Not Answered	806	84.05%

### Service 40 - Witham/Ebenezer Way/Witham Town service - Monday, Wednesday, Saturday

Please tell us how often you use this service,  
select one that applies

#### Frequency of use

There were 9 responses to this part of the question.

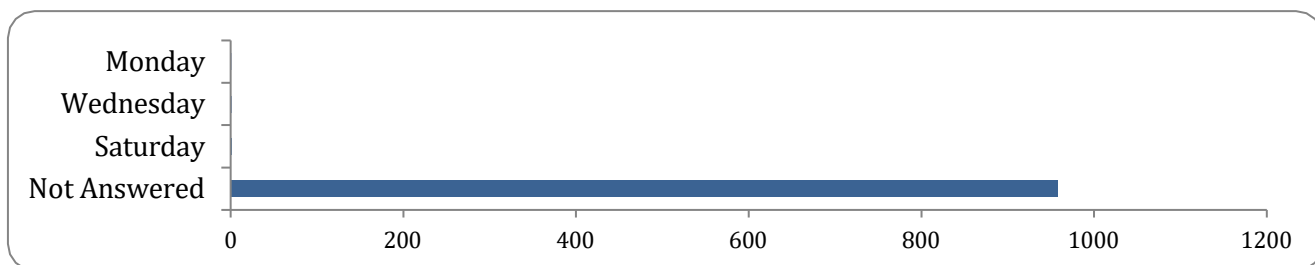


Option	Total	Percent
Daily	2	0.21%
Weekly	0	0.00%
Monthly	1	0.10%
Less than once a month	6	0.63%
Not Answered	950	99.06%

Please specify which day of the week and time of the day you use this service, please select all that apply. (This is a required question)

#### Time of travel and day of the week - 06:00 - 09:00

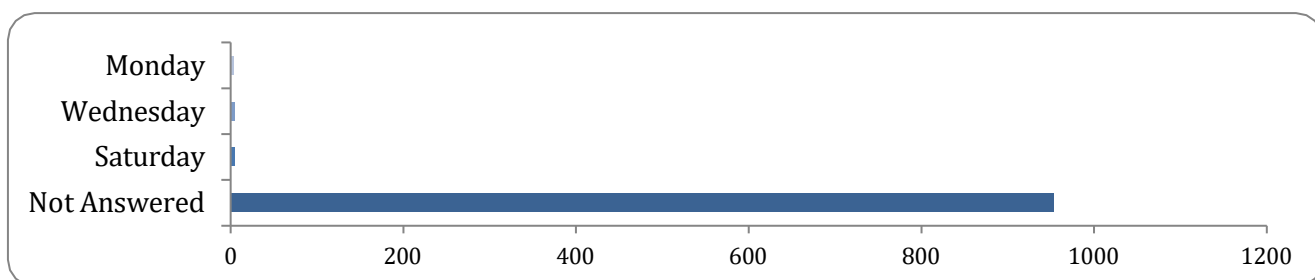
There was 1 response to this part of the question.



Option	Total	Percent
Monday	1	0.10%
Wednesday	1	0.10%
Saturday	1	0.10%
Not Answered	958	99.90%

### Time of travel and day of the week - 09:00 - 12:00

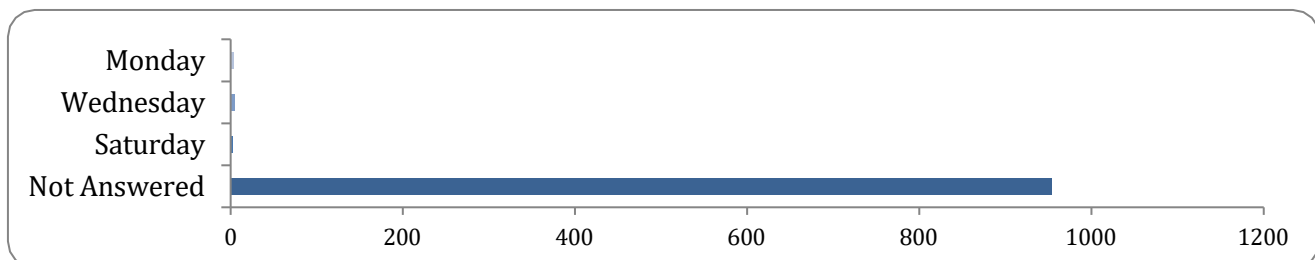
There were 6 responses to this part of the question.



Option	Total	Percent
Monday	4	0.42%
Wednesday	5	0.52%
Saturday	5	0.52%
Not Answered	953	99.37%

### Time of travel and day of the week - 12:00 - 16:00

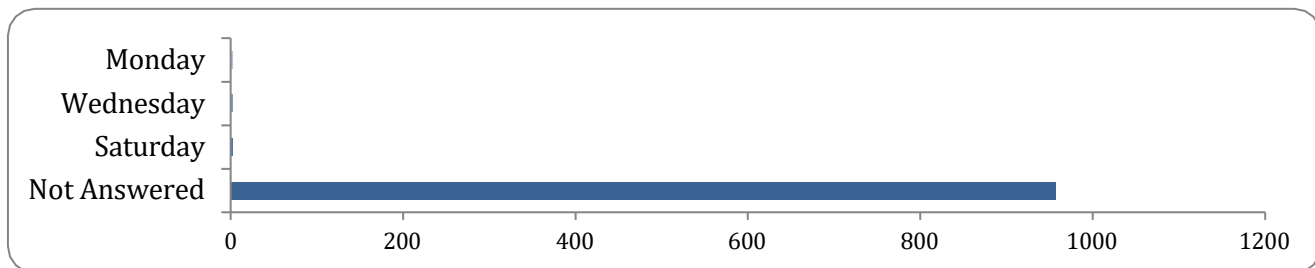
There were 5 responses to this part of the question.



Option	Total	Percent
Monday	4	0.42%
Wednesday	5	0.52%
Saturday	3	0.31%
Not Answered	954	99.48%

#### Time of travel and day of the week - 16:00 - 19:00

There were 2 responses to this part of the question.



Option	Total	Percent
Monday	2	0.21%
Wednesday	2	0.21%
Saturday	2	0.21%
Not Answered	957	99.79%

#### Time of travel and day of the week - 19:00 onwards

There were 0 responses to this part of the question.

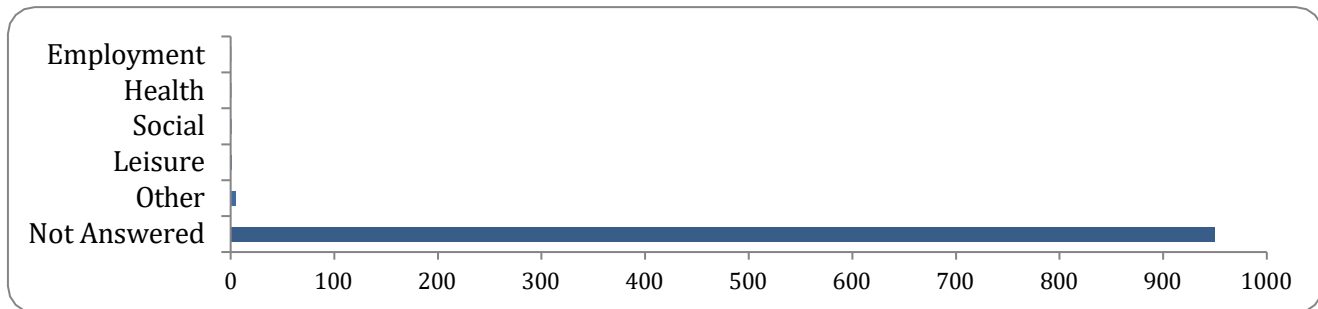


Option	Total	Percent
Monday	0	0.00%
Wednesday	0	0.00%
Saturday	0	0.00%
Not Answered	959	100.00%

#### What is the main purpose of your journey/s?

##### Purpose of travel

There were 9 responses to this part of the question.



Option	Total	Percent
Food shopping	0	0.00%
Employment	1	0.10%
Education	0	0.00%
Health	1	0.10%
Social	1	0.10%
Leisure	1	0.10%
Other	5	0.52%
Not Answered	950	99.06%

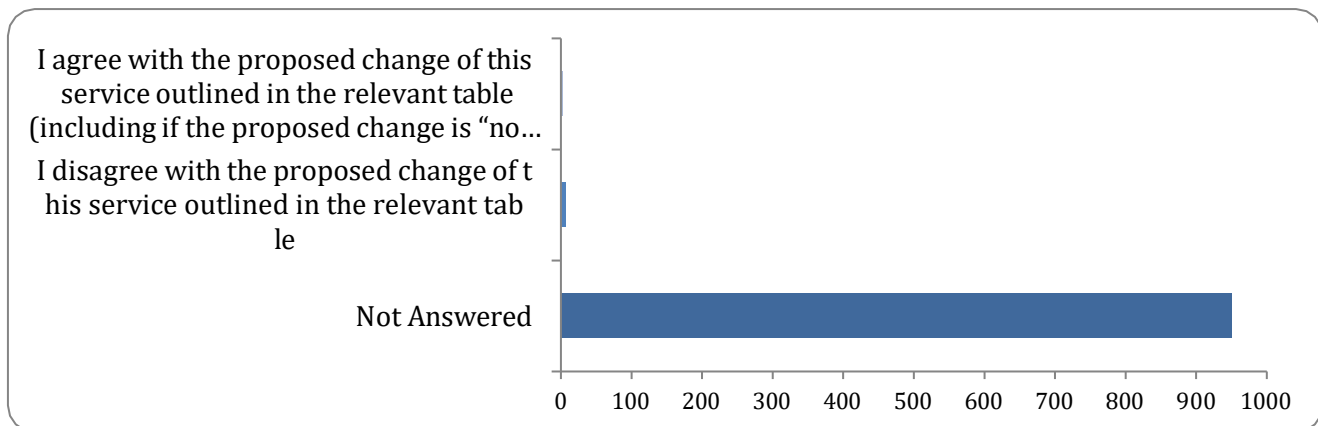
#### If other, please specify

There were 4 responses to this part of the question.

### Do you agree with the ECC proposed change in relation to this service?

#### Agree or disagree with proposal

There were 9 responses to this part of the question.

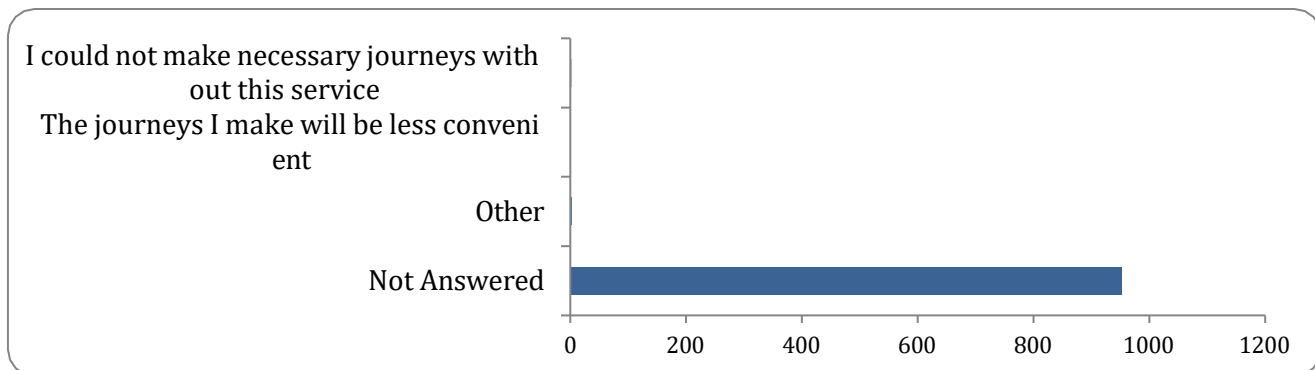


Option	Total	Percent
I agree with the proposed change of this service outlined in the relevant table (including if the proposed change is "no change")	3	0.31%
I disagree with the proposed change of this service outlined in the relevant table	6	0.63%

<b>Not Answered</b>	950	99.06%
---------------------	-----	--------

### Reason of objecting to proposal

There were 6 responses to this part of the question.



Option	Total	Percent
<b>I could not make necessary journeys without this service</b>	3	0.31%
<b>The journeys I make will be less convenient</b>	1	0.10%
<b>Other</b>	2	0.21%
<b>Not Answered</b>	953	99.37%

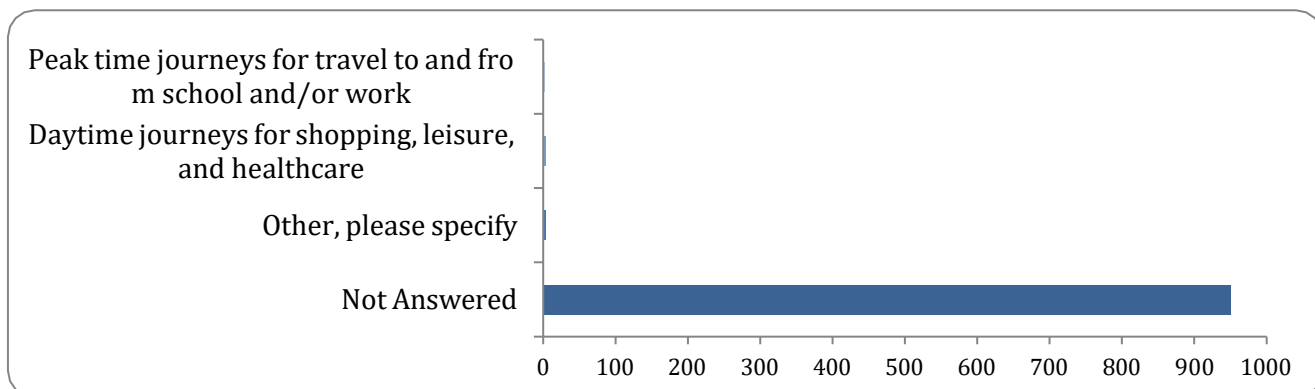
### If other, please specify

There were 5 responses to this part of the question.

**Which journey/s would you like us to prioritise if we continue to provide this service, select one that applies**

### Which journey to prioritise

There were 9 responses to this part of the question.



Option	Total	Percent
--------	-------	---------



<b>Journeys that carry the most passengers</b>	0	0.00%
<b>Peak time journeys for travel to and from school and/or work</b>	2	0.21%
<b>Daytime journeys for shopping, leisure, and healthcare</b>	3	0.31%
<b>Other, please specify</b>	4	0.42%
<b>Not Answered</b>	950	99.06%

If other, please specify

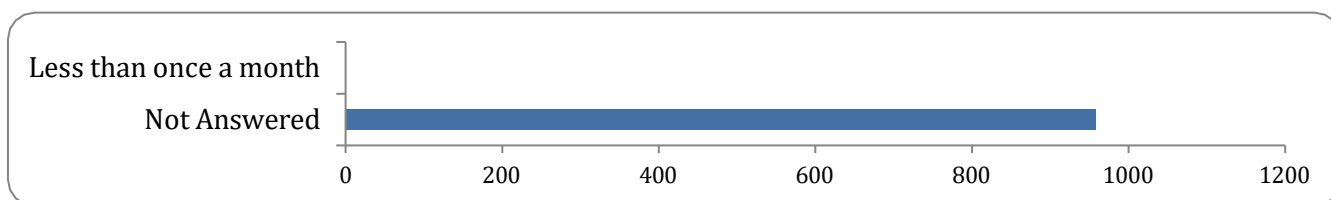
There were 4 responses to this part of the question.

### Service 345 - Fuller Street/Braintree - Wednesday only

Please tell us how often you use this service,  
select one that applies

**Frequency of use**

There was 1 response to this part of the question.




Option	Total	Percent
<b>Daily</b>	0	0.00%
<b>Weekly</b>	0	0.00%
<b>Monthly</b>	0	0.00%
<b>Less than once a month</b>	1	0.10%
<b>Not Answered</b>	958	99.90%

Please specify which day of the week and time of the day you use this service, please  
select all that apply. (This is a required question)

**Time of travel and day of the week - 06:00 - 09:00**

There were 0 responses to this part of the question.

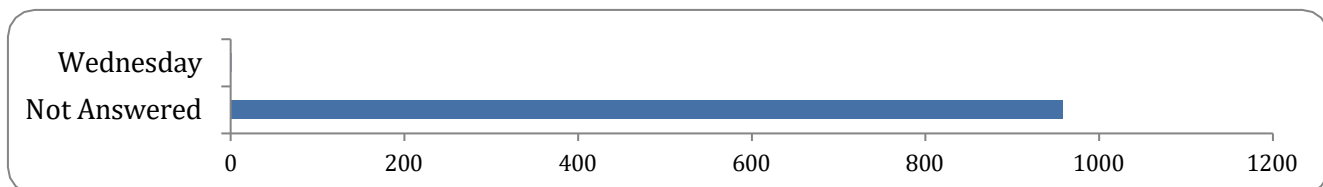


Option	Total	Percent
--------	-------	---------

<b>Wednesday</b>	0	0.00%
<b>Not Answered</b>	959	100.00%

#### Time of travel and day of the week - 09:00 - 12:00

There was 1 response to this part of the question.



Option	Total	Percent
<b>Wednesday</b>	1	0.10%
<b>Not Answered</b>	958	99.90%

#### Time of travel and day of the week - 12:00 - 16:00

There were 0 responses to this part of the question.



Option	Total	Percent
<b>Wednesday</b>	0	0.00%
<b>Not Answered</b>	959	100.00%

#### Time of travel and day of the week - 16:00 - 19:00


There were 0 responses to this part of the question.



Option	Total	Percent
<b>Wednesday</b>	0	0.00%
<b>Not Answered</b>	959	100.00%

#### Time of travel and day of the week - 19:00 onwards

There were 0 responses to this part of the question.

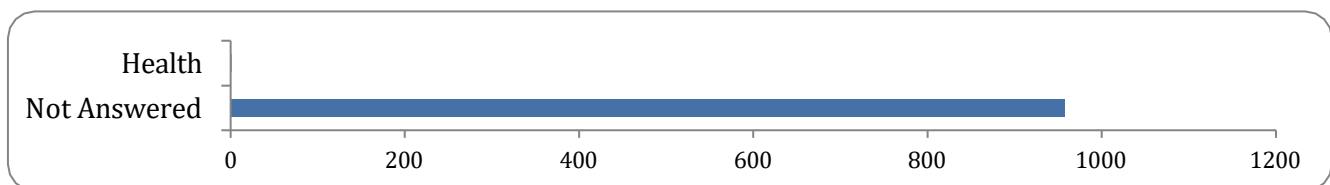


Option	Total	Percent
Wednesday	0	0.00%
Not Answered	959	100.00%

## What is the main purpose of your journey/s?

### Purpose of travel

There was 1 response to this part of the question.



Option	Total	Percent
Food shopping	0	0.00%
Employment	0	0.00%
Education	0	0.00%
Health	1	0.10%
Social	0	0.00%
Leisure	0	0.00%
Other	0	0.00%
Not Answered	958	99.90%

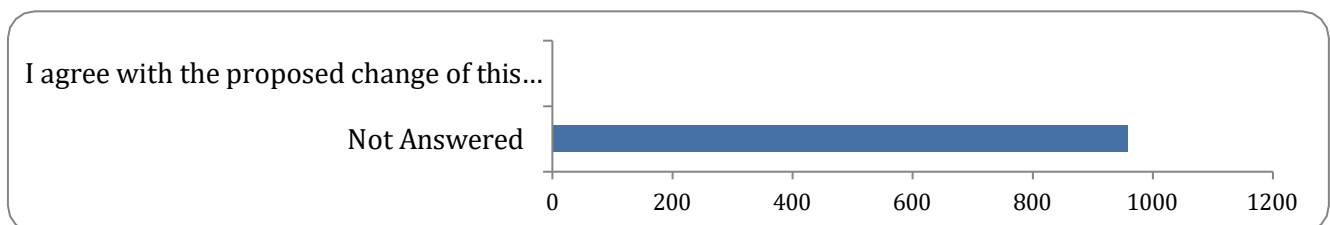
### If other, please specify

There was 1 response to this part of the question.

## Do you agree with the ECC proposed change in relation to this service?

### Agree or disagree with proposal

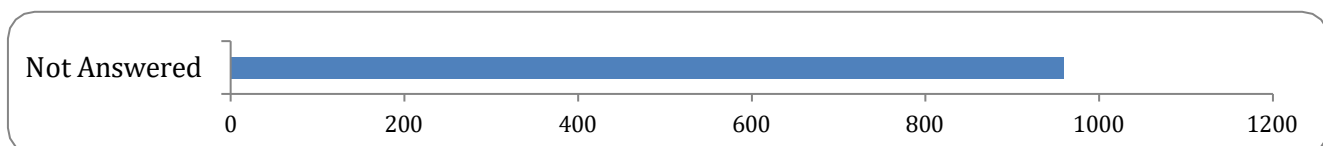
There was 1 response to this part of the question.



Option	Total	Percent
I agree with the proposed change of this service outlined in the relevant table (including if the proposed change is “no change”)	1	0.10%
I disagree with the proposed change of this service outlined in the relevant table	0	0.00%
Not Answered	958	99.90%

### Reason of objecting to proposal

There were 0 responses to this part of the question.



Option	Total	Percent
I could not make necessary journeys without this service	0	0.00%
The journeys I make will be less convenient	0	0.00%
Other	0	0.00%
Not Answered	959	100.00%

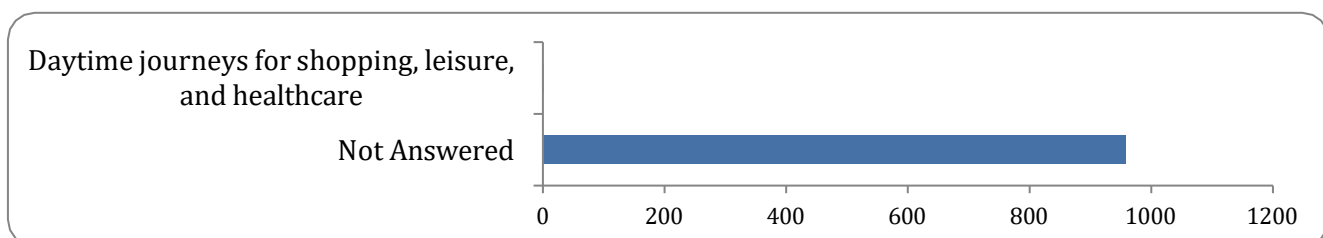
### If other, please specify

There were 0 responses to this part of the question.

**Which journey/s would you like us to prioritise if we continue to provide this service, select one that applies**

### Which journey to prioritise

There was 1 response to this part of the question.



Option	Total	Percent
Journeys that carry the most passengers	0	0.00%
Peak time journeys for travel to and from school and/or work	0	0.00%
Daytime journeys for shopping, leisure, and healthcare	1	0.10%
Other, please specify	0	0.00%

Not Answered	958	99.90%
--------------	-----	--------

If other, please specify


There was 1 response to this part of the question.

### **Service SB21 - Fuller Street/Braintree - Monday only**

Please tell us how often you use this service,  
select one that applies

Frequency of use

There were 0 responses to this part of the question.

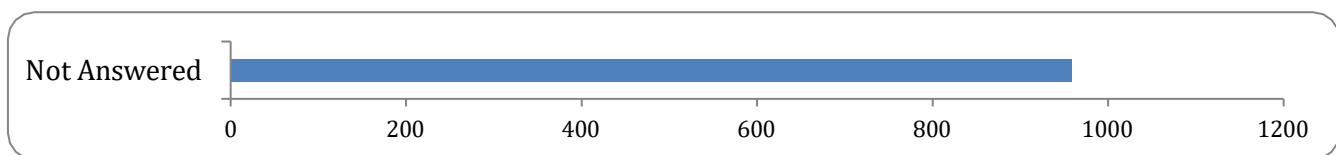


Option	Total	Percent
Daily	0	0.00%
Weekly	0	0.00%
Monthly	0	0.00%
Less than once a month	0	0.00%
Not Answered	959	100.00%

Please specify which day of the week and time of the day you use this service, please  
select all that apply. (This is a required question)

Time of travel and day of the week - 06:00 - 09:00


There were 0 responses to this part of the question.



Option	Total	Percent
Monday	0	0.00%
Not Answered	959	100.00%

Time of travel and day of the week - 09:00 - 12:00

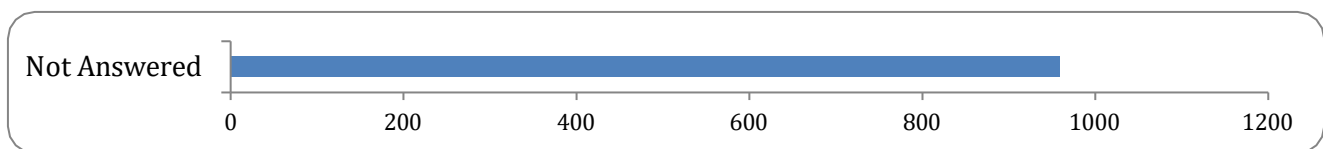
There were 0 responses to this part of the question.



Option	Total	Percent
Monday	0	0.00%
Not Answered	959	100.00%

### Time of travel and day of the week - 12:00 - 16:00

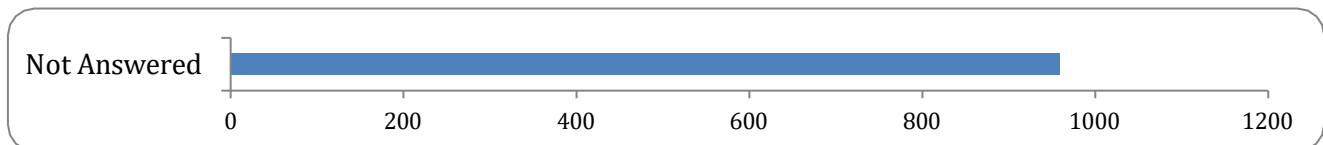
There were 0 responses to this part of the question.



Option	Total	Percent
Monday	0	0.00%
Not Answered	959	100.00%

### Time of travel and day of the week - 16:00 - 19:00

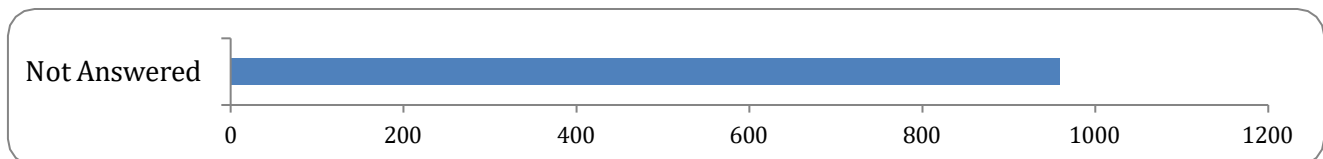
There were 0 responses to this part of the question.



Option	Total	Percent
Monday	0	0.00%
Not Answered	959	100.00%

### Time of travel and day of the week - 19:00 onwards

There were 0 responses to this part of the question.




Option	Total	Percent
Monday	0	0.00%
Not Answered	959	100.00%

### What is the main purpose of your journey/s?

#### Purpose of travel

There were 0 responses to this part of the question.



Option	Total	Percent
Food shopping	0	0.00%
Employment	0	0.00%
Education	0	0.00%
Health	0	0.00%
Social	0	0.00%
Leisure	0	0.00%
Other	0	0.00%
Not Answered	959	100.00%


#### If other, please specify

There were 0 responses to this part of the question.

### Do you agree with the ECC proposed change in relation to this service?

#### Agree or disagree with proposal

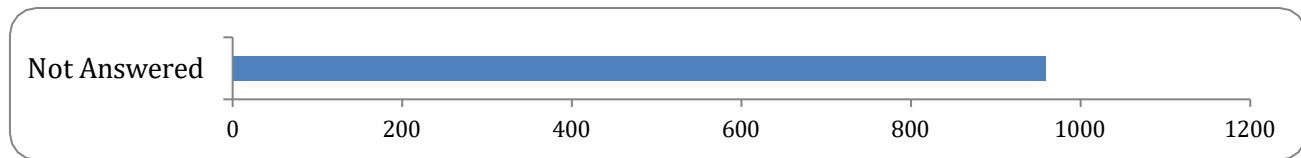
There were 0 responses to this part of the question.



Option	Total	Percent
I agree with the proposed change of this service outlined in the relevant table (including if the proposed change is "no change")	0	0.00%
I disagree with the proposed change of this service outlined in the relevant table	0	0.00%
Not Answered	959	100.00%

### Reason of objecting to proposal

There were 0 responses to this part of the question.



Option	Total	Percent
I could not make necessary journeys without this service	0	0.00%
The journeys I make will be less convenient	0	0.00%
Other	0	0.00%
Not Answered	959	100.00%


### If other, please specify

There were 0 responses to this part of the question.

**Which journey/s would you like us to prioritise if we continue to provide this service, select one that applies**

### Which journey to prioritise

There were 0 responses to this part of the question.



Option	Total	Percent
Journeys that carry the most passengers	0	0.00%
Peak time journeys for travel to and from school and/or work	0	0.00%
Daytime journeys for shopping, leisure, and healthcare	0	0.00%
Other, please specify	0	0.00%
Not Answered	959	100.00%

### If other, please specify

There were 0 responses to this part of the question.

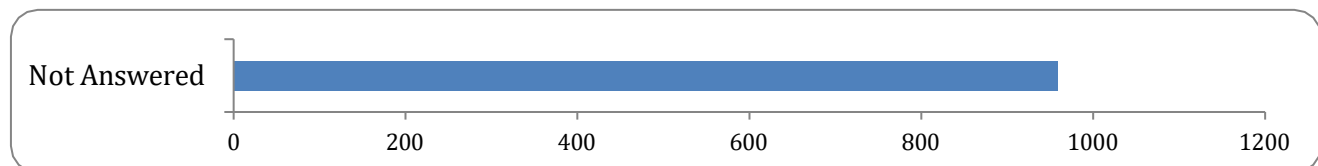


## Service SB28 - Stisted/Braintree Freeport - Wednesday only

Please tell us how often you use this service,  
select one that applies

### Frequency of use

There were 0 responses to this part of the question.



Option	Total	Percent
Daily	0	0.00%
Weekly	0	0.00%
Monthly	0	0.00%
Less than once a month	0	0.00%
Not Answered	959	100.00%

Please specify which day of the week and time of the day you use this service, please  
select all that apply. (This is a required question)

### Time of travel and day of the week - 06:00 - 09:00

There were 0 responses to this part of the question.



Option	Total	Percent
Wednesday	0	0.00%
Not Answered	959	100.00%

### Time of travel and day of the week - 09:00 - 12:00

There were 0 responses to this part of the question.




Option	Total	Percent
--------	-------	---------

<b>Wednesday</b>	0	0.00%
<b>Not Answered</b>	959	100.00%

#### Time of travel and day of the week - 12:00 - 16:00


There were 0 responses to this part of the question.



Option	Total	Percent
<b>Wednesday</b>	0	0.00%
<b>Not Answered</b>	959	100.00%

#### Time of travel and day of the week - 16:00 - 19:00


There were 0 responses to this part of the question.



Option	Total	Percent
<b>Wednesday</b>	0	0.00%
<b>Not Answered</b>	959	100.00%

#### Time of travel and day of the week - 19:00 onwards

There were 0 responses to this part of the question.




Option	Total	Percent
<b>Wednesday</b>	0	0.00%
<b>Not Answered</b>	959	100.00%

## What is the main purpose of your journey/s?

### Purpose of travel

There were 0 responses to this part of the question.



Option	Total	Percent
Food shopping	0	0.00%
Employment	0	0.00%
Education	0	0.00%
Health	0	0.00%
Social	0	0.00%
Leisure	0	0.00%
Other	0	0.00%
Not Answered	959	100.00%

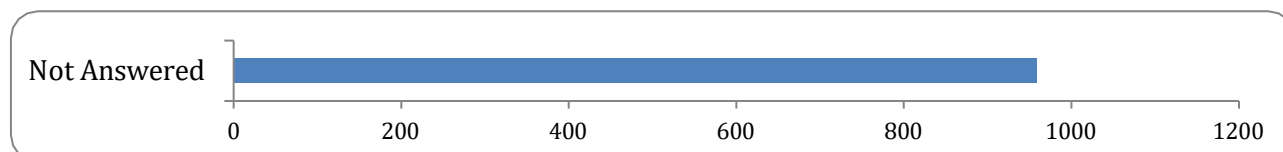
### If other, please specify

There were 0 responses to this part of the question.

## Do you agree with the ECC proposed change in relation to this service?

### Agree or disagree with proposal


There were 0 responses to this part of the question.



Option	Total	Percent
I agree with the proposed change of this service outlined in the relevant table (including if the proposed change is "no change")	0	0.00%
I disagree with the proposed change of this service outlined in the relevant table	0	0.00%
Not Answered	959	100.00%

### Reason of objecting to proposal

There were 0 responses to this part of the question.



Option	Total	Percent
I could not make necessary journeys without this service	0	0.00%
The journeys I make will be less convenient	0	0.00%
Other	0	0.00%
Not Answered	959	100.00%


**If other, please specify**

There were 0 responses to this part of the question.

**Which journey/s would you like us to prioritise if we continue to provide this service, select one that applies**

**Which journey to prioritise**

There were 0 responses to this part of the question.



Option	Total	Percent
Journeys that carry the most passengers	0	0.00%
Peak time journeys for travel to and from school and/or work	0	0.00%
Daytime journeys for shopping, leisure, and healthcare	0	0.00%
Other, please specify	0	0.00%
Not Answered	959	100.00%

**If other, please specify**

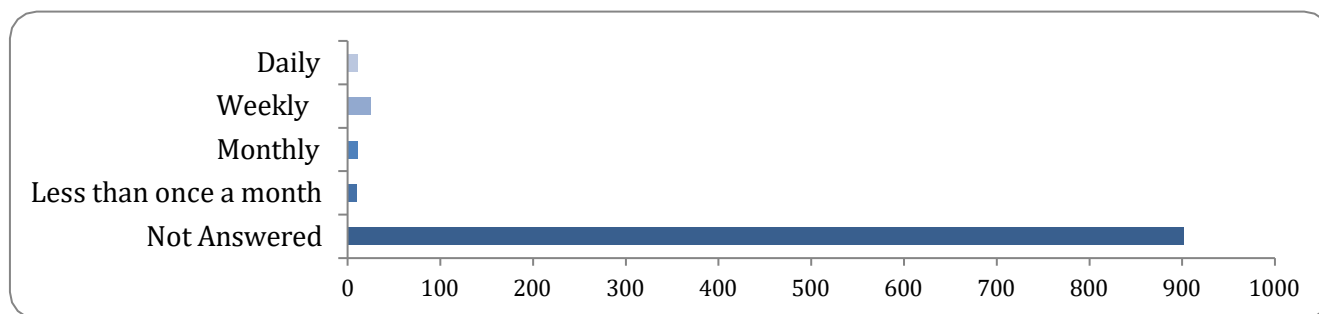
There were 0 responses to this part of the question.

### **Service 9/9A - Great Saling/Great Bardfield/Great Notley - Monday to Friday**

**Please tell us how often you use this service, select one that applies**

**Frequency of use**

There were 57 responses to this part of the question.

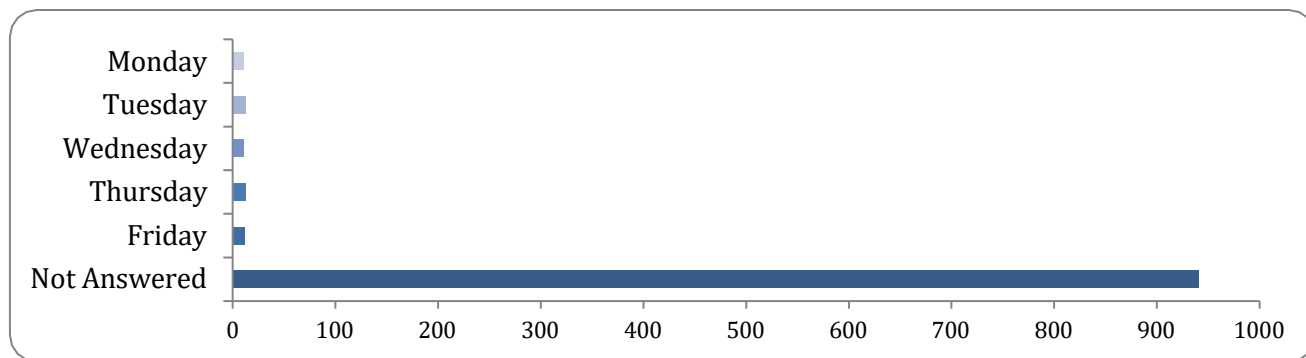


Option	Total	Percent
Daily	11	1.15%
Weekly	25	2.61%
Monthly	11	1.15%
Less than once a month	10	1.04%
Not Answered	902	94.06%

Please specify which day of the week and time of the day you use this service, please select all that apply. (This is a required question)

**Time of travel and day of the week - 06:00 - 09:00**

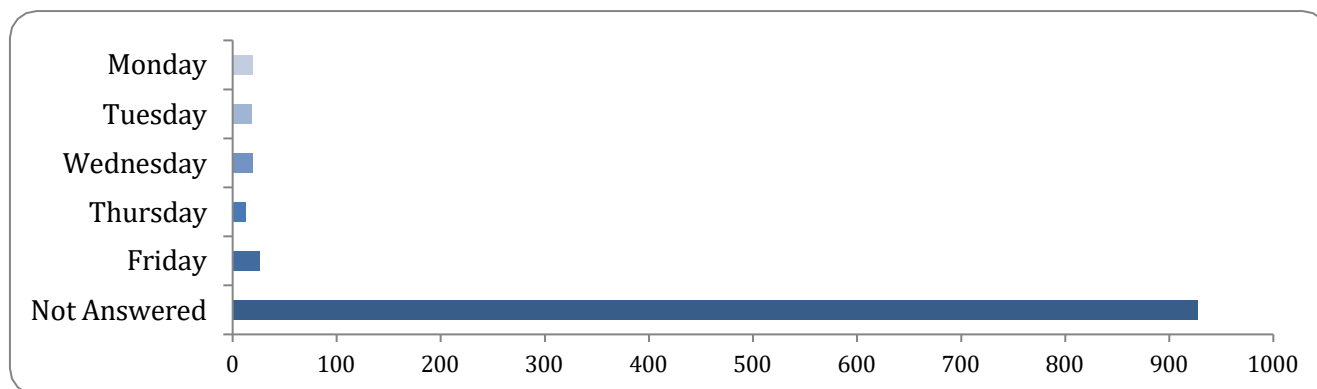
There were 18 responses to this part of the question.



Option	Total	Percent
Monday	11	1.15%
Tuesday	13	1.36%
Wednesday	11	1.15%
Thursday	13	1.36%
Friday	12	1.25%
Not Answered	941	98.12%

**Time of travel and day of the week - 09:00 - 12:00**

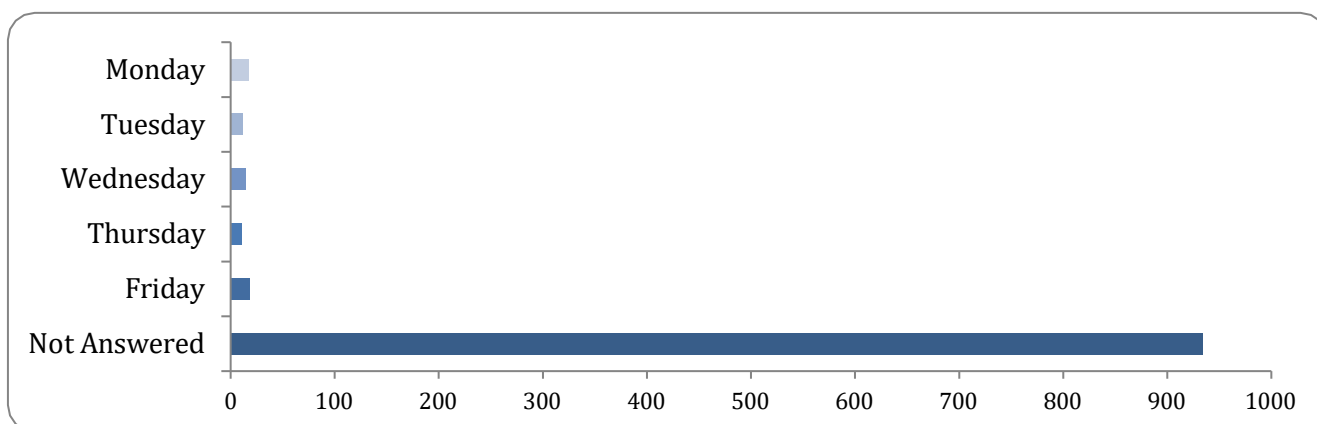
There were 32 responses to this part of the question.



Option	Total	Percent
Monday	19	1.98%
Tuesday	18	1.88%
Wednesday	19	1.98%
Thursday	13	1.36%
Friday	26	2.71%
Not Answered	927	96.66%

#### Time of travel and day of the week - 12:00 - 16:00

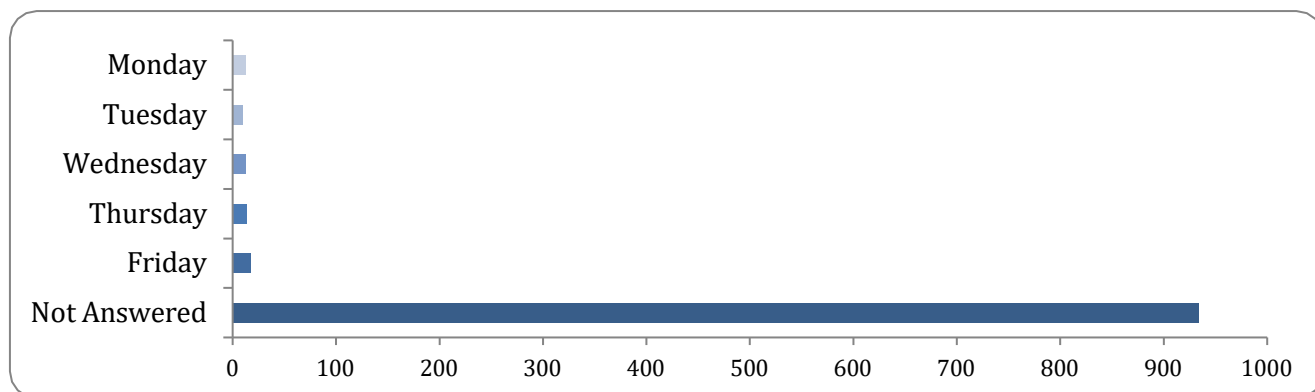
There were 25 responses to this part of the question.



Option	Total	Percent
Monday	17	1.77%
Tuesday	12	1.25%
Wednesday	15	1.56%
Thursday	11	1.15%
Friday	18	1.88%
Not Answered	934	97.39%

#### Time of travel and day of the week - 16:00 - 19:00

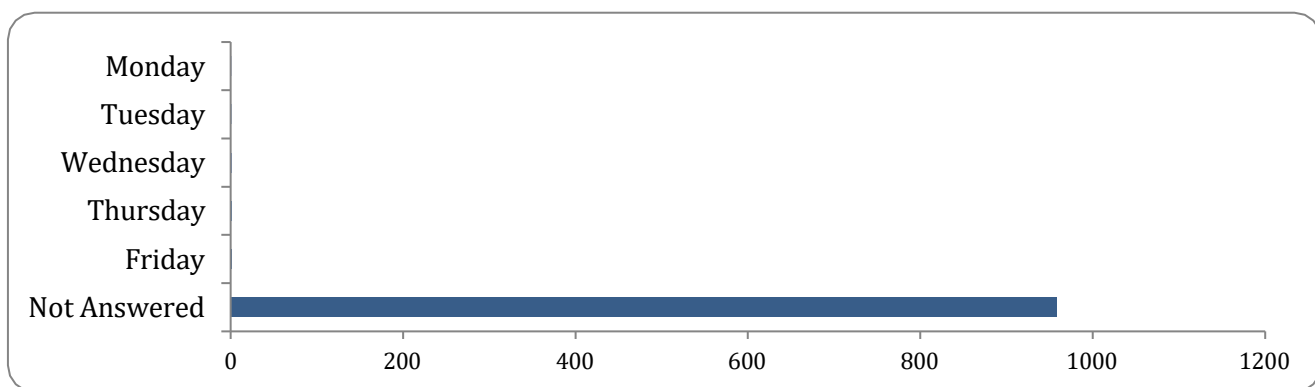
There were 25 responses to this part of the question.



Option	Total	Percent
Monday	13	1.36%
Tuesday	10	1.04%
Wednesday	13	1.36%
Thursday	14	1.46%
Friday	18	1.88%
Not Answered	934	97.39%

#### Time of travel and day of the week - 19:00 onwards

There was 1 response to this part of the question.

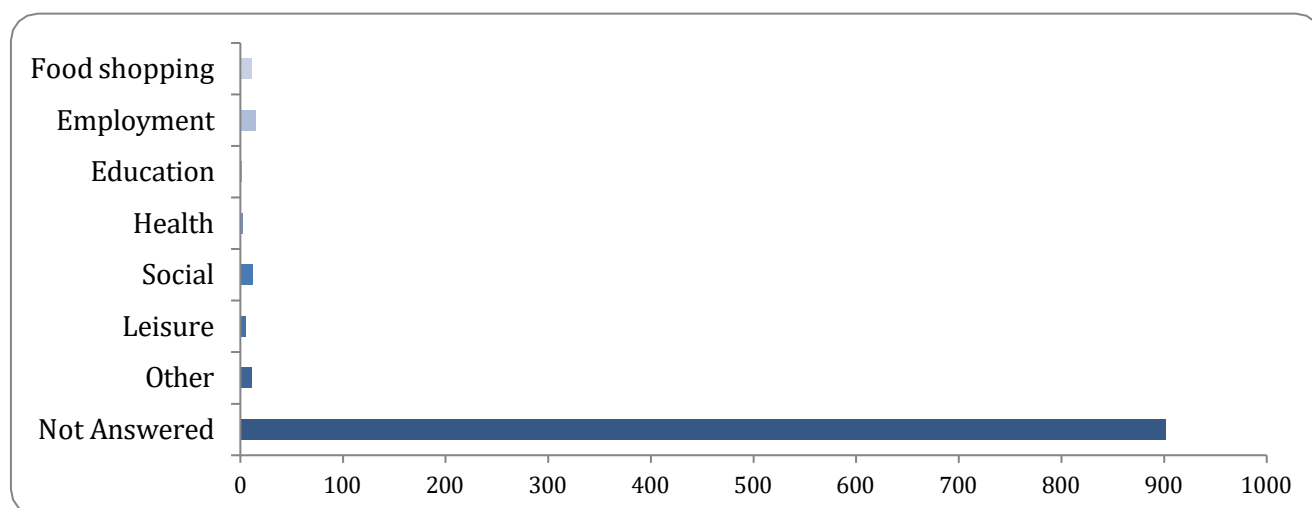


Option	Total	Percent
Monday	1	0.10%
Tuesday	1	0.10%
Wednesday	1	0.10%
Thursday	1	0.10%
Friday	1	0.10%
Not Answered	958	99.90%

#### What is the main purpose of your journey/s?

Purpose of travel

There were 57 responses to this part of the question.



Option	Total	Percent
Food shopping	11	1.15%
Employment	15	1.56%
Education	1	0.10%
Health	2	0.21%
Social	12	1.25%
Leisure	5	0.52%
Other	11	1.15%
Not Answered	902	94.06%

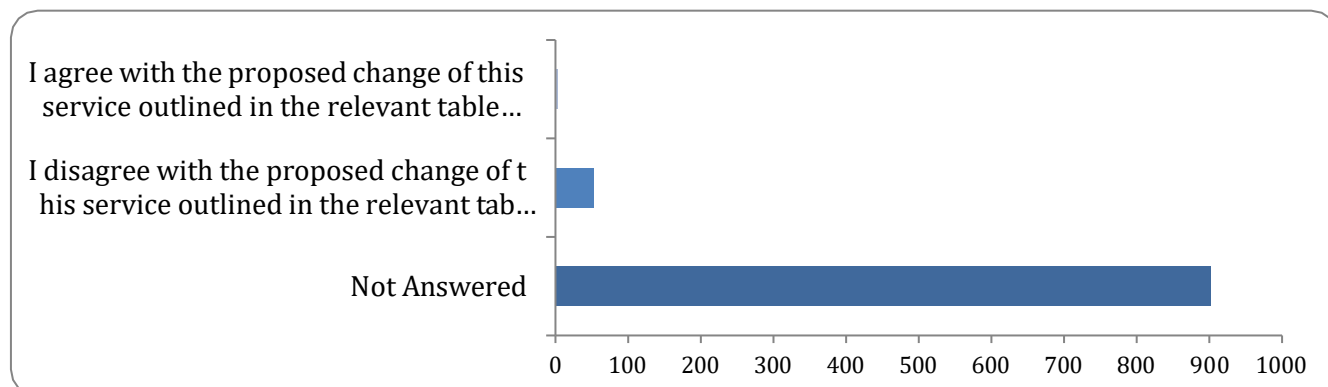
**If other, please specify**

There were 13 responses to this part of the question.

**Do you agree with the ECC proposed change in relation to this service?**

**Agree or disagree with proposal**

There were 57 responses to this part of the question.

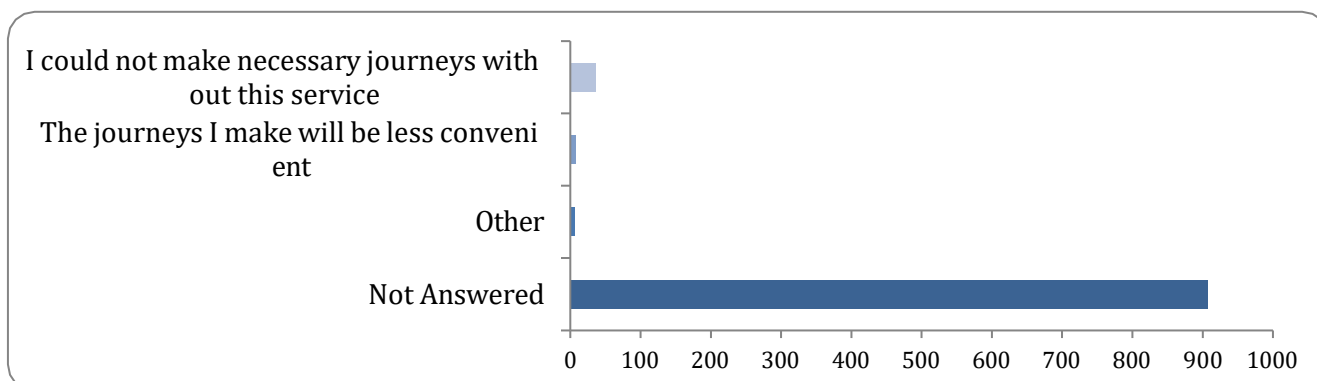




Option	Total	Percent
I agree with the proposed change of this service outlined in the relevant table (including if the proposed change is “no change”)	4	0.42%
I disagree with the proposed change of this service outlined in the relevant table	53	5.53%
Not Answered	902	94.06%

### Reason of objecting to proposal

There were 51 responses to this part of the question.



Option	Total	Percent
I could not make necessary journeys without this service	36	3.75%
The journeys I make will be less convenient	8	0.83%
Other	7	0.73%
Not Answered	908	94.68%

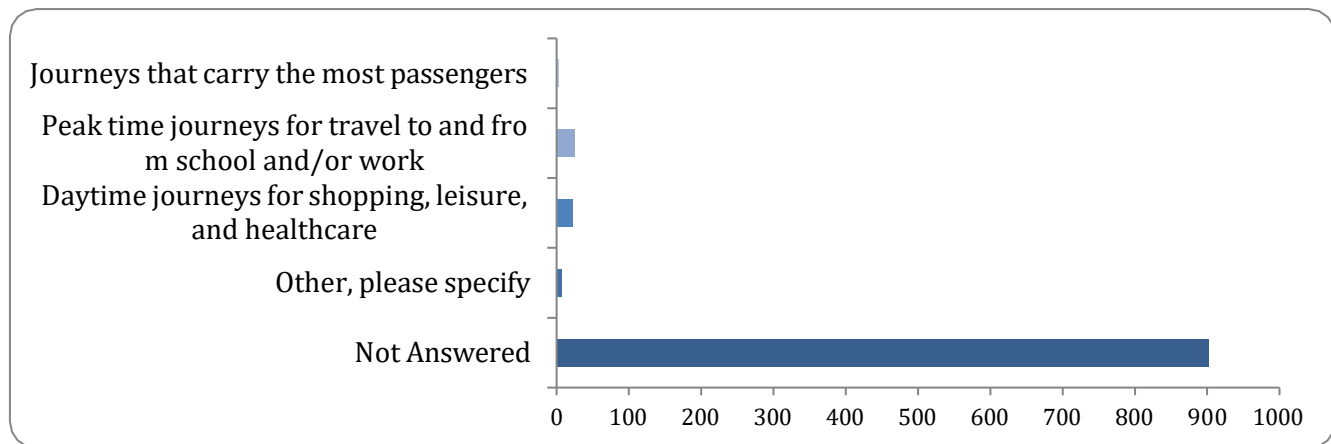
### If other, please specify

There were 21 responses to this part of the question.

**Which journey/s would you like us to prioritise if we continue to provide this service, select one that applies**

### Which journey to prioritise

There were 57 responses to this part of the question.



Option	Total	Percent
Journeys that carry the most passengers	3	0.31%
Peak time journeys for travel to and from school and/or work	25	2.61%
Daytime journeys for shopping, leisure, and healthcare	22	2.29%
Other, please specify	7	0.73%
Not Answered	902	94.06%

#### If other, please specify

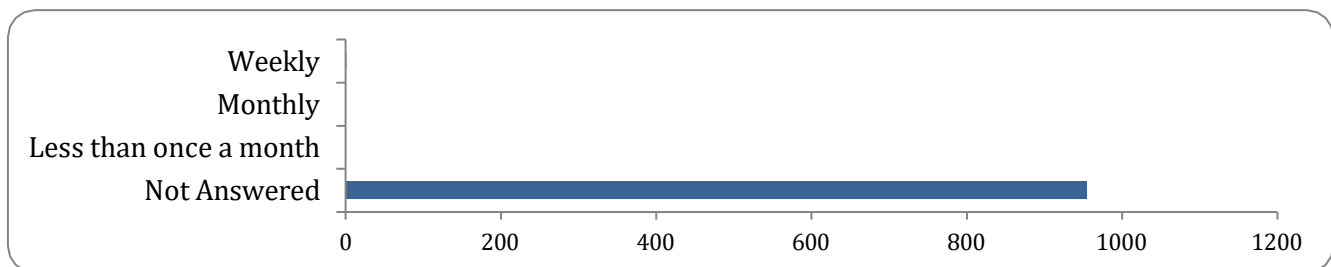
There were 15 responses to this part of the question.

#### Service 21 - Bocking/Black Notley - Sunday & Public Holidays only

Please tell us how often you use this service,  
select one that applies

#### Frequency of use

There were 4 responses to this part of the question.



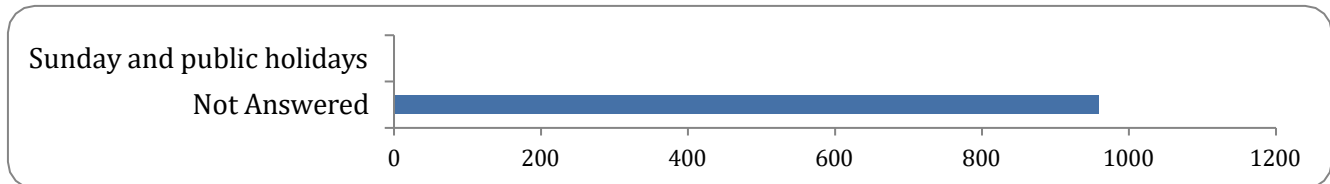
Option	Total	Percent
Daily	0	0.00%
Weekly	2	0.21%
Monthly	1	0.10%

<b>Less than once a month</b>	1	0.10%
<b>Not Answered</b>	955	99.58%

Please specify which day of the week and time of the day you use this service, please select all that apply. (This is a required question)

**Time of travel and day of the week - 06:00 - 09:00**

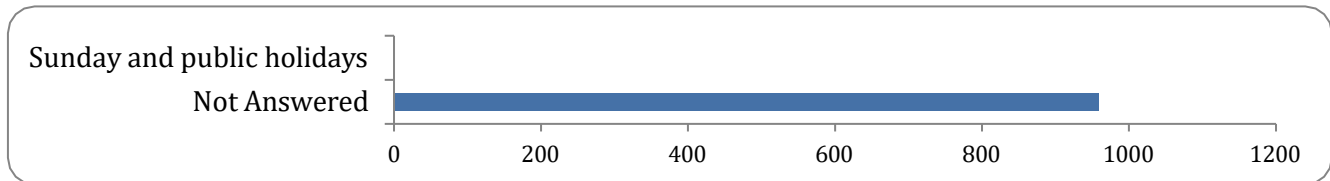
There was 1 response to this part of the question.



Option	Total	Percent
<b>Sunday and public holidays</b>	1	0.10%
<b>Not Answered</b>	958	99.90%

**Time of travel and day of the week - 09:00 - 12:00**

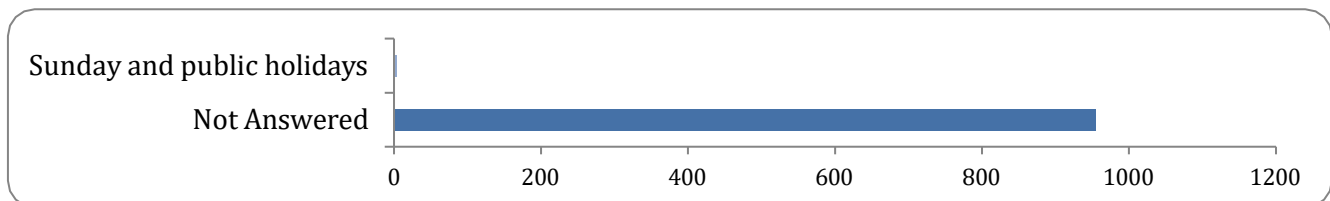
There was 1 response to this part of the question.



Option	Total	Percent
<b>Sunday and public holidays</b>	1	0.10%
<b>Not Answered</b>	958	99.90%

**Time of travel and day of the week - 12:00 - 16:00**

There were 4 responses to this part of the question.

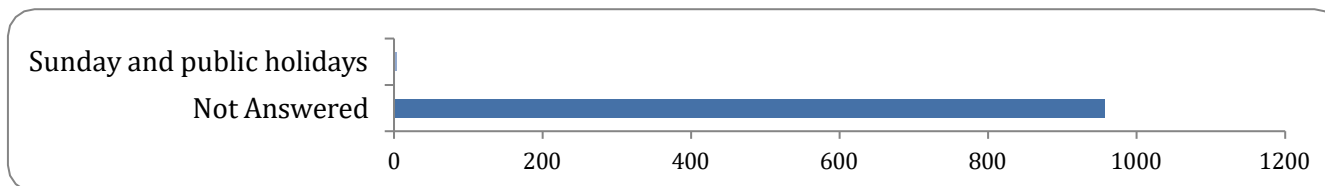


Option	Total	Percent
--------	-------	---------

<b>Sunday and public holidays</b>	4	0.42%
<b>Not Answered</b>	955	99.58%

### Time of travel and day of the week - 16:00 - 19:00

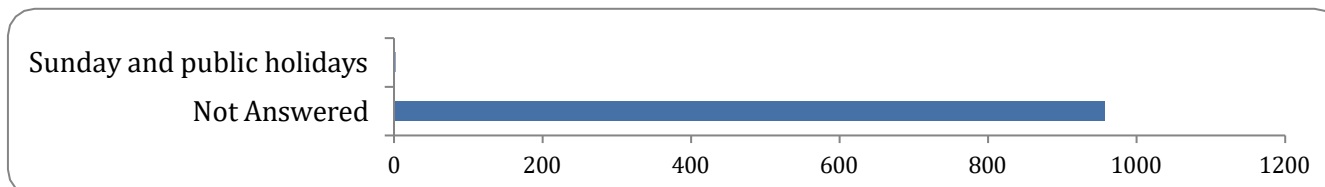
There were 3 responses to this part of the question.



Option	Total	Percent
<b>Sunday and public holidays</b>	3	0.31%
<b>Not Answered</b>	956	99.69%

### Time of travel and day of the week - 19:00 onwards

There were 2 responses to this part of the question.

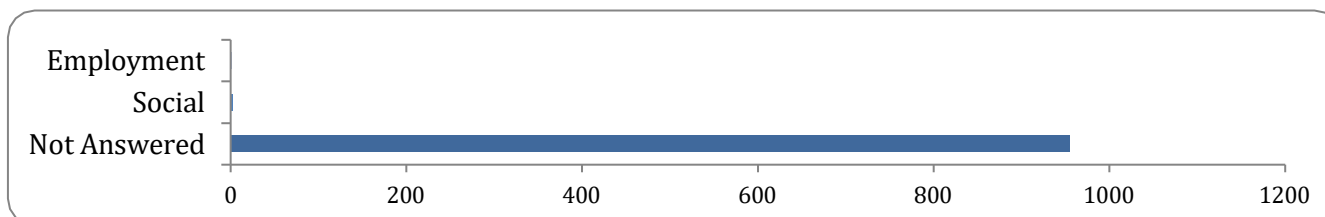


Option	Total	Percent
<b>Sunday and public holidays</b>	2	0.21%
<b>Not Answered</b>	957	99.79%

## What is the main purpose of your journey/s?

### Purpose of travel

There were 4 responses to this part of the question.



Option	Total	Percent
<b>Food shopping</b>	0	0.00%

<b>Employment</b>	1	0.10%
<b>Education</b>	0	0.00%
<b>Health</b>	0	0.00%
<b>Social</b>	3	0.31%
<b>Leisure</b>	0	0.00%
<b>Other</b>	0	0.00%
<b>Not Answered</b>	955	99.58%

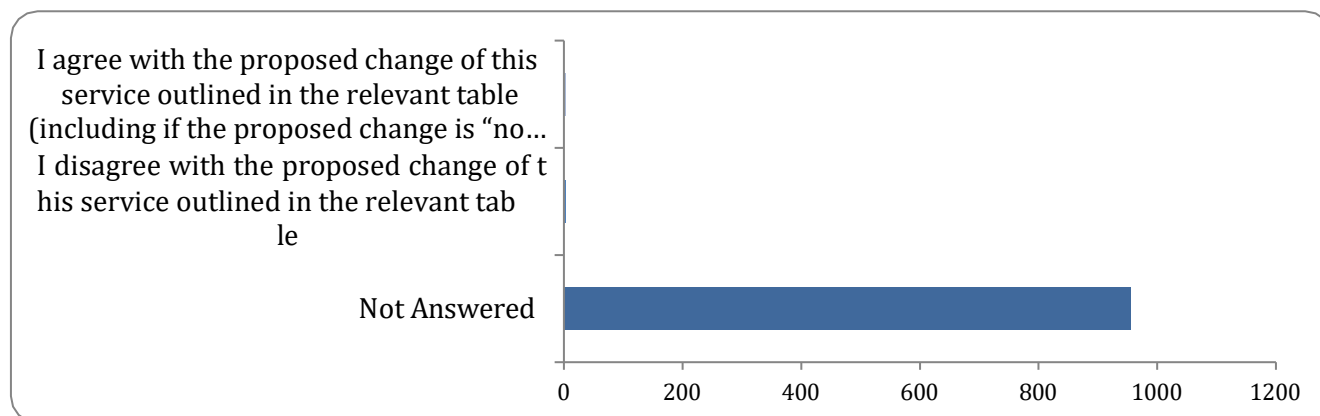
#### If other, please specify

There were 0 responses to this part of the question.

### Do you agree with the ECC proposed change in relation to this service?

#### Agree or disagree with proposal

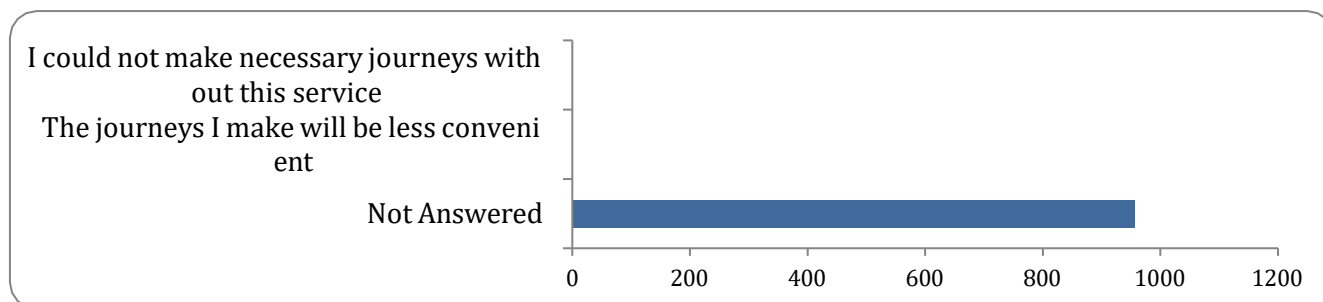
There were 4 responses to this part of the question.



Option	Total	Percent
<b>I agree with the proposed change of this service outlined in the relevant table (including if the proposed change is "no change")</b>	2	0.21%
<b>I disagree with the proposed change of this service outlined in the relevant table</b>	2	0.21%
<b>Not Answered</b>	955	99.58%

#### Reason of objecting to proposal

There were 2 responses to this part of the question.



Option	Total	Percent
I could not make necessary journeys without this service	1	0.10%
The journeys I make will be less convenient	1	0.10%
Other	0	0.00%
Not Answered	957	99.79%

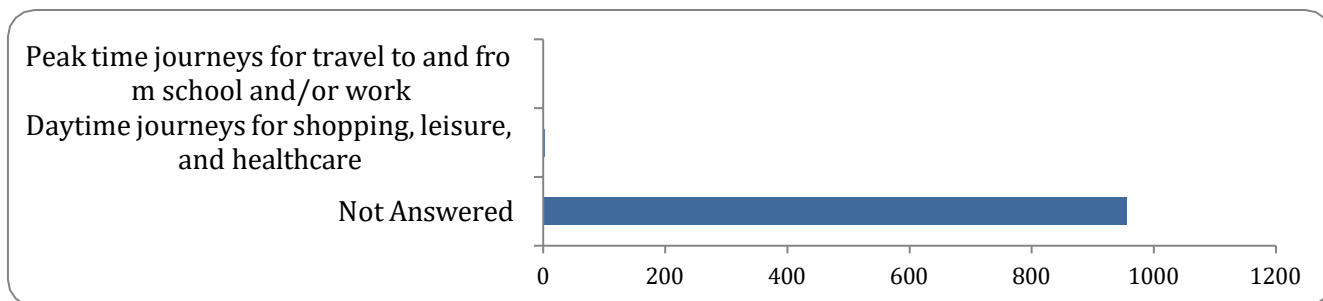
#### If other, please specify

There were 0 responses to this part of the question.

**Which journey/s would you like us to prioritise if we continue to provide this service, select one that applies**

#### Which journey to prioritise

There were 4 responses to this part of the question.



Option	Total	Percent
Journeys that carry the most passengers	0	0.00%
Peak time journeys for travel to and from school and/or work	1	0.10%
Daytime journeys for shopping, leisure, and healthcare	3	0.31%
Other, please specify	0	0.00%
Not Answered	955	99.58%

#### If other, please specify

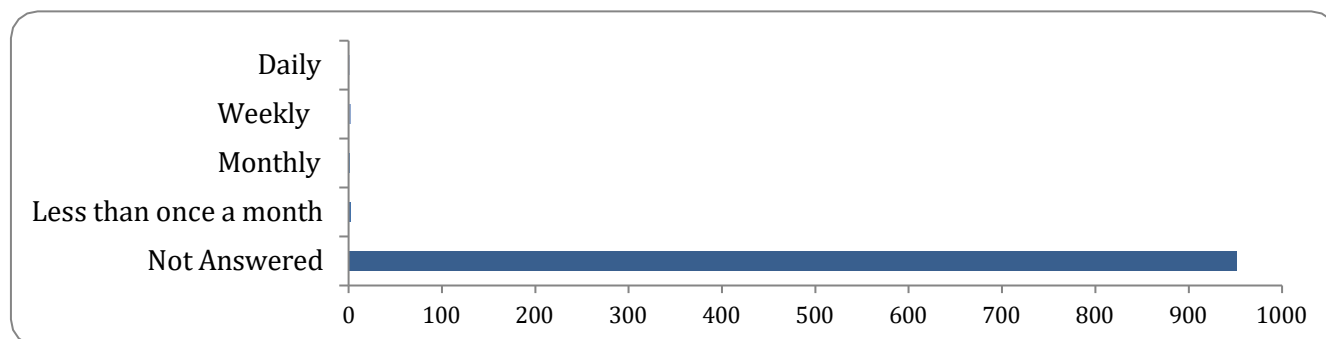
There were 0 responses to this part of the question.

## Service 21 - Bocking/Gt Notley - Monday to Saturday

Please tell us how often you use this service,  
select one that applies

### Frequency of use

There were 7 responses to this part of the question.

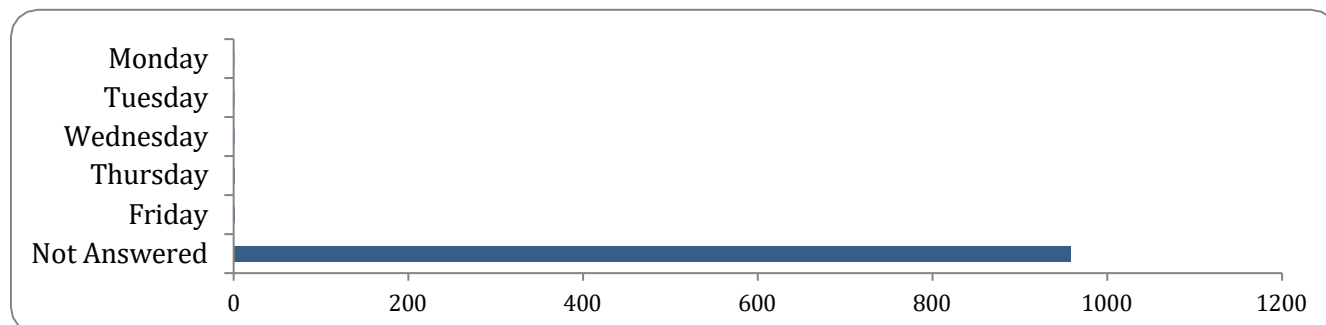


Option	Total	Percent
Daily	1	0.10%
Weekly	2	0.21%
Monthly	1	0.10%
Less than once a month	3	0.31%
Not Answered	952	99.27%

Please specify which day of the week and time of the day you use this service, please  
select all that apply. (This is a required question)

### Time of travel and day of the week - 06:00 - 09:00

There was 1 response to this part of the question.

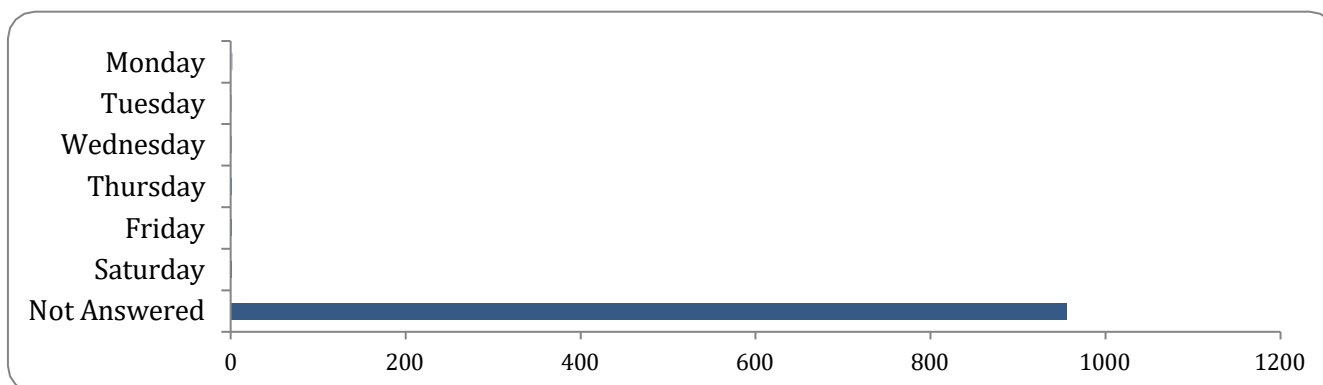


Option	Total	Percent
Monday	1	0.10%
Tuesday	1	0.10%

<b>Wednesday</b>	1	0.10%
<b>Thursday</b>	1	0.10%
<b>Friday</b>	1	0.10%
<b>Saturday</b>	0	0.00%
<b>Not Answered</b>	958	99.90%

#### Time of travel and day of the week - 09:00 - 12:00

There were 3 responses to this part of the question.

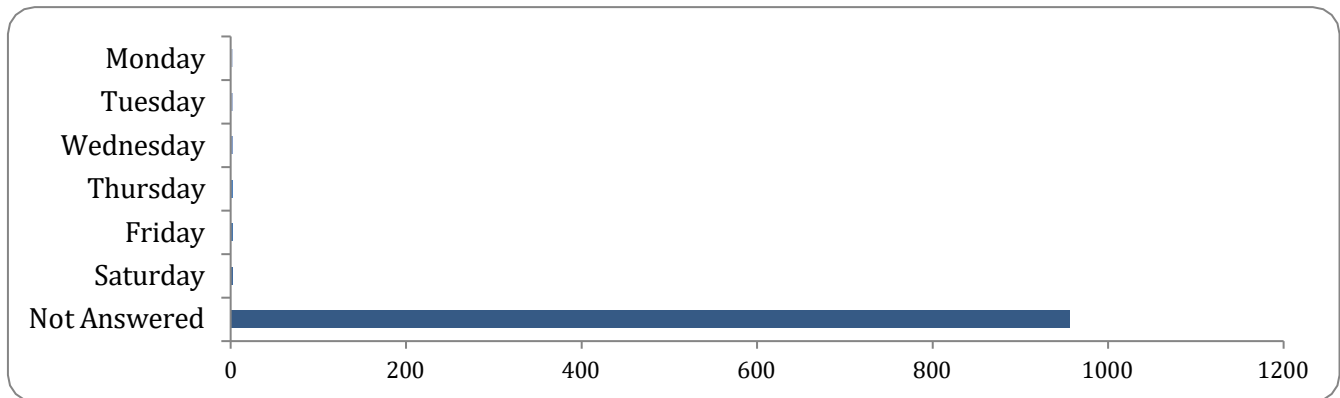


<b>Option</b>	<b>Total</b>	<b>Percent</b>
<b>Monday</b>	2	0.21%
<b>Tuesday</b>	1	0.10%
<b>Wednesday</b>	1	0.10%
<b>Thursday</b>	1	0.10%
<b>Friday</b>	1	0.10%
<b>Saturday</b>	1	0.10%
<b>Not Answered</b>	956	99.69%

#### Time of travel and day of the week - 12:00 - 16:00

There were 3 responses to this part of the question.

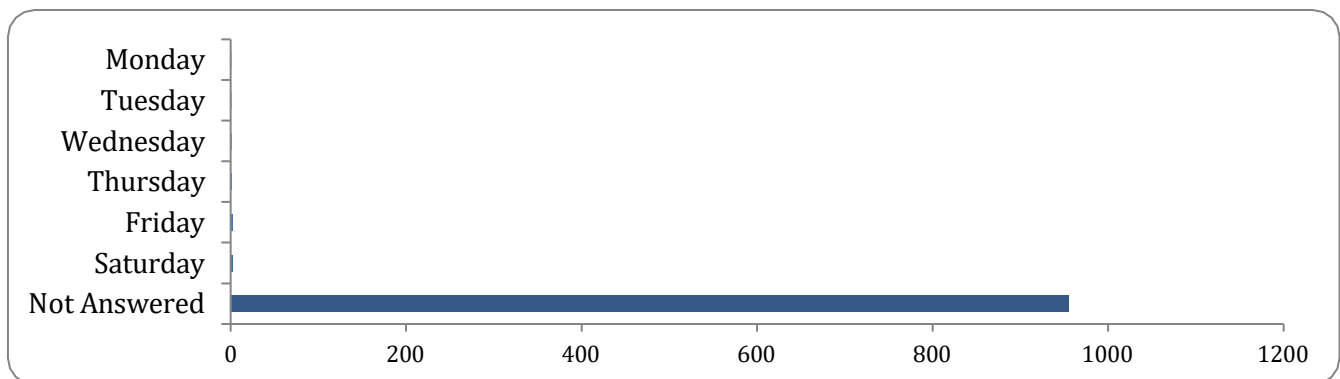




Option	Total	Percent
Monday	2	0.21%
Tuesday	2	0.21%
Wednesday	2	0.21%
Thursday	2	0.21%
Friday	2	0.21%
Saturday	2	0.21%
Not Answered	956	99.69%

#### Time of travel and day of the week - 16:00 - 19:00

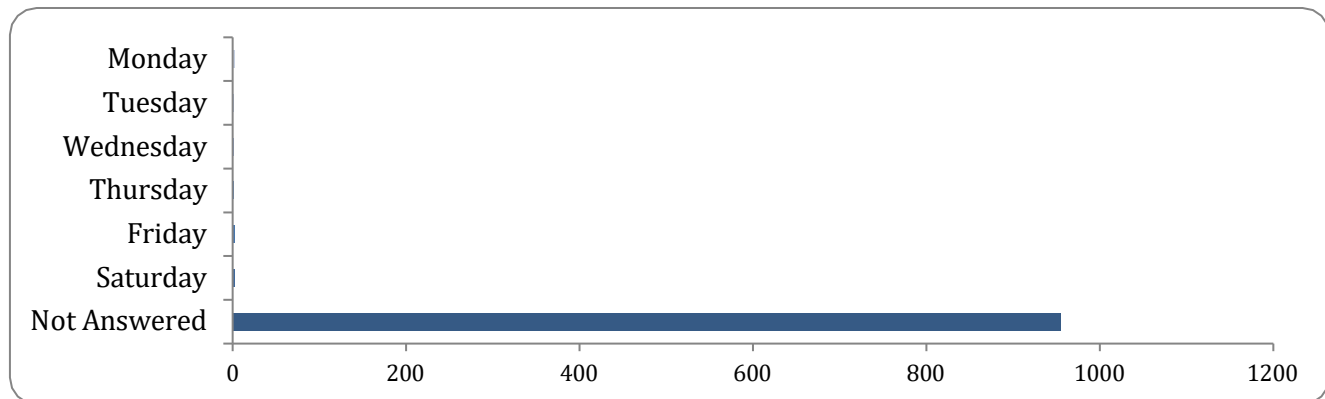
There were 4 responses to this part of the question.



Option	Total	Percent
Monday	1	0.10%
Tuesday	1	0.10%
Wednesday	1	0.10%
Thursday	1	0.10%
Friday	3	0.31%
Saturday	3	0.31%
Not Answered	955	99.58%

### Time of travel and day of the week - 19:00 onwards

There were 4 responses to this part of the question.

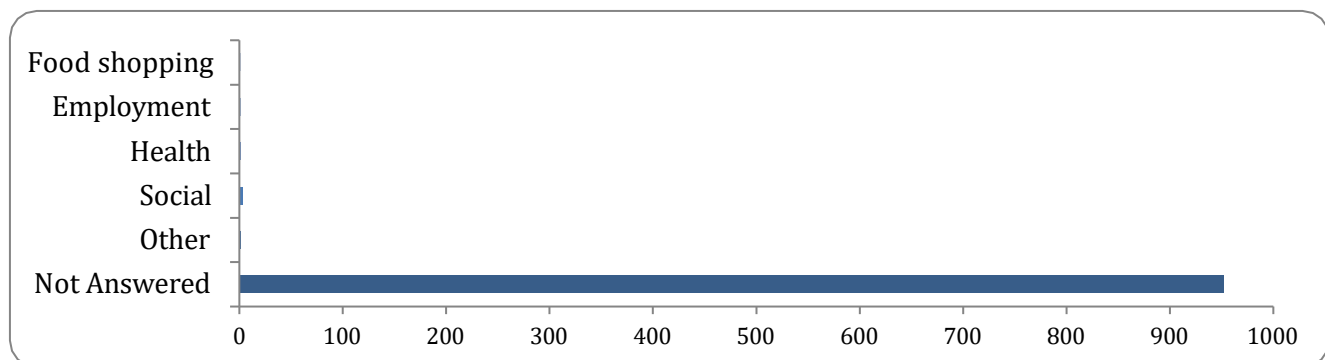


Option	Total	Percent
Monday	2	0.21%
Tuesday	1	0.10%
Wednesday	1	0.10%
Thursday	1	0.10%
Friday	3	0.31%
Saturday	2	0.21%
Not Answered	955	99.58%

### What is the main purpose of your journey/s?

#### Purpose of travel

There were 7 responses to this part of the question.



Option	Total	Percent
Food shopping	1	0.10%
Employment	1	0.10%
Education	0	0.00%
Health	1	0.10%

<b>Social</b>	3	0.31%
<b>Leisure</b>	0	0.00%
<b>Other</b>	1	0.10%
<b>Not Answered</b>	952	99.27%

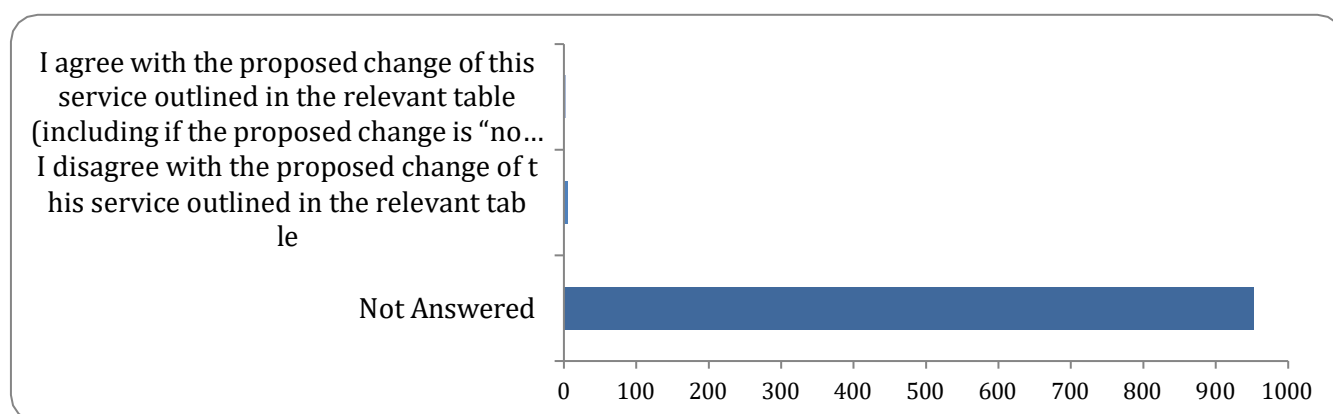
#### If other, please specify

There were 3 responses to this part of the question.

### Do you agree with the ECC proposed change in relation to this service?

#### Agree or disagree with proposal

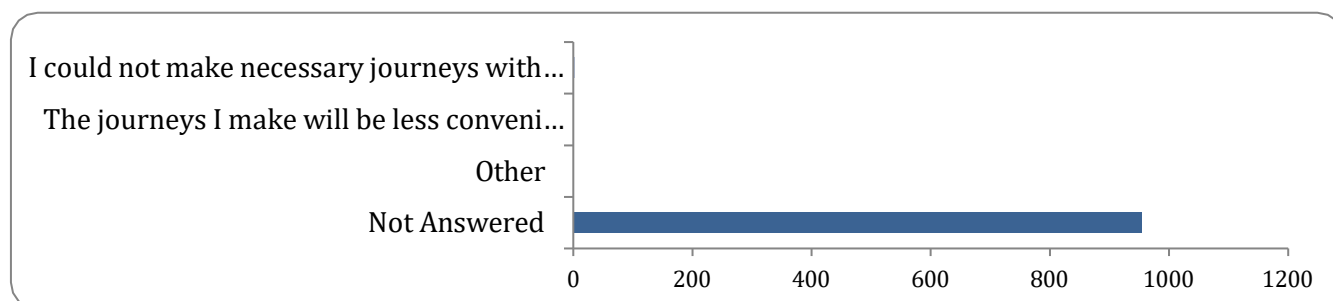
There were 7 responses to this part of the question.



Option	Total	Percent
<b>I agree with the proposed change of this service outlined in the relevant table (including if the proposed change is "no change")</b>	2	0.21%
<b>I disagree with the proposed change of this service outlined in the relevant table</b>	5	0.52%
<b>Not Answered</b>	952	99.27%

#### Reason of objecting to proposal

There were 5 responses to this part of the question.



Option	Total	Percent
I could not make necessary journeys without this service	3	0.31%
The journeys I make will be less convenient	1	0.10%
Other	1	0.10%
Not Answered	954	99.48%

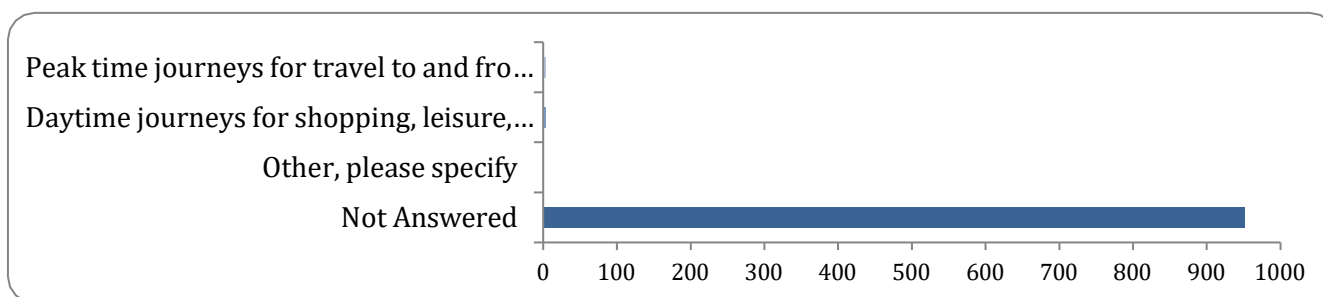
#### If other, please specify

There were 3 responses to this part of the question.

**Which journey/s would you like us to prioritise if we continue to provide this service, select one that applies**

#### Which journey to prioritise

There were 7 responses to this part of the question.



Option	Total	Percent
Journeys that carry the most passengers	0	0.00%
Peak time journeys for travel to and from school and/or work	3	0.31%
Daytime journeys for shopping, leisure, and healthcare	3	0.31%
Other, please specify	1	0.10%
Not Answered	952	99.27%

#### If other, please specify

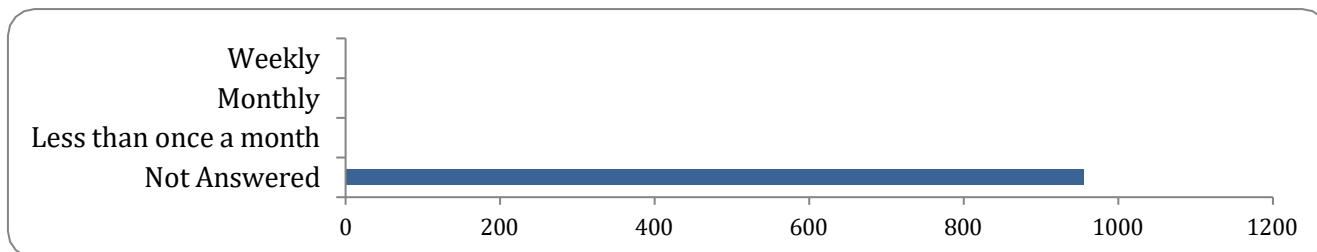
There was 1 response to this part of the question.

### Service 21 - Bocking/Black Notley - Monday to Saturday evenings only

**Please tell us how often you use this service, select one that applies**

#### Frequency of use

There were 3 responses to this part of the question.

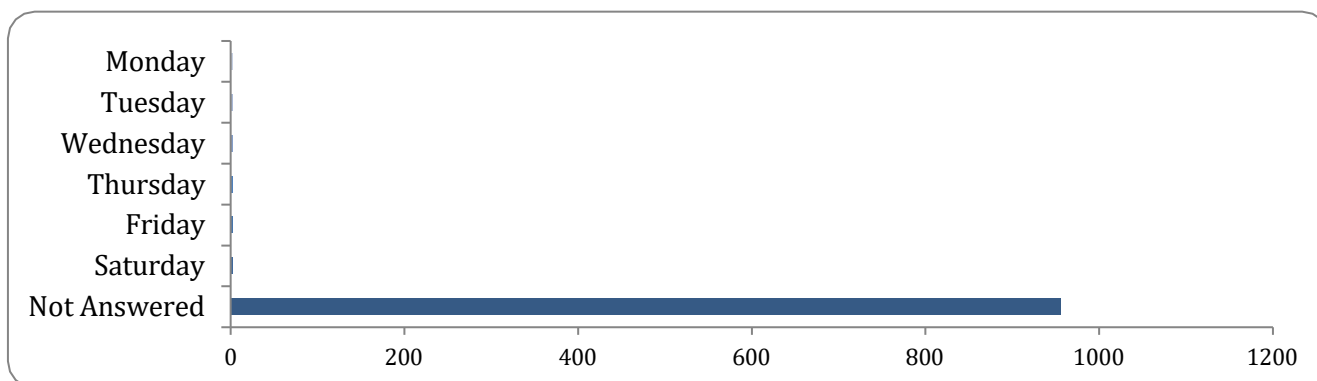


Option	Total	Percent
Daily	0	0.00%
Weekly	1	0.10%
Monthly	1	0.10%
Less than once a month	1	0.10%
Not Answered	956	99.69%

Please specify which day of the week and time of the day you use this service, please select all that apply. (This is a required question)

Time of travel and day of the week - 19:00 onwards

There were 3 responses to this part of the question.

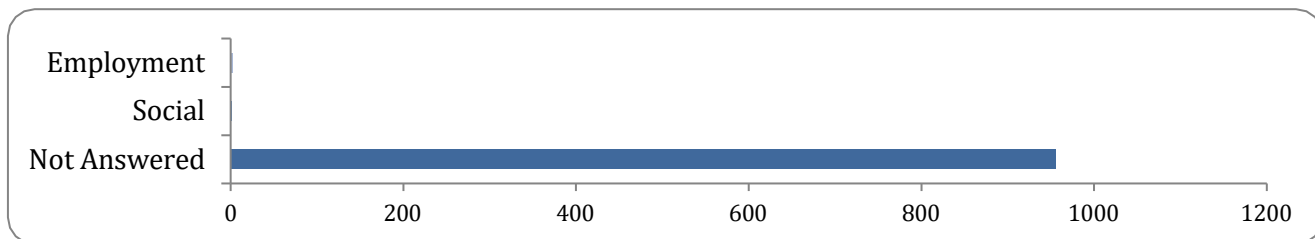


Option	Total	Percent
Monday	3	0.31%
Tuesday	3	0.31%
Wednesday	3	0.31%
Thursday	3	0.31%
Friday	3	0.31%
Saturday	3	0.31%
Not Answered	956	99.69%

What is the main purpose of your journey/s?

Purpose of travel

There were 3 responses to this part of the question.



Option	Total	Percent
Food shopping	0	0.00%
Employment	2	0.21%
Education	0	0.00%
Health	0	0.00%
Social	1	0.10%
Leisure	0	0.00%
Other	0	0.00%
Not Answered	956	99.69%

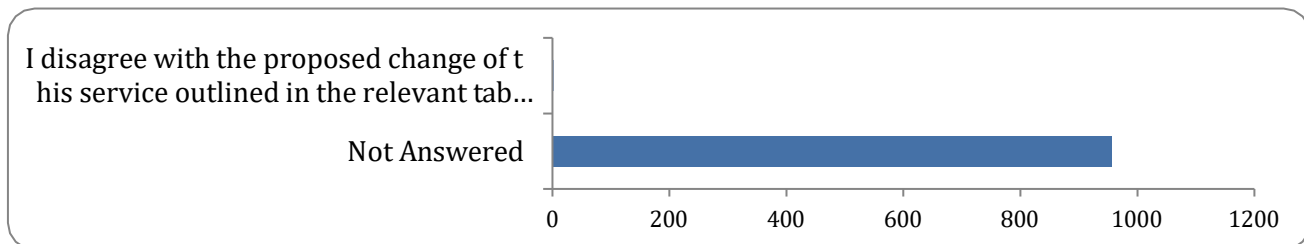
#### If other, please specify

There were 0 responses to this part of the question.

### Do you agree with the ECC proposed change in relation to this service?

#### Agree or disagree with proposal

There were 3 responses to this part of the question.



Option	Total	Percent
I agree with the proposed change of this service outlined in the relevant table (including if the proposed change is “no change”)	0	0.00%
I disagree with the proposed change of this service outlined in the relevant table	3	0.31%
Not Answered	956	99.69%


#### Reason of objecting to proposal

There were 3 responses to this part of the question.

I could not make necessary journeys with...

The journeys I make will be less conveni...

Not Answered



Option	Total	Percent
I could not make necessary journeys without this service	2	0.21%
The journeys I make will be less convenient	1	0.10%
Other	0	0.00%
Not Answered	956	99.69%

If other, please specify

There was 1 response to this part of the question.

**Which journey/s would you like us to prioritise if we continue to provide this service, select one that applies**


**Which journey to prioritise**

There were 3 responses to this part of the question.

Peak time journeys for travel to and from school and/or work

Other, please specify

Not Answered



Option	Total	Percent
Journeys that carry the most passengers	0	0.00%
Peak time journeys for travel to and from school and/or work	2	0.21%
Daytime journeys for shopping, leisure, and healthcare	0	0.00%
Other, please specify	1	0.10%
Not Answered	956	99.69%

If other, please specify

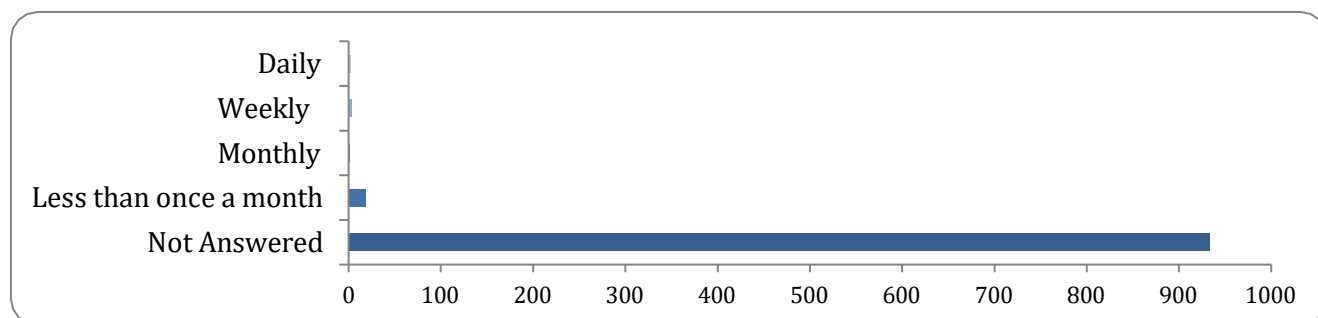
There was 1 response to this part of the question.

### Service DaRT 3 - Braintree/Braintree - Monday to Saturday

Please tell us how often you use this service,  
select one that applies

#### Frequency of use

There were 26 responses to this part of the question.

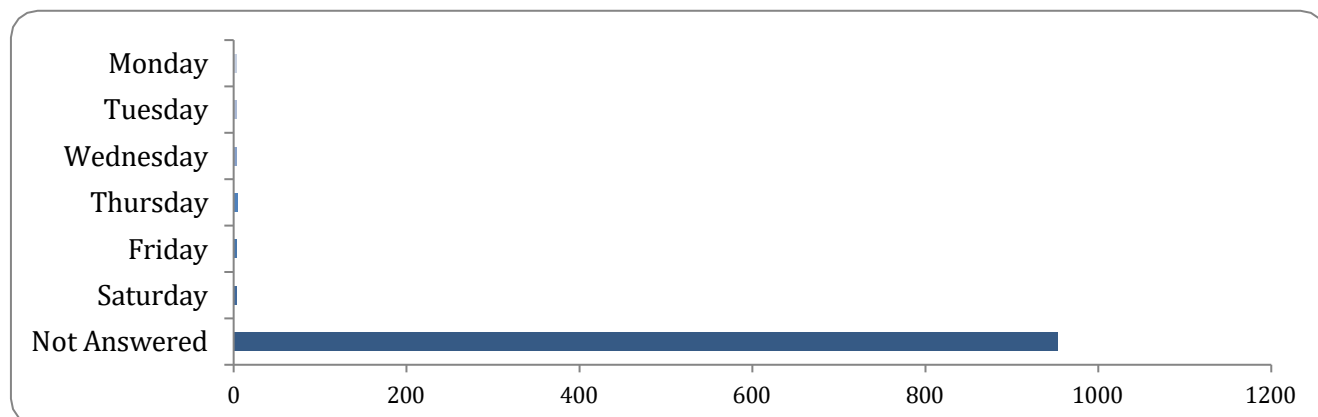


Option	Total	Percent
Daily	2	0.21%
Weekly	4	0.42%
Monthly	1	0.10%
Less than once a month	19	1.98%
Not Answered	933	97.29%

Please specify which day of the week and time of the day you use this service, please  
select all that apply. (This is a required question)

#### Time of travel and day of the week - 06:00 - 09:00

There were 6 responses to this part of the question.



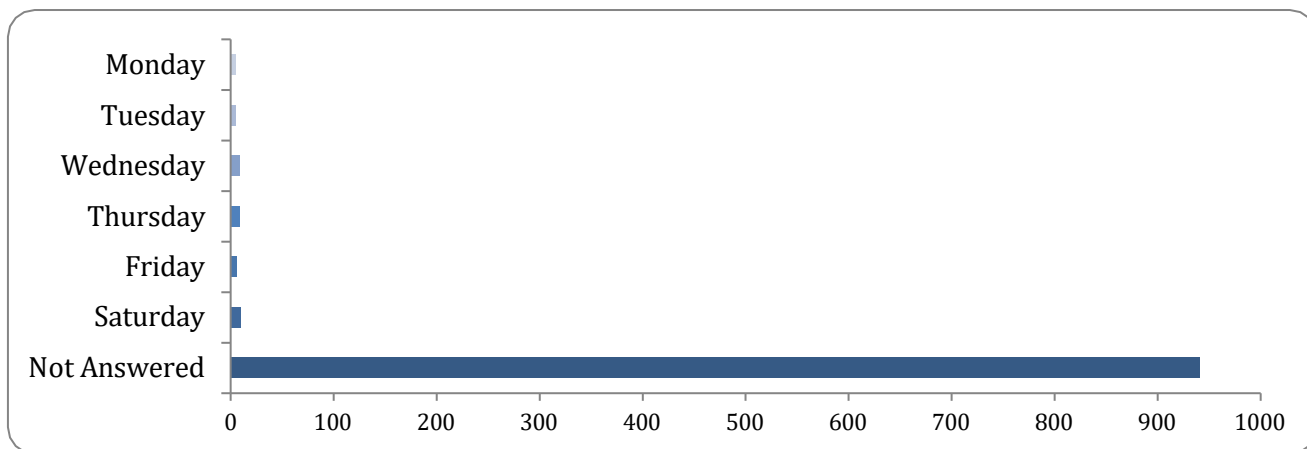
Option	Total	Percent
Monday	4	0.42%



<b>Tuesday</b>	4	0.42%
<b>Wednesday</b>	4	0.42%
<b>Thursday</b>	5	0.52%
<b>Friday</b>	4	0.42%
<b>Saturday</b>	4	0.42%
<b>Not Answered</b>	953	99.37%

#### Time of travel and day of the week - 09:00 - 12:00

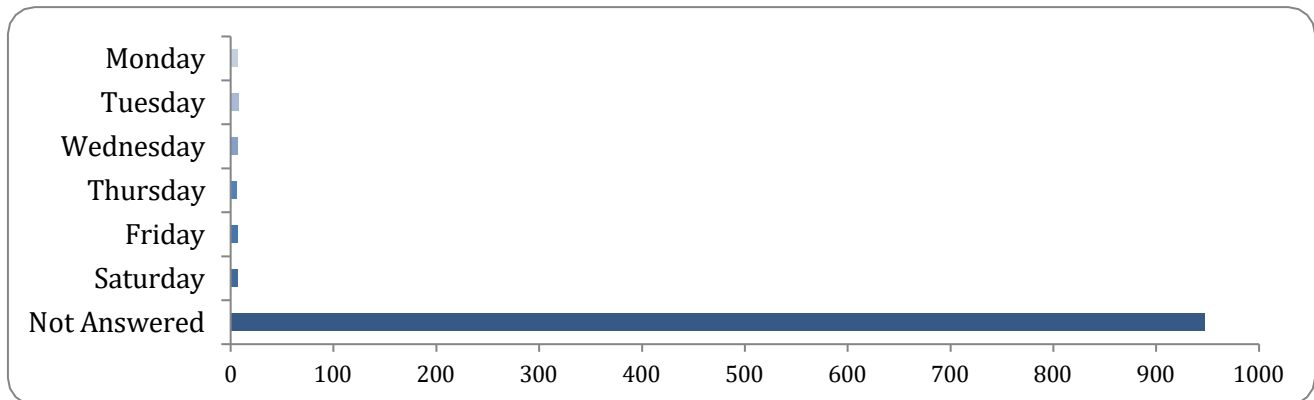
There were 18 responses to this part of the question.



<b>Option</b>	<b>Total</b>	<b>Percent</b>
<b>Monday</b>	5	0.52%
<b>Tuesday</b>	5	0.52%
<b>Wednesday</b>	9	0.94%
<b>Thursday</b>	9	0.94%
<b>Friday</b>	6	0.63%
<b>Saturday</b>	10	1.04%
<b>Not Answered</b>	941	98.12%

#### Time of travel and day of the week - 12:00 - 16:00

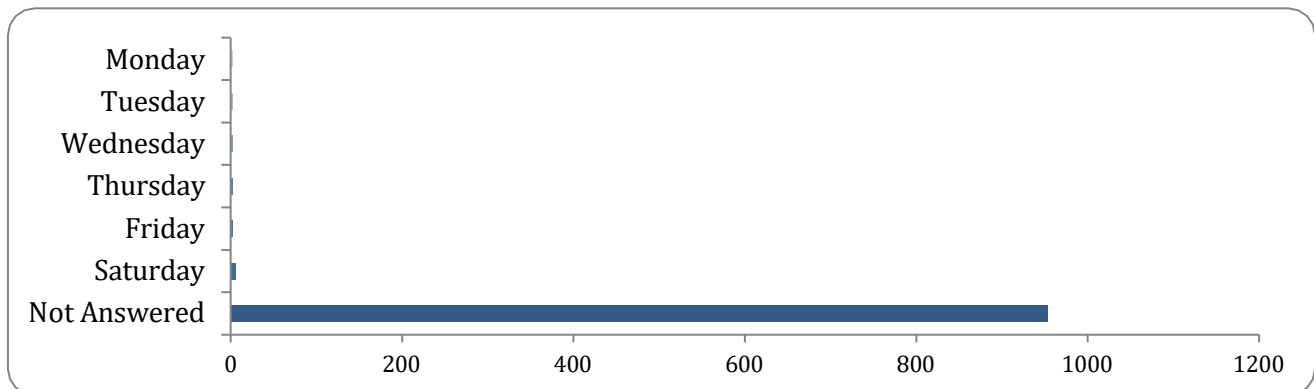
There were 12 responses to this part of the question.



Option	Total	Percent
Monday	7	0.73%
Tuesday	8	0.83%
Wednesday	7	0.73%
Thursday	6	0.63%
Friday	7	0.73%
Saturday	7	0.73%
Not Answered	947	98.75%

#### Time of travel and day of the week - 16:00 - 19:00

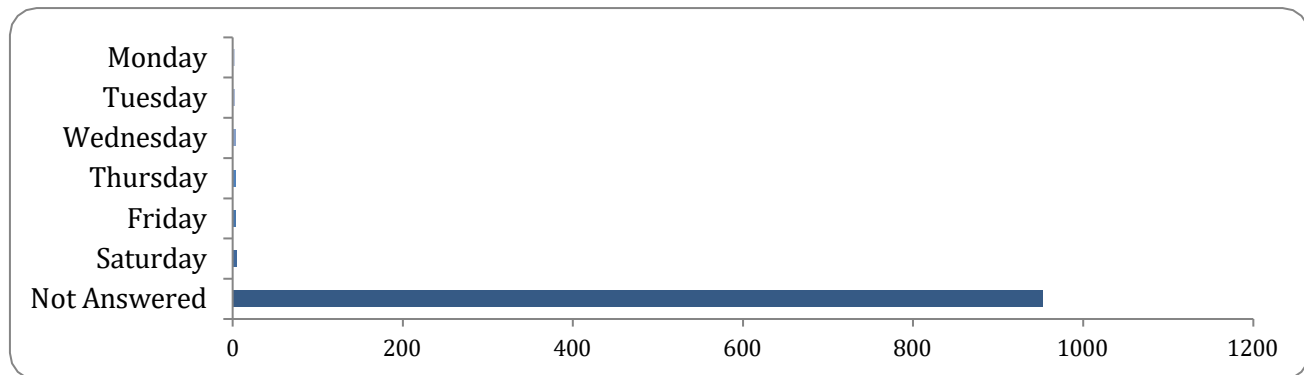
There were 6 responses to this part of the question.



Option	Total	Percent
Monday	2	0.21%
Tuesday	2	0.21%
Wednesday	2	0.21%
Thursday	3	0.31%
Friday	2	0.21%
Saturday	6	0.63%
Not Answered	953	99.37%

### Time of travel and day of the week - 19:00 onwards

There were 6 responses to this part of the question.

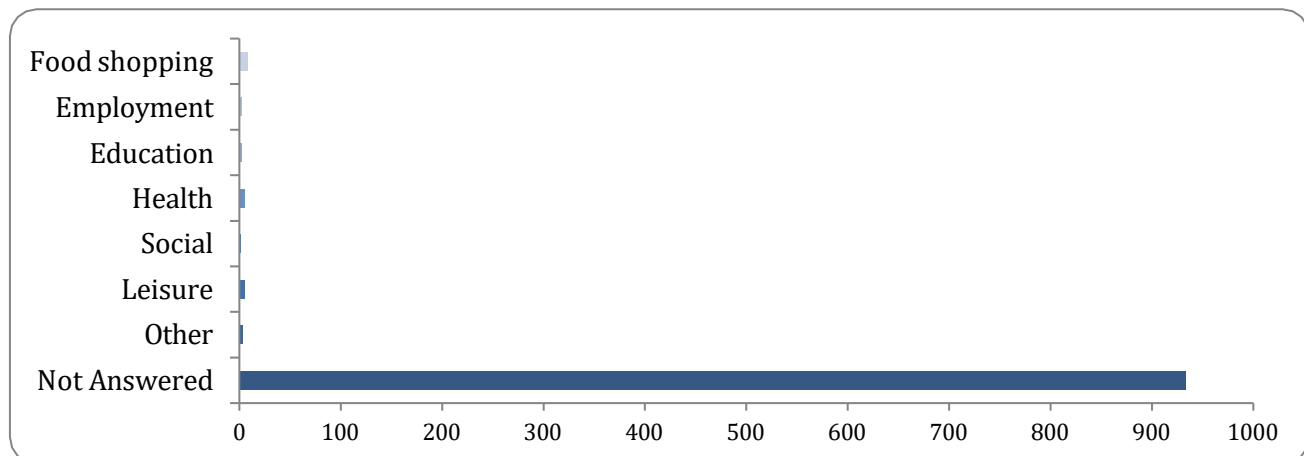


Option	Total	Percent
Monday	3	0.31%
Tuesday	3	0.31%
Wednesday	4	0.42%
Thursday	4	0.42%
Friday	4	0.42%
Saturday	5	0.52%
Not Answered	953	99.37%

### What is the main purpose of your journey/s?

#### Purpose of travel

There were 26 responses to this part of the question.



Option	Total	Percent
Food shopping	8	0.83%
Employment	2	0.21%

<b>Education</b>	2	0.21%
<b>Health</b>	5	0.52%
<b>Social</b>	1	0.10%
<b>Leisure</b>	5	0.52%
<b>Other</b>	3	0.31%
<b>Not Answered</b>	933	97.29%

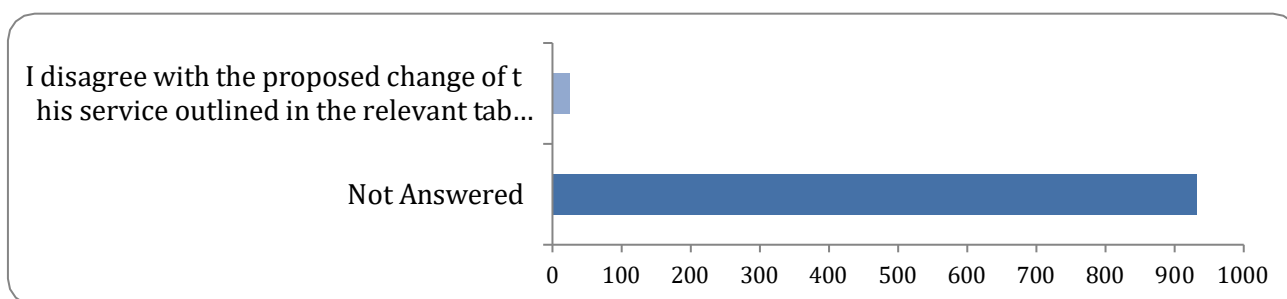
#### If other, please specify

There were 5 responses to this part of the question.

#### Do you agree with the ECC proposed change in relation to this service?

##### Agree or disagree with proposal

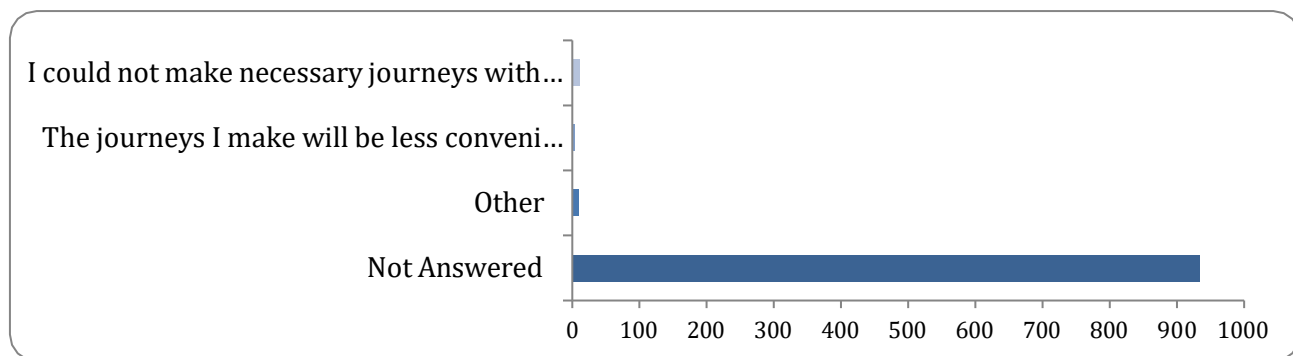
There were 26 responses to this part of the question.



Option	Total	Percent
<b>I agree with the proposed change of this service outlined in the relevant table (including if the proposed change is “no change”)</b>	0	0.00%
<b>I disagree with the proposed change of this service outlined in the relevant table</b>	26	2.71%
<b>Not Answered</b>	933	97.29%

#### Reason of objecting to proposal

There were 25 responses to this part of the question.



Option	Total	Percent
I could not make necessary journeys without this service	11	1.15%
The journeys I make will be less convenient	4	0.42%
Other	10	1.04%
Not Answered	934	97.39%

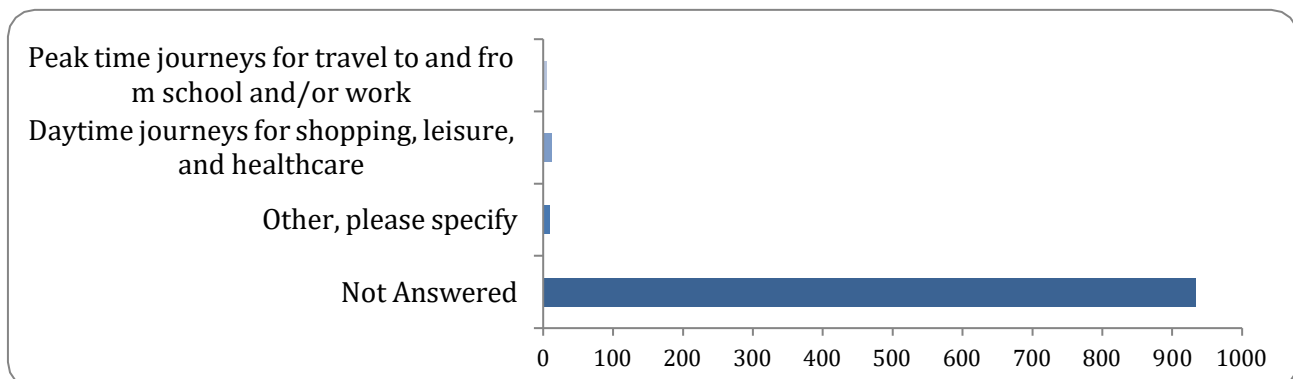
#### If other, please specify

There were 14 responses to this part of the question.

**Which journey/s would you like us to prioritise if we continue to provide this service, select one that applies**

#### Which journey to prioritise

There were 26 responses to this part of the question.



Option	Total	Percent
Journeys that carry the most passengers	0	0.00%
Peak time journeys for travel to and from school and/or work	5	0.52%
Daytime journeys for shopping, leisure, and healthcare	12	1.25%
Other, please specify	9	0.94%
Not Answered	933	97.29%

### If other, please specify

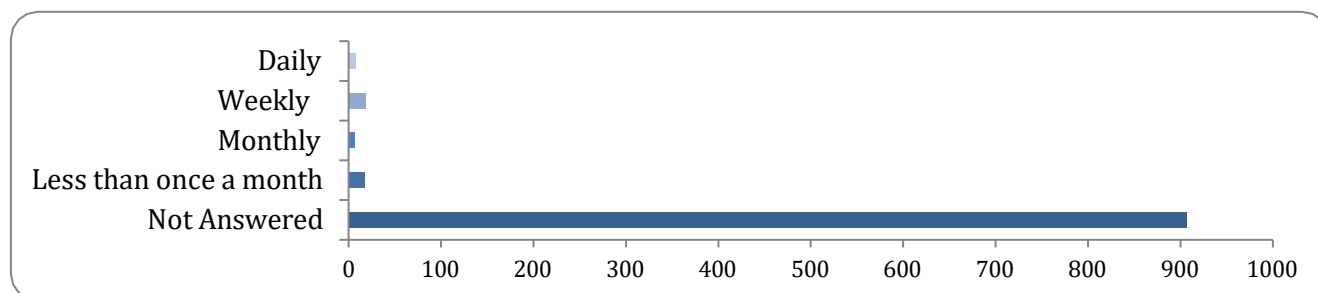
There were 11 responses to this part of the question.

### Service F315 - Sudbury/Halstead - Monday to Saturday

Please tell us how often you use this service,  
select one that applies

#### Frequency of use

There were 52 responses to this part of the question.

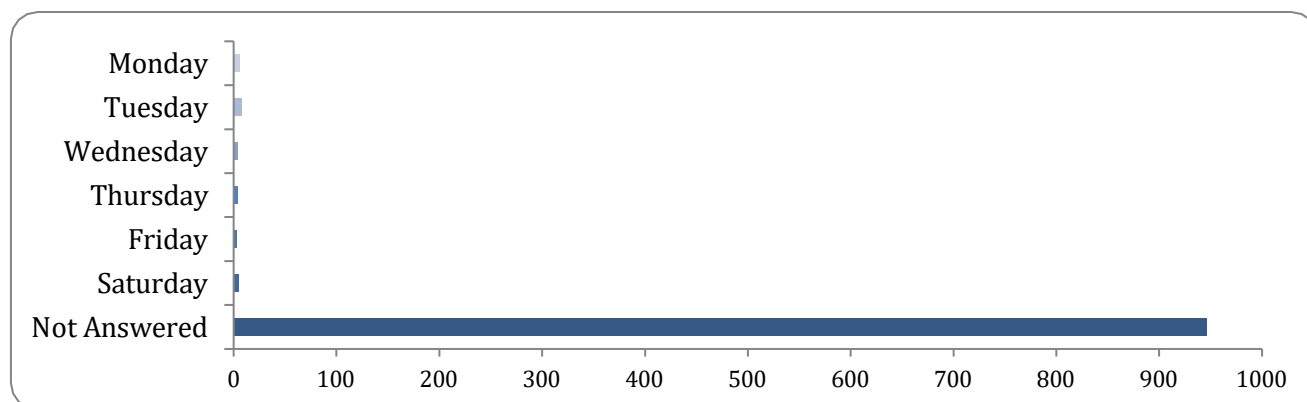


Option	Total	Percent
Daily	8	0.83%
Weekly	19	1.98%
Monthly	7	0.73%
Less than once a month	18	1.88%
Not Answered	907	94.58%

Please specify which day of the week and time of the day you use this service, please  
select all that apply. (This is a required question)

#### Time of travel and day of the week - 06:00 - 09:00

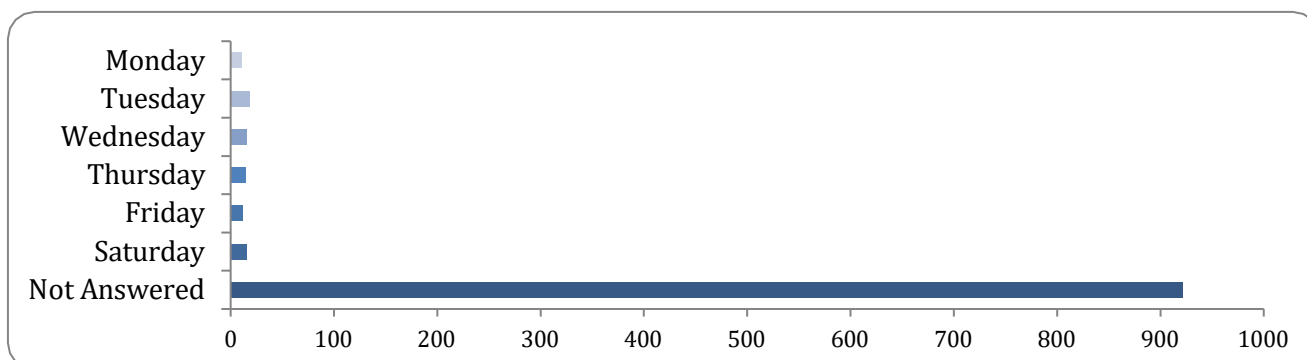
There were 13 responses to this part of the question.



Option	Total	Percent
Monday	6	0.63%
Tuesday	8	0.83%
Wednesday	4	0.42%
Thursday	4	0.42%
Friday	3	0.31%
Saturday	5	0.52%
Not Answered	946	98.64%

#### Time of travel and day of the week - 09:00 - 12:00

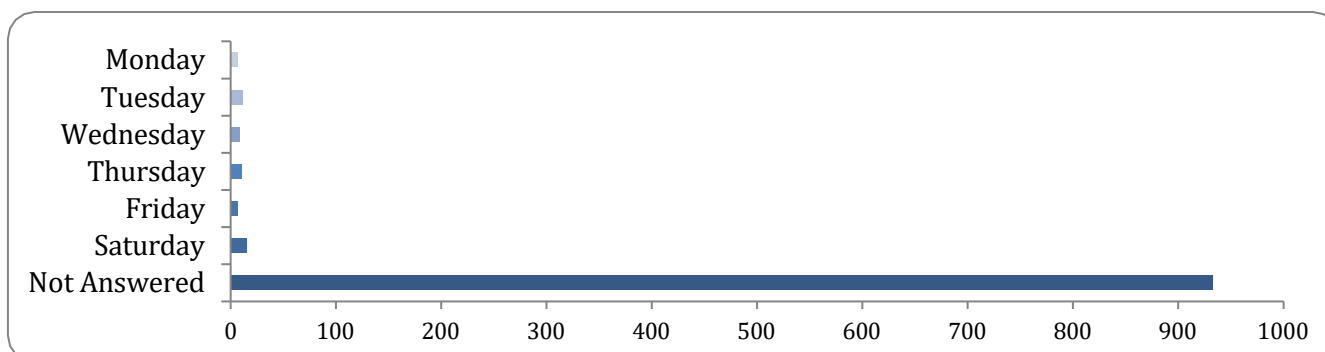
There were 37 responses to this part of the question.



Option	Total	Percent
Monday	11	1.15%
Tuesday	19	1.98%
Wednesday	16	1.67%
Thursday	15	1.56%
Friday	12	1.25%
Saturday	16	1.67%
Not Answered	922	96.14%

#### Time of travel and day of the week - 12:00 - 16:00

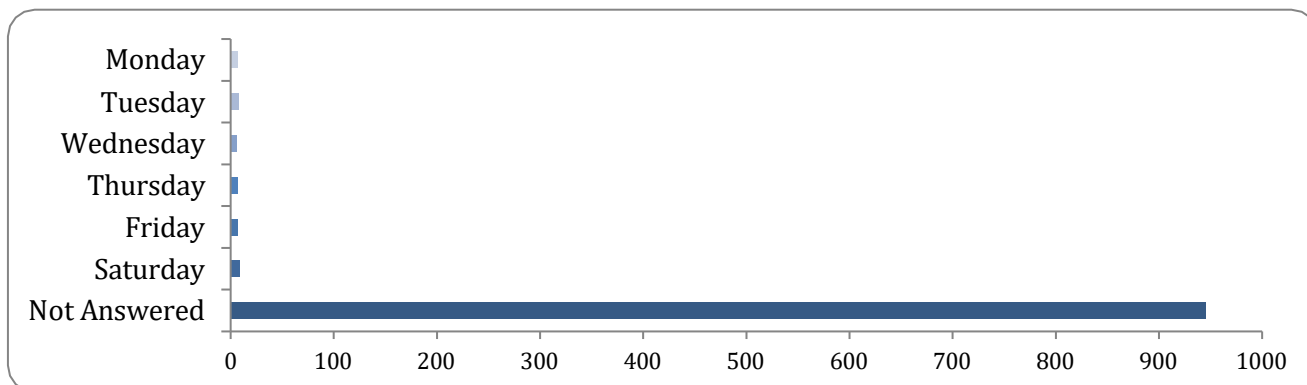
There were 26 responses to this part of the question.



Option	Total	Percent
Monday	7	0.73%
Tuesday	12	1.25%
Wednesday	9	0.94%
Thursday	11	1.15%
Friday	7	0.73%
Saturday	15	1.56%
Not Answered	933	97.29%

#### Time of travel and day of the week - 16:00 - 19:00

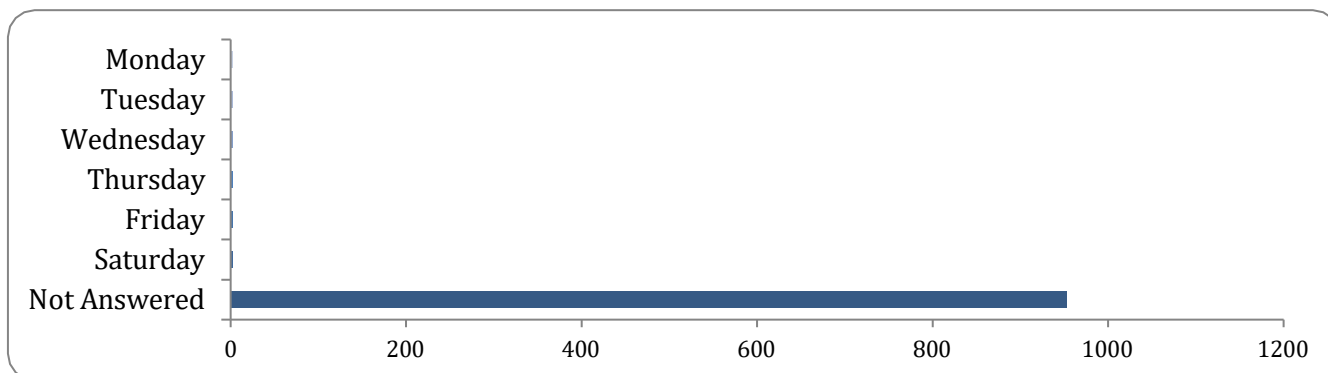
There were 14 responses to this part of the question.



Option	Total	Percent
Monday	7	0.73%
Tuesday	8	0.83%
Wednesday	6	0.63%
Thursday	7	0.73%
Friday	7	0.73%
Saturday	9	0.94%
Not Answered	945	98.54%

#### Time of travel and day of the week - 19:00 onwards

There were 6 responses to this part of the question.



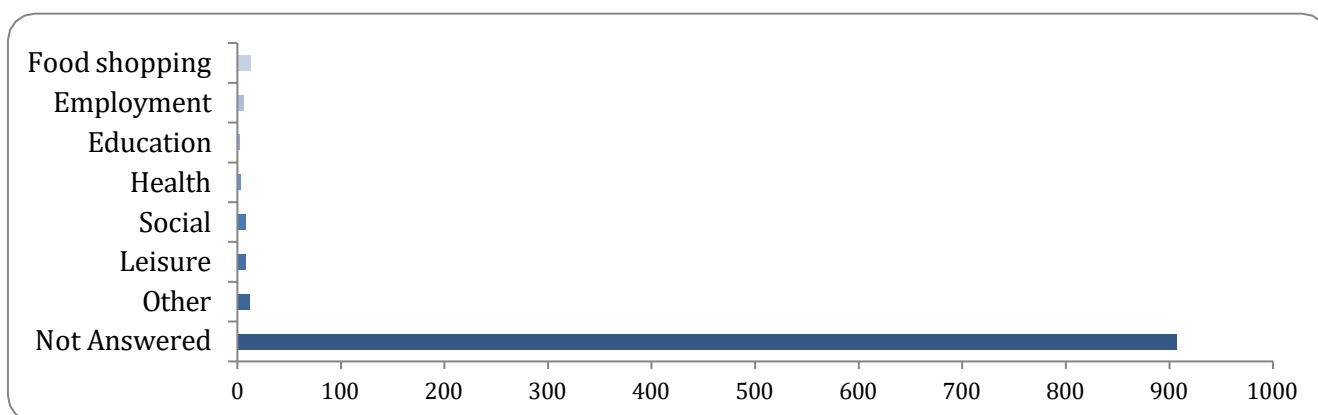


Option	Total	Percent
Monday	2	0.21%
Tuesday	2	0.21%
Wednesday	2	0.21%
Thursday	3	0.31%
Friday	3	0.31%
Saturday	3	0.31%
Not Answered	953	99.37%

### What is the main purpose of your journey/s?

#### Purpose of travel

There were 52 responses to this part of the question.



Option	Total	Percent
Food shopping	13	1.36%
Employment	6	0.63%
Education	2	0.21%
Health	3	0.31%
Social	8	0.83%
Leisure	8	0.83%
Other	12	1.25%
Not Answered	907	94.58%

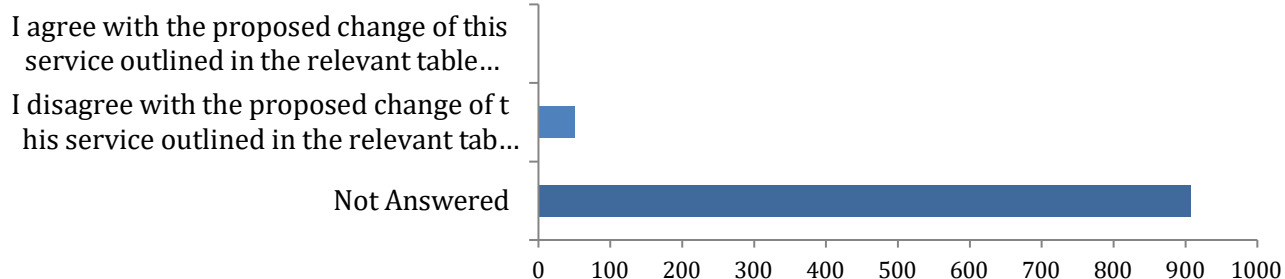
#### If other, please specify

There were 18 responses to this part of the question.

### Do you agree with the ECC proposed change in relation to this service?

#### Agree or disagree with proposal

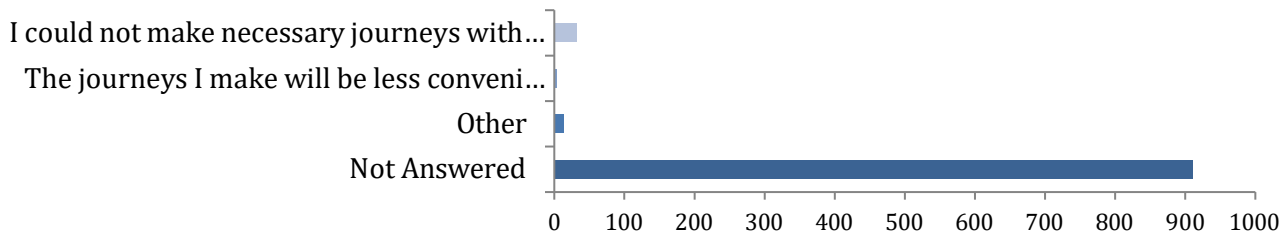
There were 52 responses to this part of the question.



Option	Total	Percent
I agree with the proposed change of this service outlined in the relevant table (including if the proposed change is “no change”)	1	0.10%
I disagree with the proposed change of this service outlined in the relevant table	51	5.32%
Not Answered	907	94.58%

### Reason of objecting to proposal

There were 48 responses to this part of the question.



Option	Total	Percent
I could not make necessary journeys without this service	32	3.34%
The journeys I make will be less convenient	3	0.31%
Other	13	1.36%
Not Answered	911	94.99%

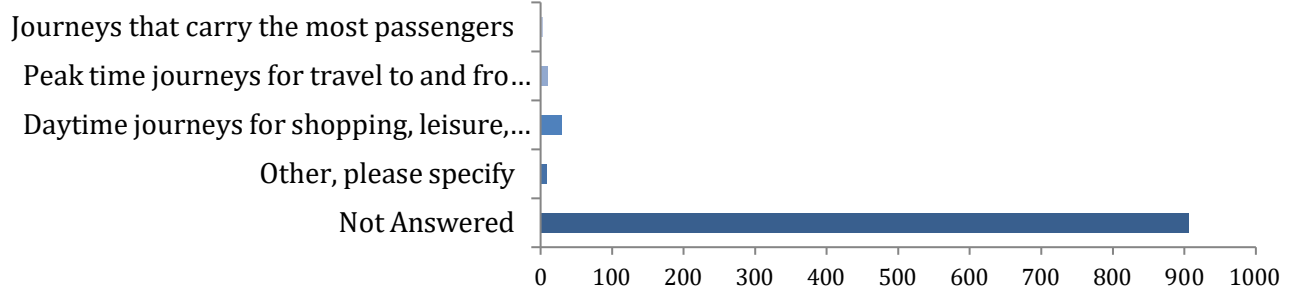
### If other, please specify

There were 22 responses to this part of the question.

**Which journey/s would you like us to prioritise if we continue to provide this service, select one that applies**

### Which journey to prioritise

There were 52 responses to this part of the question.



Option	Total	Percent
Journeys that carry the most passengers	3	0.31%
Peak time journeys for travel to and from school and/or work	10	1.04%
Daytime journeys for shopping, leisure, and healthcare	30	3.13%
Other, please specify	9	0.94%
Not Answered	907	94.58%

#### If other, please specify

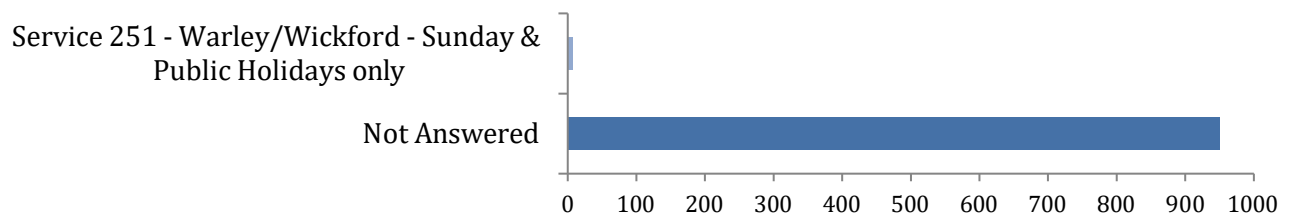
There were 16 responses to this part of the question.

### Brentwood District

Please select the service number from the options below that you wish to answer consultation questions on:

#### Service number

There were 8 responses to this part of the question.



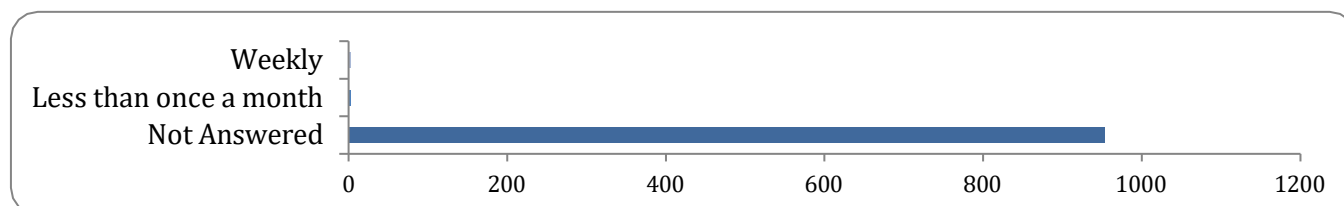
Option	Total	Percent
Service 251 - Warley/Wickford - Sunday & Public Holidays only	8	0.83%
Not Answered	951	99.17%

## Service 251 - Warley/Wickford - Sunday & Public Holidays only

Please tell us how often you use this service,  
select one that applies

### Frequency of use

There were 6 responses to this part of the question.




Option	Total	Percent
Daily	0	0.00%
Weekly	3	0.31%
Monthly	0	0.00%
Less than once a month	3	0.31%
Not Answered	953	99.37%

Please specify which day of the week and time of the day you use this service, please select  
all that apply. (This is a required question)

### Time of travel and day of the week - 06:00 - 09:00

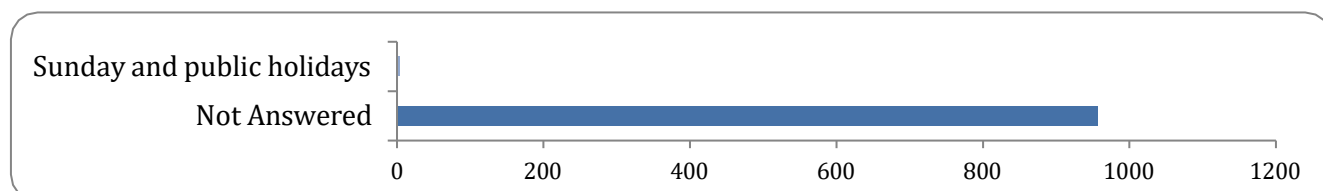
There were 0 responses to this part of the question.



Option	Total	Percent
Sunday and public holidays	0	0.00%
Not Answered	959	100.00%

### Time of travel and day of the week - 09:00 - 12:00

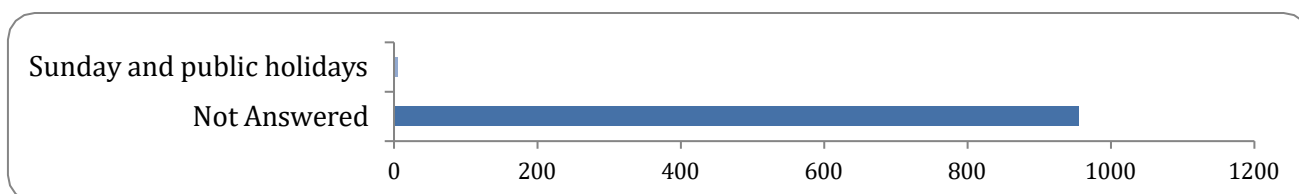
There were 3 responses to this part of the question.



Option	Total	Percent
Sunday and public holidays	3	0.31%
Not Answered	956	99.69%

#### Time of travel and day of the week - 12:00 - 16:00

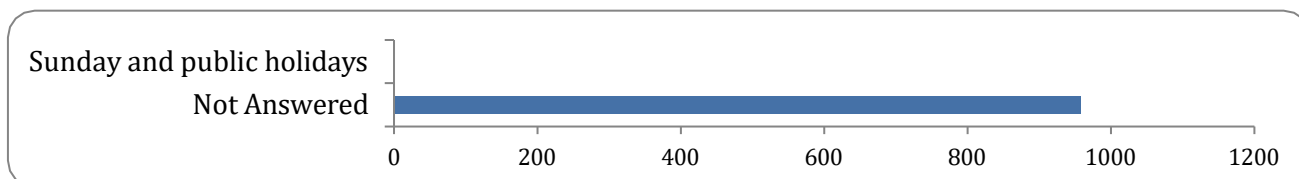
There were 5 responses to this part of the question.



Option	Total	Percent
Sunday and public holidays	5	0.52%
Not Answered	954	99.48%

#### Time of travel and day of the week - 16:00 - 19:00

There was 1 response to this part of the question.



Option	Total	Percent
Sunday and public holidays	1	0.10%
Not Answered	958	99.90%

#### Time of travel and day of the week - 19:00 onwards

There were 0 responses to this part of the question.

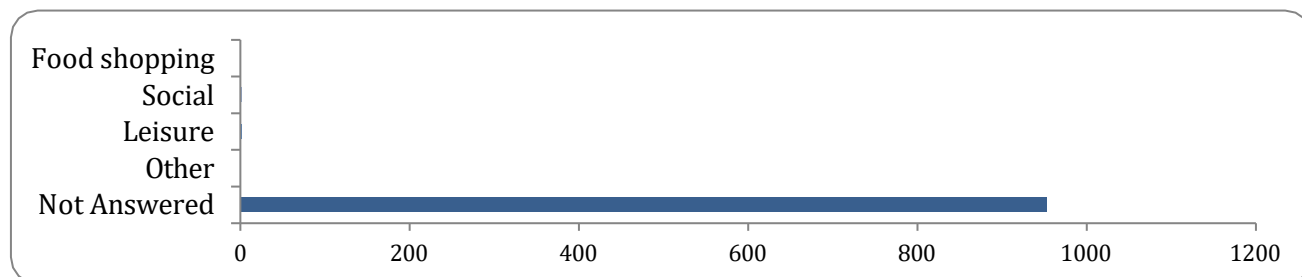


Option	Total	Percent
Sunday and public holidays	0	0.00%
Not Answered	959	100.00%

## What is the main purpose of your journey/s?

### Purpose of travel

There were 6 responses to this part of the question.



Option	Total	Percent
Food shopping	1	0.10%
Employment	0	0.00%
Education	0	0.00%
Health	0	0.00%
Social	2	0.21%
Leisure	2	0.21%
Other	1	0.10%
Not Answered	953	99.37%

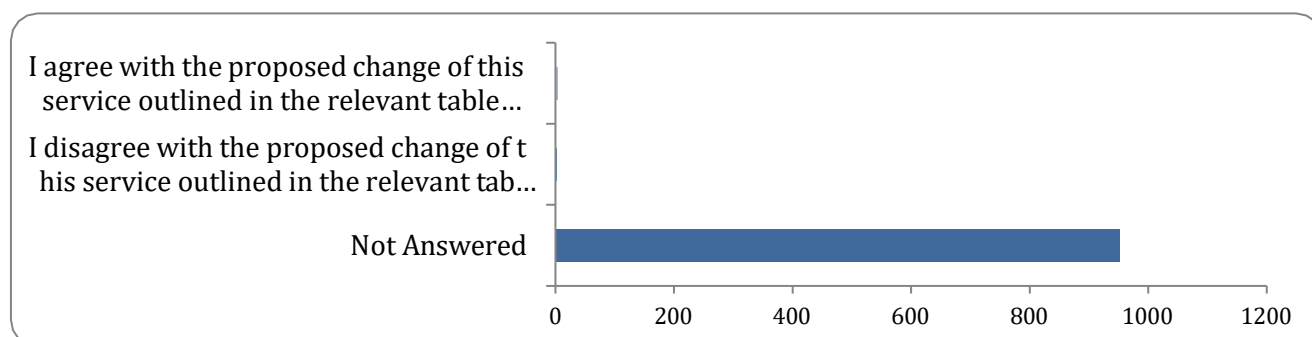
### If other, please specify

There was 1 response to this part of the question.

## Do you agree with the ECC proposed change in relation to this service?

### Agree or disagree with proposal

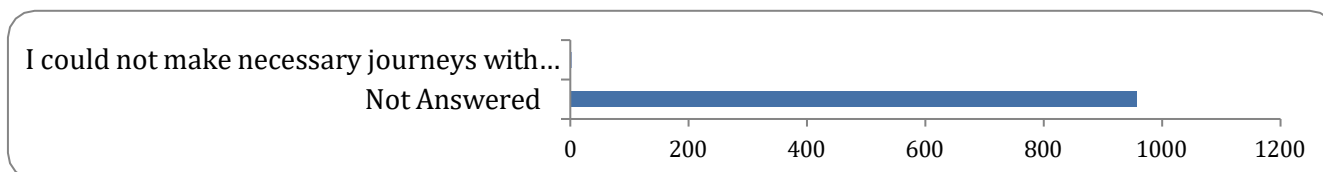
There were 6 responses to this part of the question.



Option	Total	Percent
I agree with the proposed change of this service outlined in the relevant table (including if the proposed change is “no change”)	4	0.42%
I disagree with the proposed change of this service outlined in the relevant table	2	0.21%
Not Answered	953	99.37%

### Reason of objecting to proposal

There were 2 responses to this part of the question.



Option	Total	Percent
I could not make necessary journeys without this service	2	0.21%
The journeys I make will be less convenient	0	0.00%
Other	0	0.00%
Not Answered	957	99.79%

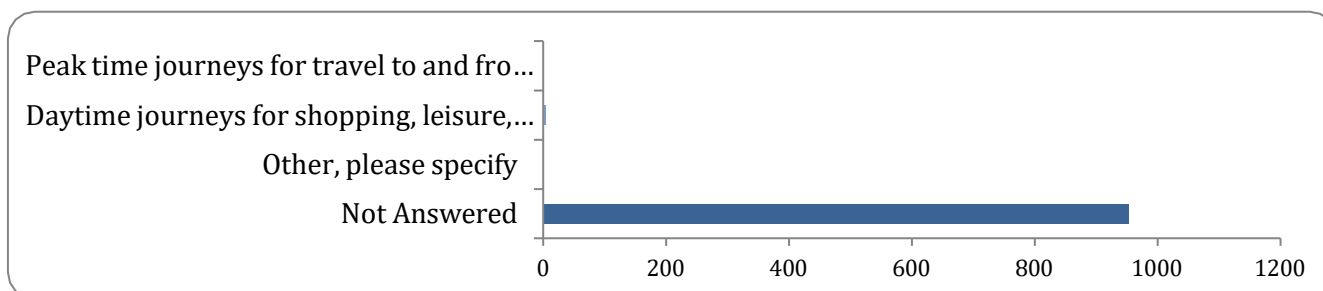
### If other, please specify

There was 1 response to this part of the question.

**Which journey/s would you like us to prioritise if we continue to provide this service, select one that applies**

### Which journey to prioritise

There were 6 responses to this part of the question.



Option	Total	Percent
Journeys that carry the most passengers	0	0.00%
Peak time journeys for travel to and from school and/or work	1	0.10%
Daytime journeys for shopping, leisure, and healthcare	4	0.42%

<b>Other, please specify</b>	1	0.10%
<b>Not Answered</b>	953	99.37%

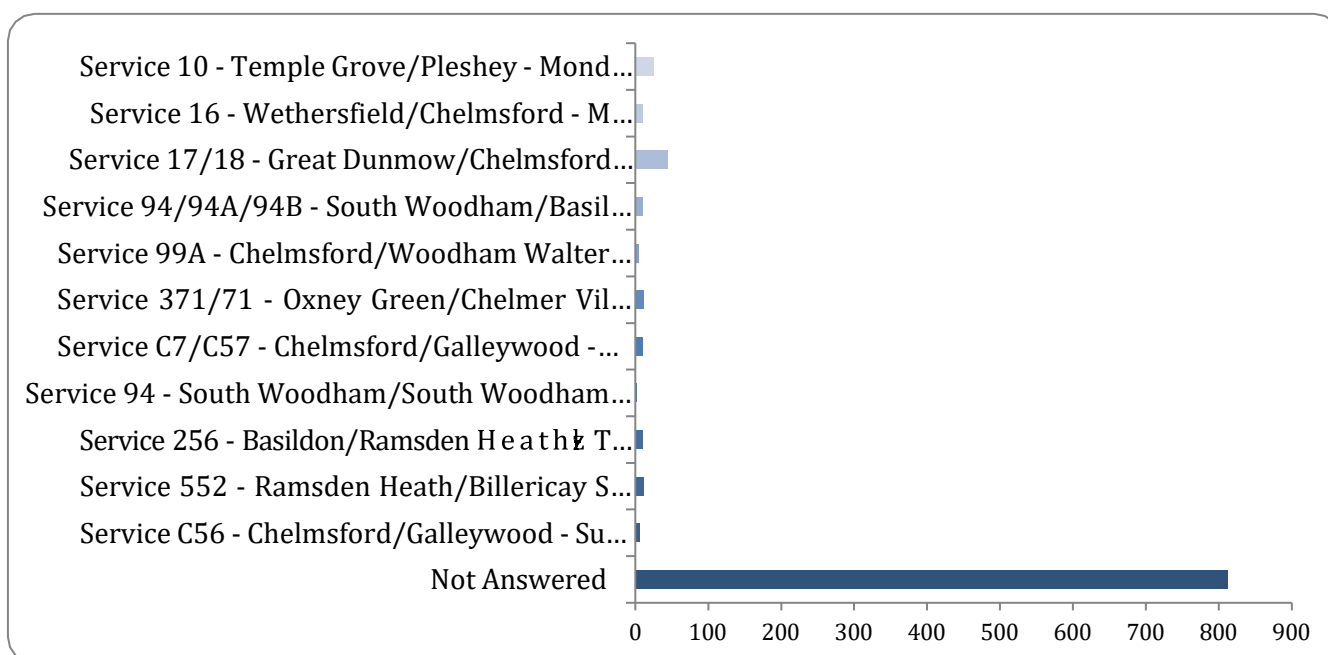
#### If other, please specify

There was 1 response to this part of the question.

### Please select the service number from the options below that you wish to answer consultation questions on:

#### Service number

There were 147 responses to this part of the question.



Option	Total	Percent
<b>Service 10 - Temple Grove/Pleshey - Monday to Friday</b>	26	2.71%
<b>Service 16 - Wethersfield/Chelmsford - Monday to Saturday</b>	10	1.04%
<b>Service 17/18 - Great Dunmow/Chelmsford - Tuesday, Thursday, Friday, Saturday</b>	45	4.69%
<b>Service 94/94A/94B - South Woodham/Basildon - Monday to Saturday</b>	10	1.04%
<b>Service 99A - Chelmsford/Woodham Walter - Monday to Friday</b>	5	0.52%
<b>Service 371/71 - Oxney Green/Chelmer Village - Sunday &amp; Public Holidays only</b>	12	1.25%



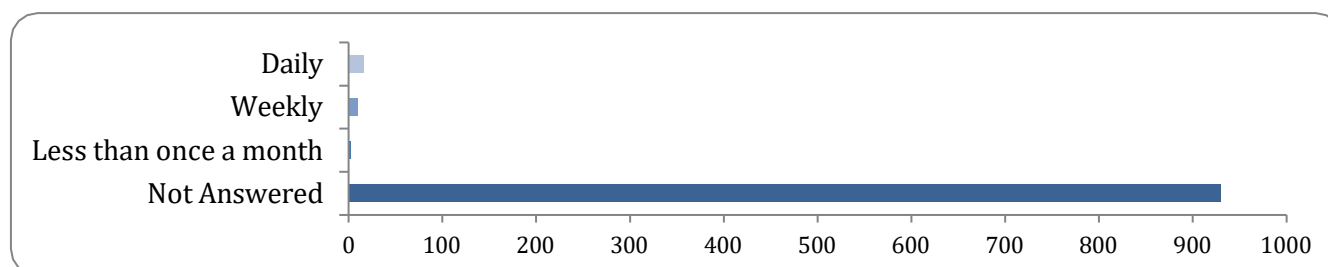
<b>Service C7/C57 - Chelmsford/Galleywood - Monday to Saturday Evenings only</b>	10	1.04%
<b>Service 94 - South Woodham/South Woodham - Sunday &amp; Public Holidays only</b>	2	0.21%
<b>Service 256 - Basildon/Ramsden Heath - Tuesday, Thursday, Saturday only</b>	10	1.04%
<b>Service 552 - Ramsden Heath/Billericay Station - Monday to Friday</b>	11	1.15%
<b>Service C56 - Chelmsford/Galleywood - Sunday &amp; Public Holidays only</b>	6	0.63%
<b>Not Answered</b>	812	84.67%

### **Service 10 - Temple Grove/Pleshey - Monday to Friday**

Please tell us how often you use this service,  
select one that applies

#### **Frequency of use**

There were 29 responses to this part of the question.



Option	Total	Percent
<b>Daily</b>	16	1.67%
<b>Weekly</b>	10	1.04%
<b>Monthly</b>	0	0.00%
<b>Less than once a month</b>	3	0.31%
<b>Not Answered</b>	930	96.98%

Please specify which day of the week and time of the day you use this service, please  
select all that apply. (This is a required question)

#### **Time of travel and day of the week - 06:00 - 09:00**

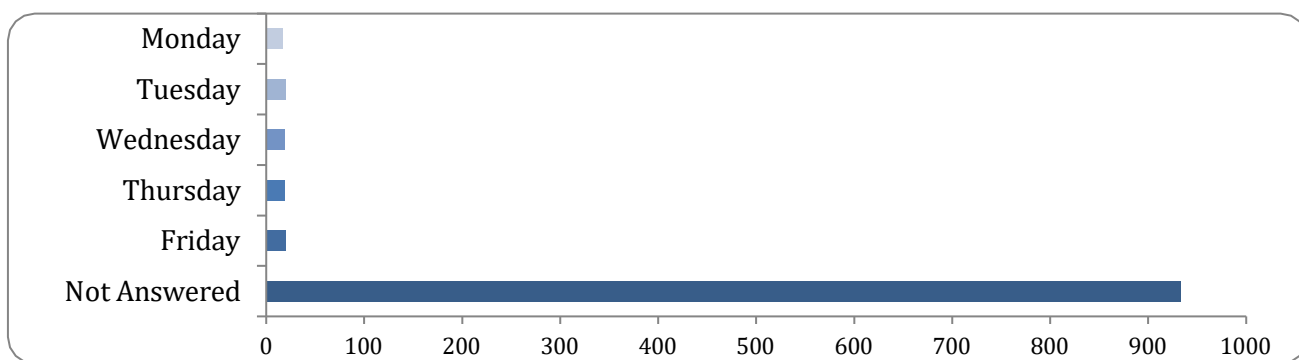
There were 0 responses to this part of the question.



Option	Total	Percent
Monday	0	0.00%
Tuesday	0	0.00%
Wednesday	0	0.00%
Thursday	0	0.00%
Friday	0	0.00%
Not Answered	959	100.00%

#### Time of travel and day of the week - 09:00 - 12:00

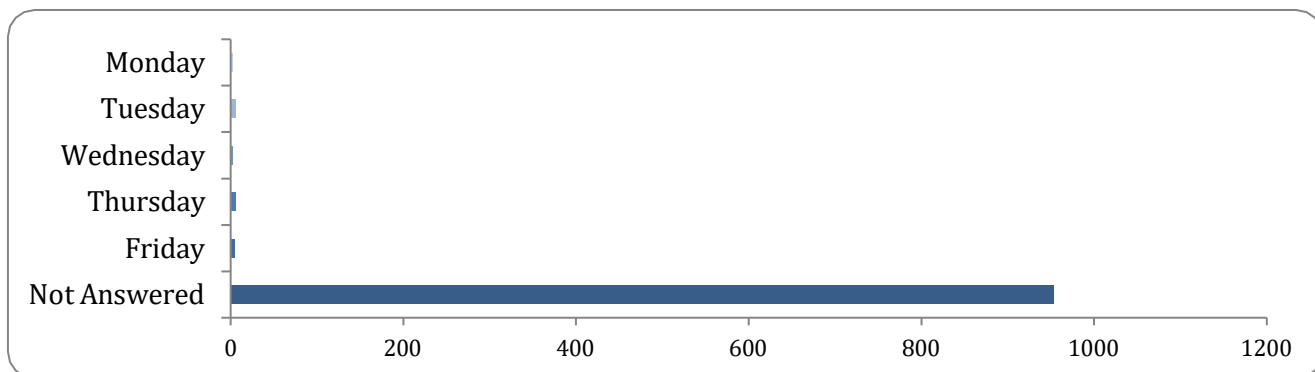
There were 26 responses to this part of the question.



Option	Total	Percent
Monday	17	1.77%
Tuesday	20	2.09%
Wednesday	19	1.98%
Thursday	19	1.98%
Friday	20	2.09%
Not Answered	933	97.29%

#### Time of travel and day of the week - 12:00 - 16:00

There were 6 responses to this part of the question.



Option	Total	Percent
Monday	3	0.31%
Tuesday	6	0.63%
Wednesday	3	0.31%
Thursday	6	0.63%
Friday	5	0.52%
Not Answered	953	99.37%

#### Time of travel and day of the week - 16:00 - 19:00


There were 0 responses to this part of the question.



Option	Total	Percent
Monday	0	0.00%
Tuesday	0	0.00%
Wednesday	0	0.00%
Thursday	0	0.00%
Friday	0	0.00%
Not Answered	959	100.00%

#### Time of travel and day of the week - 19:00 onwards

There were 0 responses to this part of the question.

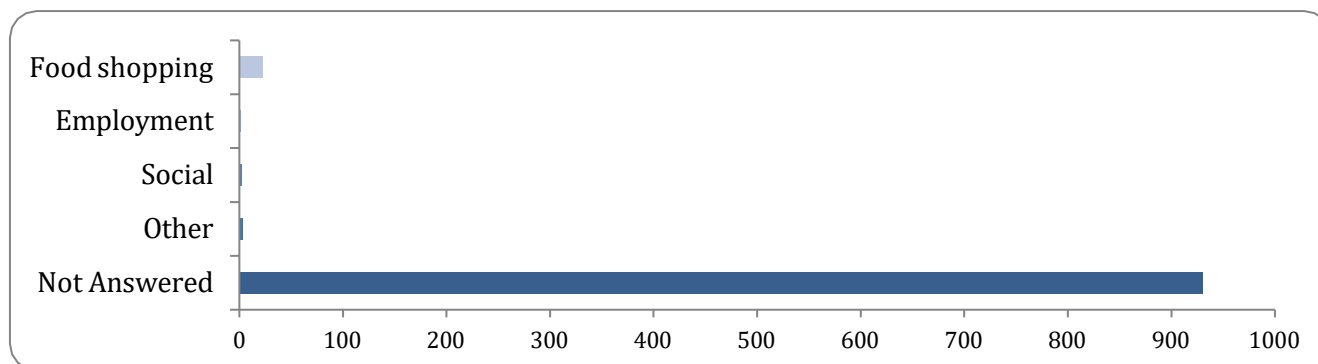


Option	Total	Percent
Monday	0	0.00%
Tuesday	0	0.00%
Wednesday	0	0.00%
Thursday	0	0.00%
Friday	0	0.00%
Not Answered	959	100.00%

### What is the main purpose of your journey/s?

#### Purpose of travel

There were 29 responses to this part of the question.



Option	Total	Percent
Food shopping	23	2.40%
Employment	1	0.10%
Education	0	0.00%
Health	0	0.00%
Social	2	0.21%
Leisure	0	0.00%
Other	3	0.31%
Not Answered	930	96.98%

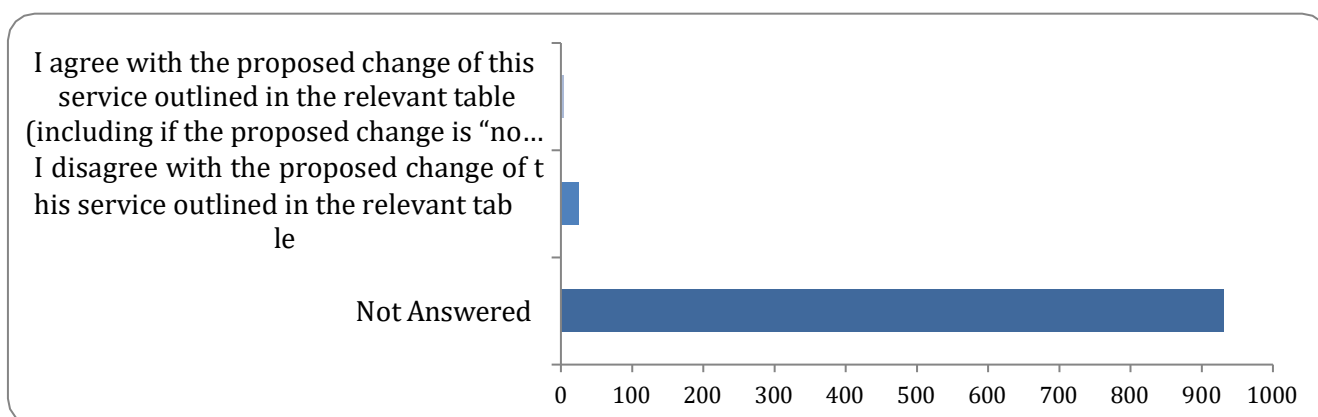
#### If other, please specify

There were 22 responses to this part of the question.

#### Do you agree with the ECC proposed change in relation to this service?

##### Agree or disagree with proposal

There were 29 responses to this part of the question.

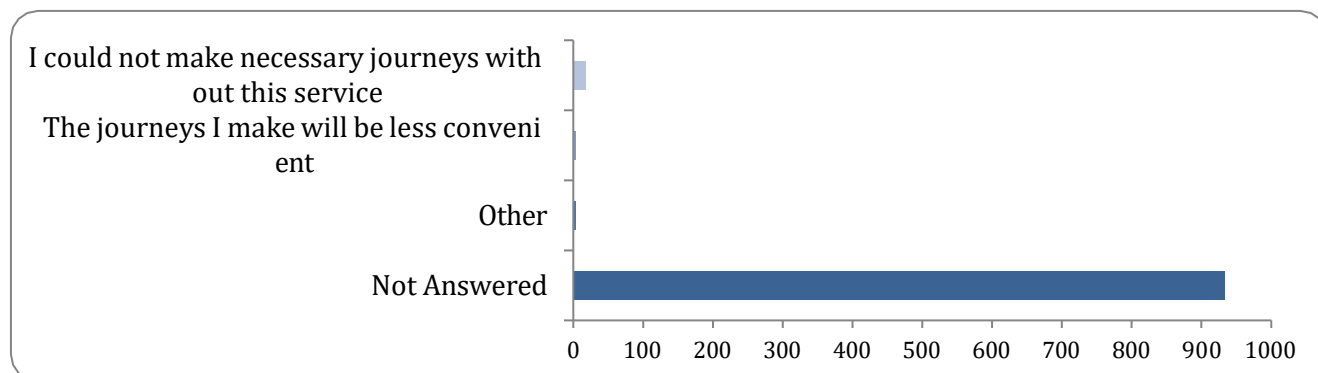


Option	Total	Percent
I agree with the proposed change of this service outlined in the relevant table (including if the proposed change is "no change")	4	0.42%

<b>I disagree with the proposed change of this service outlined in the relevant table</b>	25	2.61%
<b>Not Answered</b>	930	96.98%

### Reason of objecting to proposal

There were 26 responses to this part of the question.



Option	Total	Percent
<b>I could not make necessary journeys without this service</b>	18	1.88%
<b>The journeys I make will be less convenient</b>	4	0.42%
<b>Other</b>	4	0.42%
<b>Not Answered</b>	933	97.29%

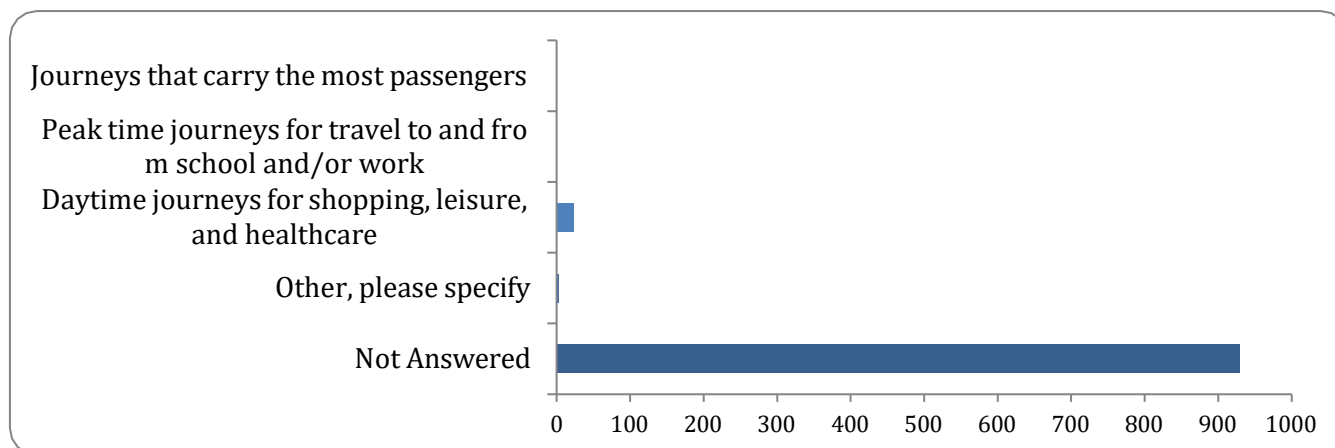
### If other, please specify

There were 11 responses to this part of the question.

**Which journey/s would you like us to prioritise if we continue to provide this service, select one that applies**

### Which journey to prioritise

There were 29 responses to this part of the question.



Option	Total	Percent
Journeys that carry the most passengers	1	0.10%
Peak time journeys for travel to and from school and/or work	1	0.10%
Daytime journeys for shopping, leisure, and healthcare	24	2.50%
Other, please specify	3	0.31%
Not Answered	930	96.98%

#### If other, please specify

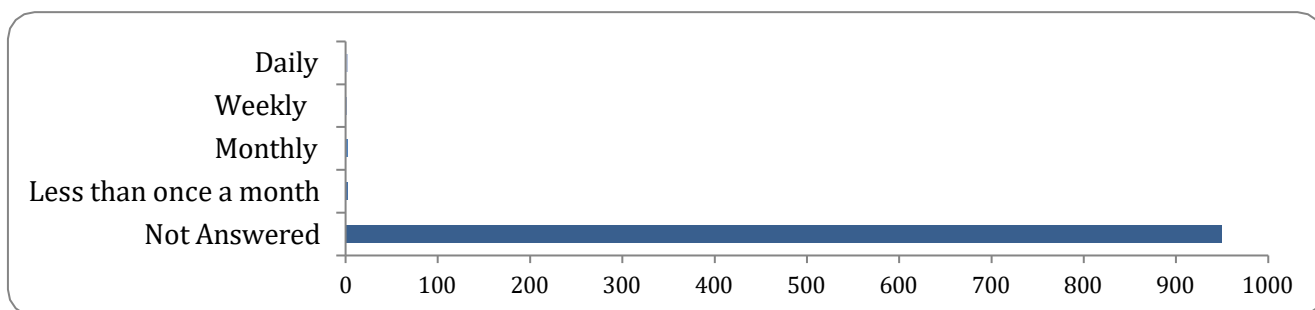
There were 7 responses to this part of the question.

### Service 16 - Wethersfield/Chelmsford - Monday to Saturday

Please tell us how often you use this service,  
select one that applies

#### Frequency of use

There were 9 responses to this part of the question.



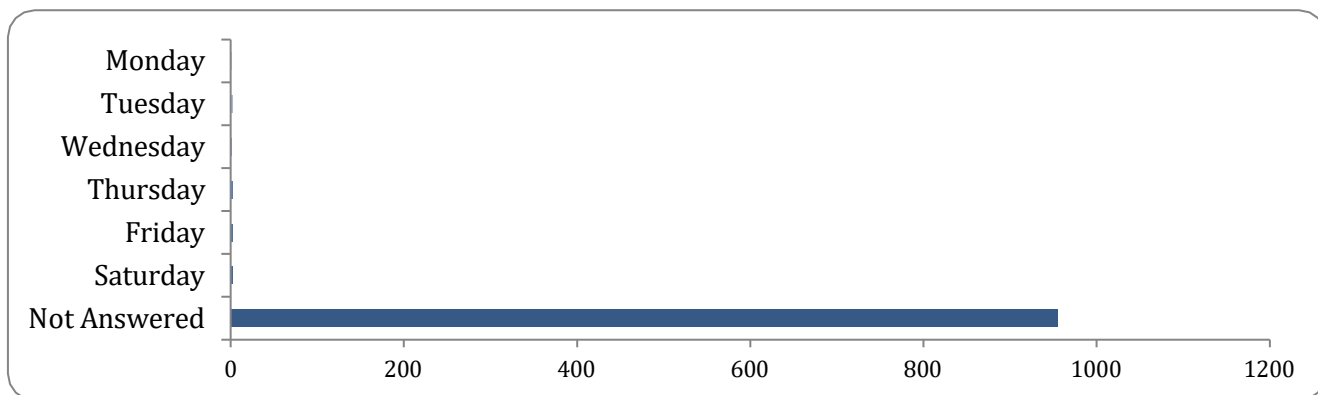
Option	Total	Percent
Daily	2	0.21%

<b>Weekly</b>	1	0.10%
<b>Monthly</b>	3	0.31%
<b>Less than once a month</b>	3	0.31%
<b>Not Answered</b>	950	99.06%

Please specify which day of the week and time of the day you use this service, please select all that apply. (This is a required question)

**Time of travel and day of the week - 06:00 - 09:00**

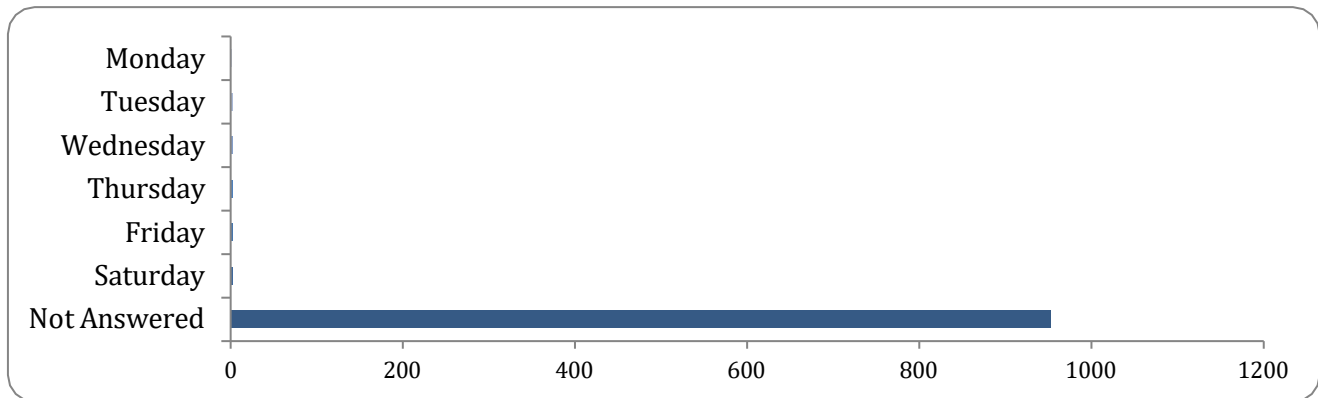
There were 4 responses to this part of the question.



Option	Total	Percent
<b>Monday</b>	1	0.10%
<b>Tuesday</b>	2	0.21%
<b>Wednesday</b>	1	0.10%
<b>Thursday</b>	2	0.21%
<b>Friday</b>	2	0.21%
<b>Saturday</b>	2	0.21%
<b>Not Answered</b>	955	99.58%

**Time of travel and day of the week - 09:00 - 12:00**

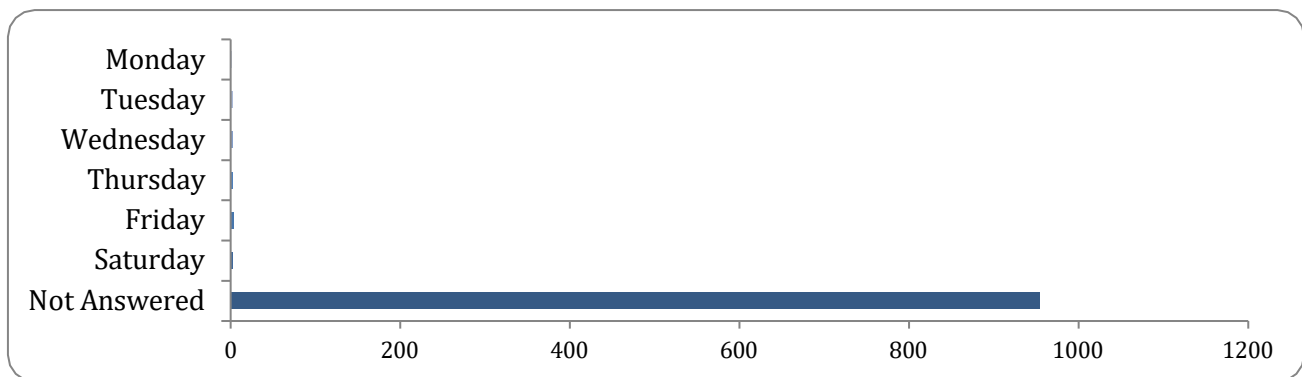
There were 6 responses to this part of the question.



Option	Total	Percent
Monday	1	0.10%
Tuesday	3	0.31%
Wednesday	2	0.21%
Thursday	2	0.21%
Friday	2	0.21%
Saturday	3	0.31%
Not Answered	953	99.37%

#### Time of travel and day of the week - 12:00 - 16:00

There were 5 responses to this part of the question.

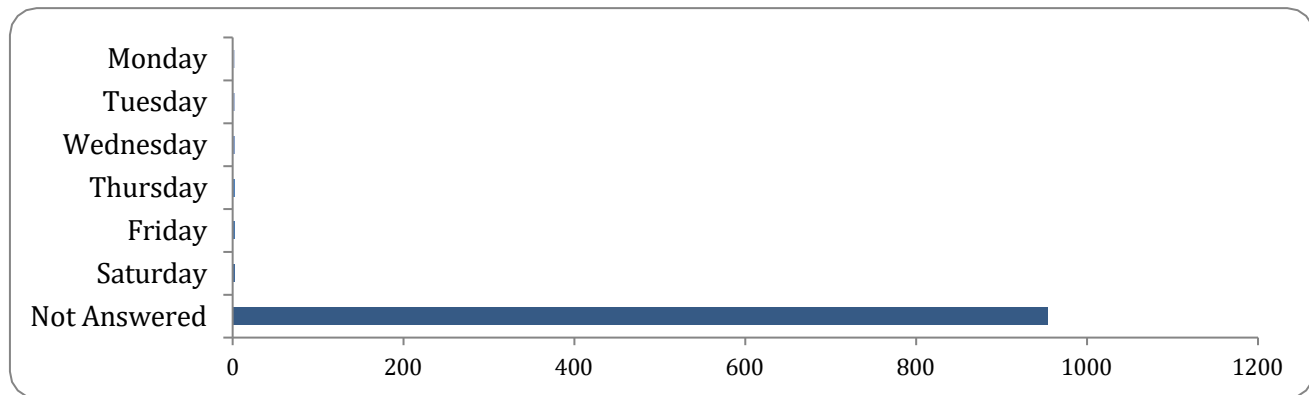


Option	Total	Percent
Monday	1	0.10%
Tuesday	2	0.21%
Wednesday	2	0.21%
Thursday	2	0.21%
Friday	4	0.42%
Saturday	3	0.31%
Not Answered	954	99.48%



### Time of travel and day of the week - 16:00 - 19:00

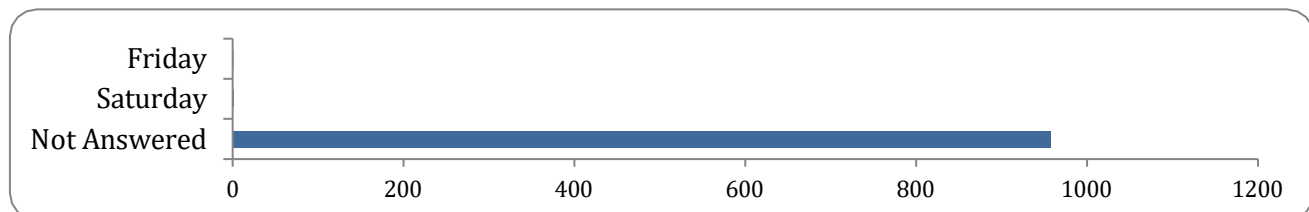
There were 5 responses to this part of the question.



Option	Total	Percent
Monday	2	0.21%
Tuesday	2	0.21%
Wednesday	2	0.21%
Thursday	3	0.31%
Friday	2	0.21%
Saturday	3	0.31%
Not Answered	954	99.48%

### Time of travel and day of the week - 19:00 onwards

There were 2 responses to this part of the question.

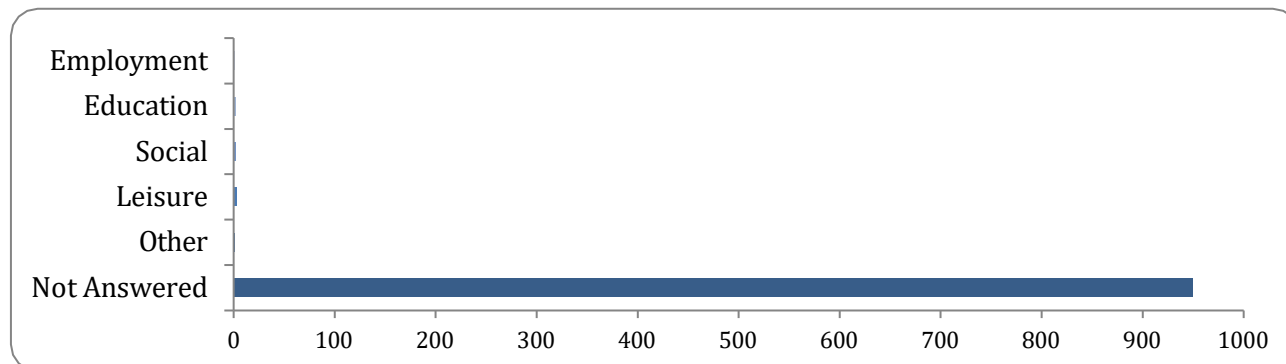


Option	Total	Percent
Monday	0	0.00%
Tuesday	0	0.00%
Wednesday	0	0.00%
Thursday	0	0.00%
Friday	1	0.10%
Saturday	1	0.10%
Not Answered	957	99.79%

## What is the main purpose of your journey/s?

### Purpose of travel

There were 9 responses to this part of the question.



Option	Total	Percent
Food shopping	0	0.00%
Employment	1	0.10%
Education	2	0.21%
Health	0	0.00%
Social	2	0.21%
Leisure	3	0.31%
Other	1	0.10%
Not Answered	950	99.06%

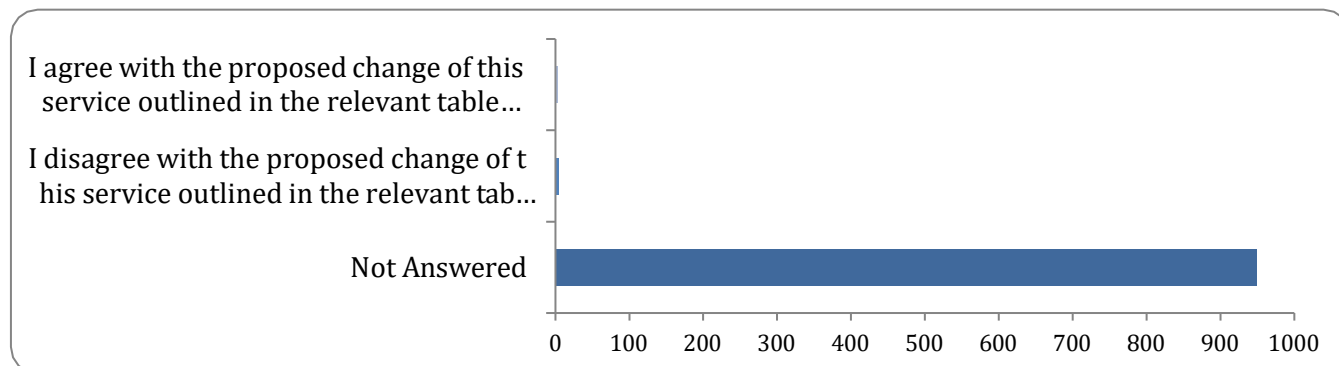
### If other, please specify

There was 1 response to this part of the question.

## Do you agree with the ECC proposed change in relation to this service?

### Agree or disagree with proposal

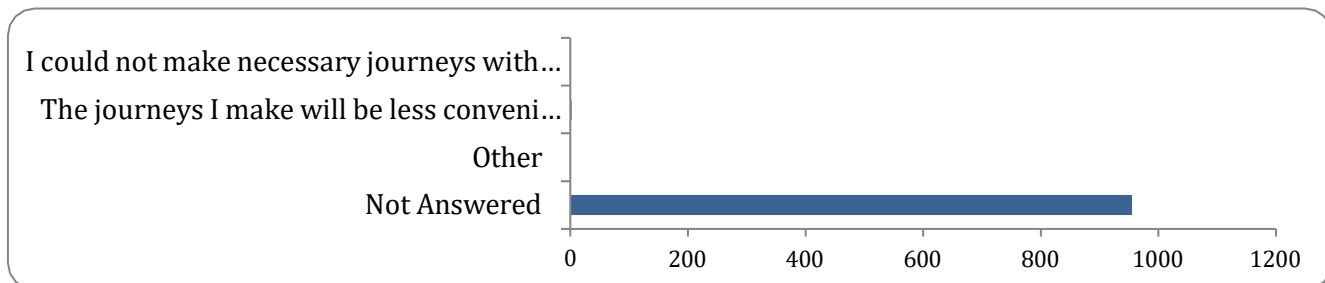
There were 9 responses to this part of the question.



Option	Total	Percent
I agree with the proposed change of this service outlined in the relevant table (including if the proposed change is “no change”)	4	0.42%
I disagree with the proposed change of this service outlined in the relevant table	5	0.52%
Not Answered	950	99.06%

#### Reason of objecting to proposal

There were 5 responses to this part of the question.



Option	Total	Percent
I could not make necessary journeys without this service	1	0.10%
The journeys I make will be less convenient	3	0.31%
Other	1	0.10%
Not Answered	954	99.48%

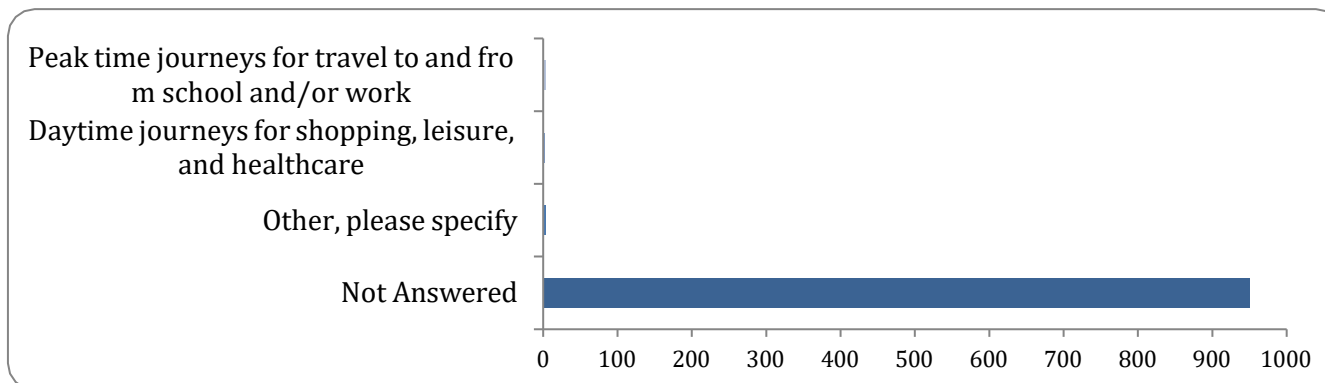
#### If other, please specify

There were 4 responses to this part of the question.

**Which journey/s would you like us to prioritise if we continue to provide this service, select one that applies**

#### Which journey to prioritise

There were 9 responses to this part of the question.



Option	Total	Percent
Journeys that carry the most passengers	0	0.00%
Peak time journeys for travel to and from school and/or work	4	0.42%
Daytime journeys for shopping, leisure, and healthcare	2	0.21%
Other, please specify	3	0.31%
Not Answered	950	99.06%

#### If other, please specify

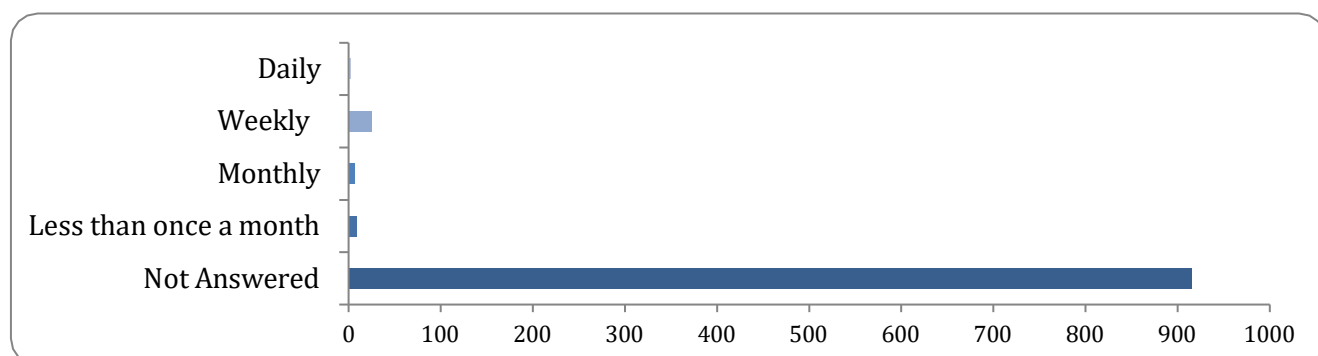
There were 4 responses to this part of the question.

### Service 17/18 - Great Dunmow/Chelmsford - Tuesday, Thursday, Friday, Saturday

Please tell us how often you use this service,  
select one that applies

#### Frequency of use

There were 44 responses to this part of the question.

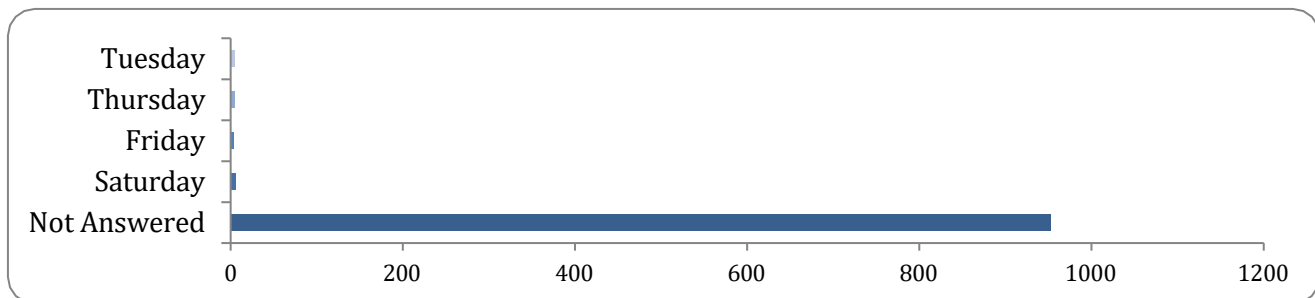


Option	Total	Percent
Daily	3	0.31%
Weekly	25	2.61%
Monthly	7	0.73%
Less than once a month	9	0.94%
Not Answered	915	95.41%

Please specify which day of the week and time of the day you use this service, please  
select all that apply. (This is a required question)

#### Time of travel and day of the week - 06:00 - 09:00

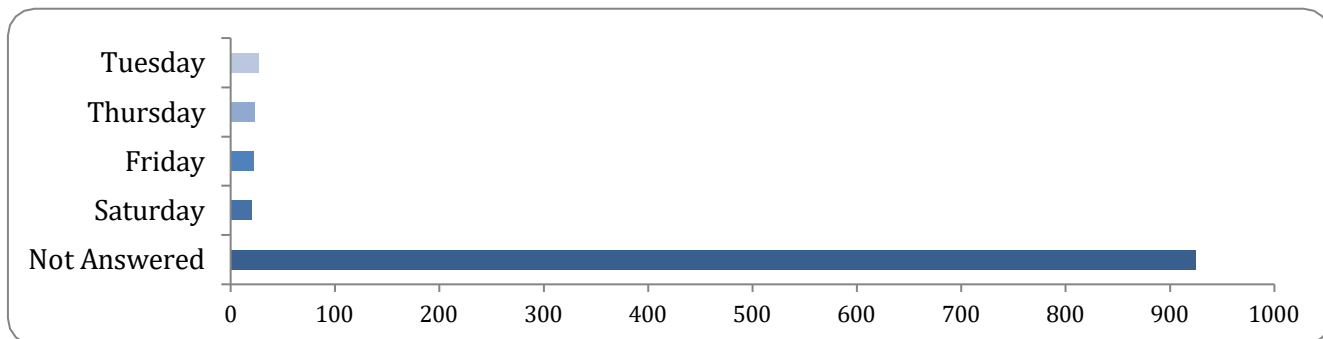
There were 6 responses to this part of the question.



Option	Total	Percent
Tuesday	5	0.52%
Thursday	5	0.52%
Friday	4	0.42%
Saturday	6	0.63%
Not Answered	953	99.37%

#### Time of travel and day of the week - 09:00 - 12:00

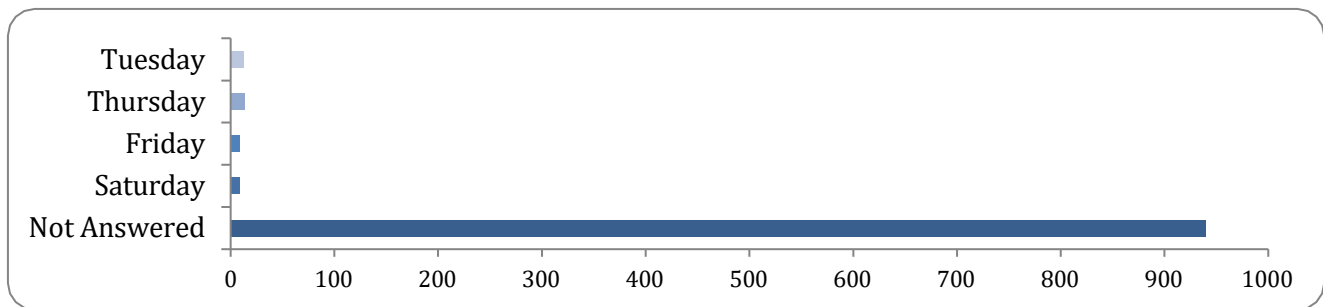
There were 34 responses to this part of the question.



Option	Total	Percent
Tuesday	27	2.82%
Thursday	23	2.40%
Friday	22	2.29%
Saturday	20	2.09%
Not Answered	925	96.45%

#### Time of travel and day of the week - 12:00 - 16:00

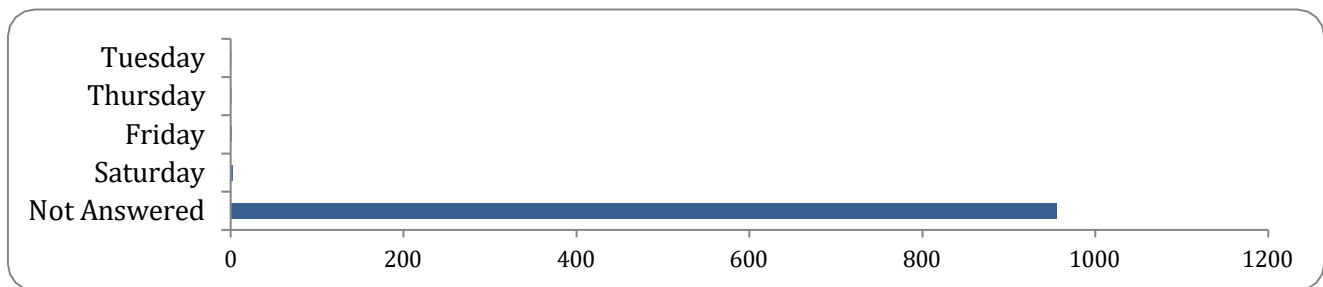
There were 19 responses to this part of the question.



Option	Total	Percent
Tuesday	13	1.36%
Thursday	14	1.46%
Friday	9	0.94%
Saturday	9	0.94%
Not Answered	940	98.02%

#### Time of travel and day of the week - 16:00 - 19:00

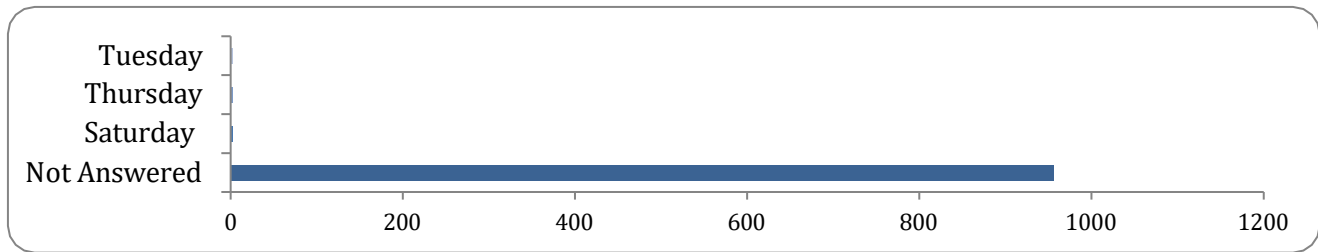
There were 3 responses to this part of the question.



Option	Total	Percent
Tuesday	1	0.10%
Thursday	1	0.10%
Friday	1	0.10%
Saturday	2	0.21%
Not Answered	956	99.69%

#### Time of travel and day of the week - 19:00 onwards

There were 3 responses to this part of the question.

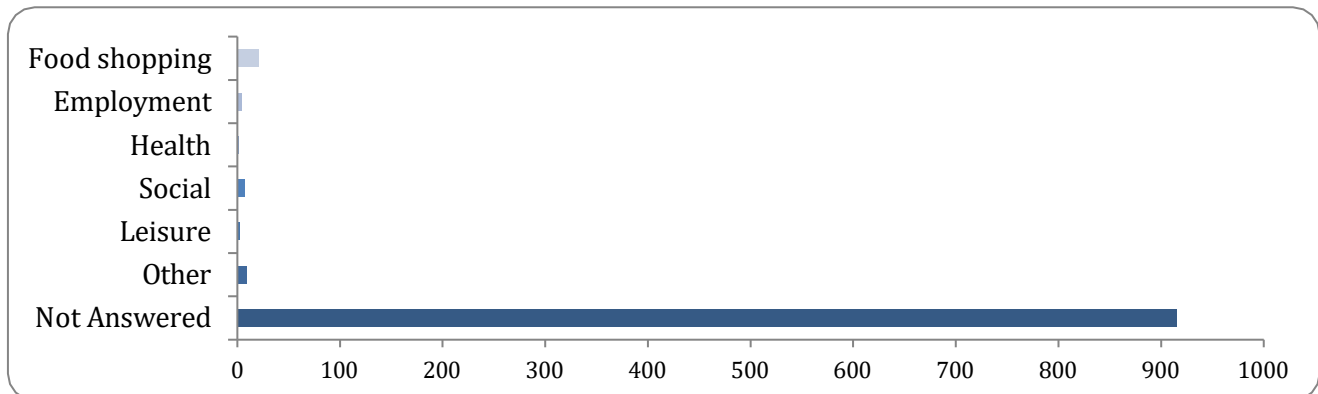


Option	Total	Percent
Tuesday	2	0.21%
Thursday	2	0.21%
Friday	0	0.00%
Saturday	2	0.21%
Not Answered	956	99.69%

### What is the main purpose of your journey/s?

#### Purpose of travel

There were 44 responses to this part of the question.



Option	Total	Percent
Food shopping	21	2.19%
Employment	4	0.42%
Education	0	0.00%
Health	1	0.10%
Social	7	0.73%
Leisure	2	0.21%
Other	9	0.94%
Not Answered	915	95.41%

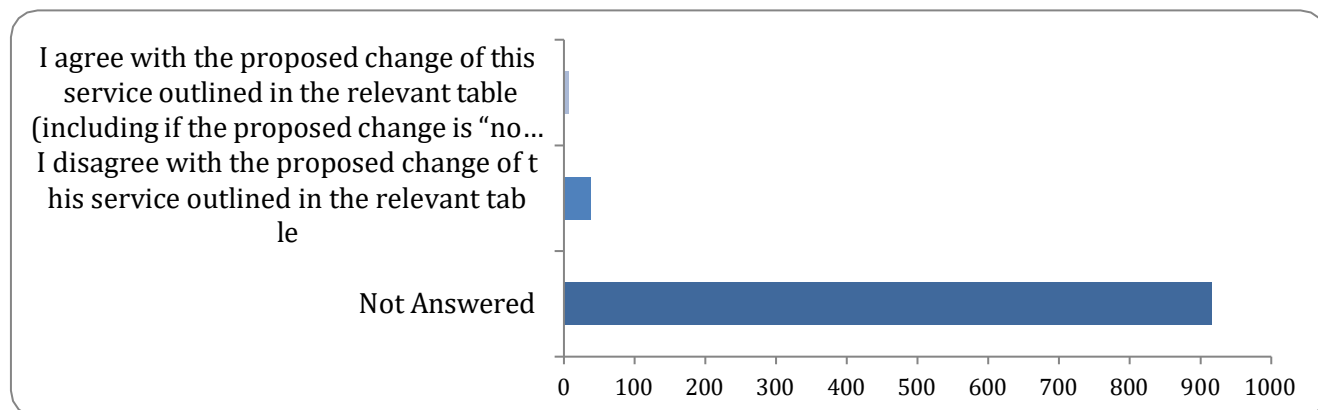
#### If other, please specify

There were 21 responses to this part of the question.

## Do you agree with the ECC proposed change in relation to this service?

### Agree or disagree with proposal

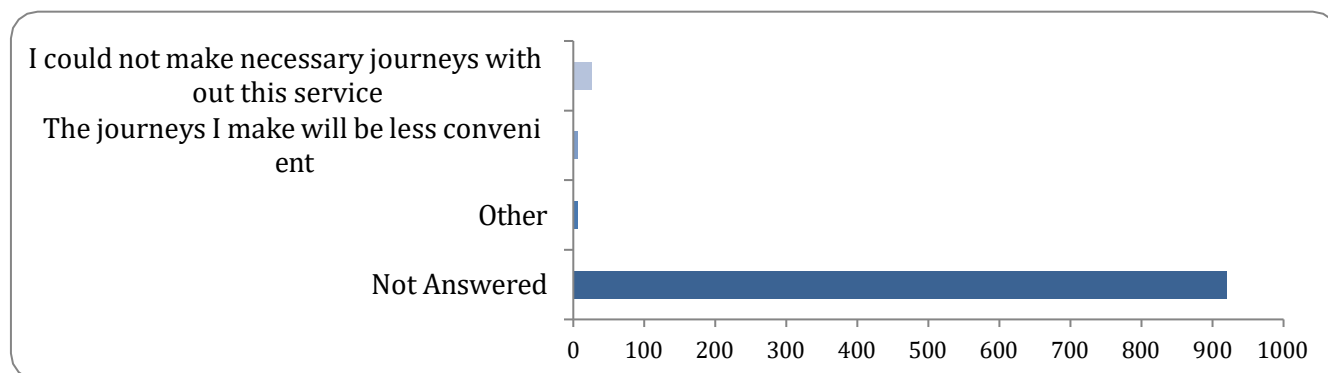
There were 44 responses to this part of the question.



Option	Total	Percent
I agree with the proposed change of this service outlined in the relevant table (including if the proposed change is "no change")	7	0.73%
I disagree with the proposed change of this service outlined in the relevant table	37	3.86%
Not Answered	915	95.41%

### Reason of objecting to proposal

There were 39 responses to this part of the question.



Option	Total	Percent
I could not make necessary journeys without this service	26	2.71%
The journeys I make will be less convenient	6	0.63%
Other	7	0.73%
Not Answered	920	95.93%



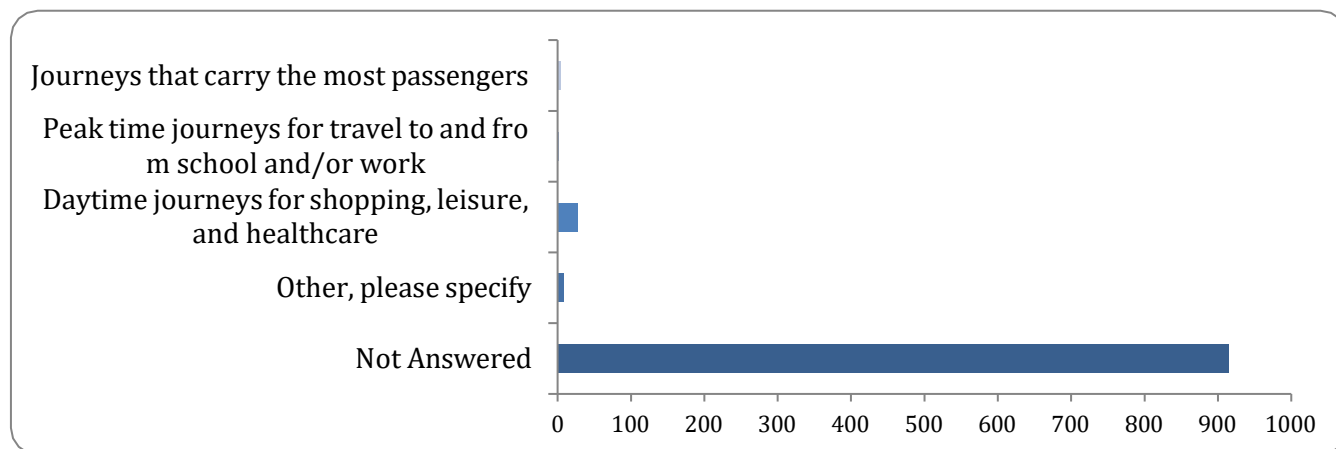
### If other, please specify

There were 20 responses to this part of the question.

**Which journey/s would you like us to prioritise if we continue to provide this service, select one that applies**

### Which journey to prioritise

There were 44 responses to this part of the question.



Option	Total	Percent
Journeys that carry the most passengers	5	0.52%
Peak time journeys for travel to and from school and/or work	2	0.21%
Daytime journeys for shopping, leisure, and healthcare	28	2.92%
Other, please specify	9	0.94%
Not Answered	915	95.41%

### If other, please specify

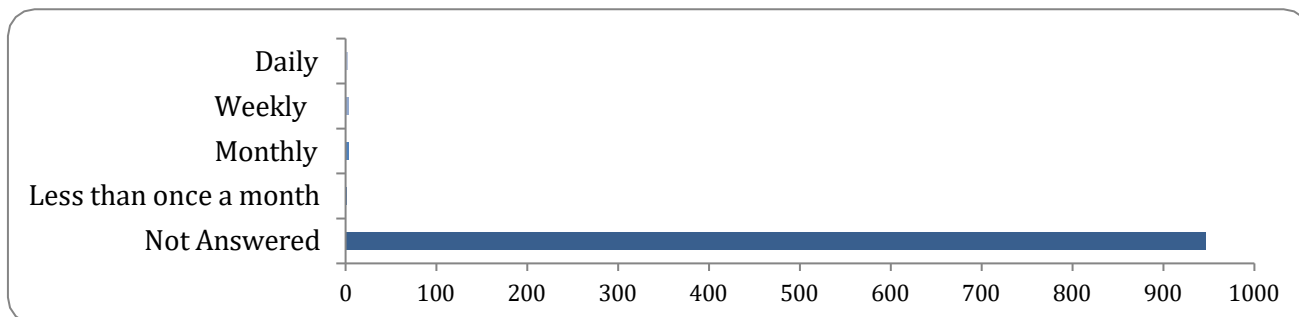
There were 9 responses to this part of the question.

## Service 94/94A/94B - South Woodham/Basildon - Monday to Saturday

**Please tell us how often you use this service, select one that applies**

### Frequency of use

There were 12 responses to this part of the question.

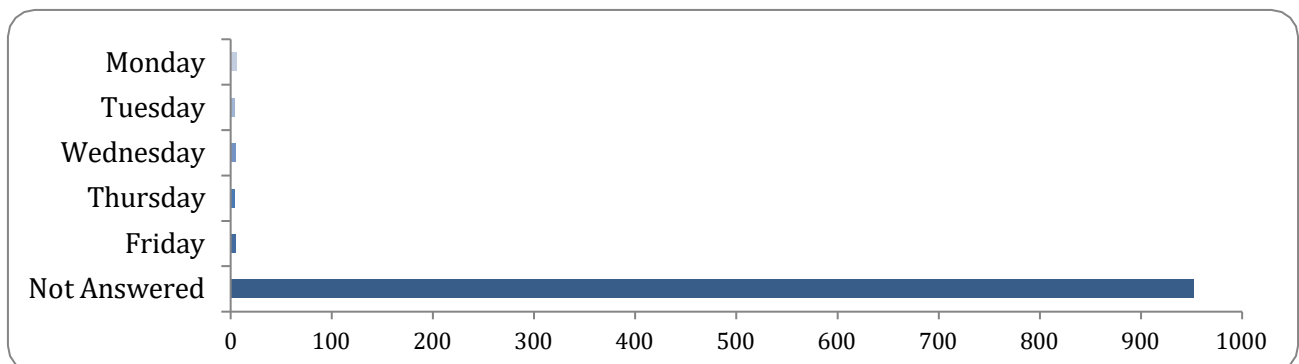


Option	Total	Percent
Daily	3	0.31%
Weekly	4	0.42%
Monthly	4	0.42%
Less than once a month	1	0.10%
Not Answered	947	98.75%

Please specify which day of the week and time of the day you use this service, please select all that apply. (This is a required question)

Time of travel and day of the week - 06:00 - 09:00

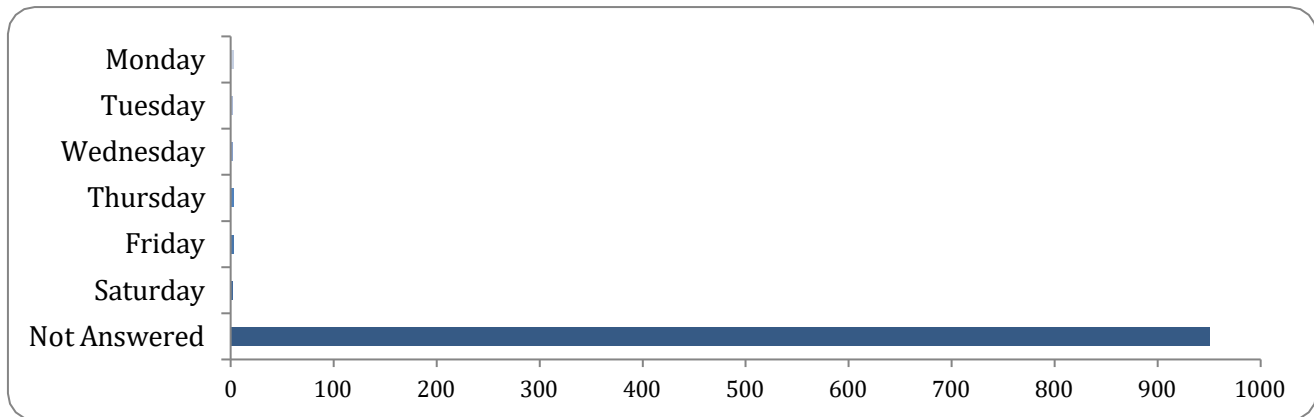
There were 7 responses to this part of the question.



Option	Total	Percent
Monday	6	0.63%
Tuesday	4	0.42%
Wednesday	5	0.52%
Thursday	4	0.42%
Friday	5	0.52%
Saturday	0	0.00%
Not Answered	952	99.27%

Time of travel and day of the week - 09:00 - 12:00

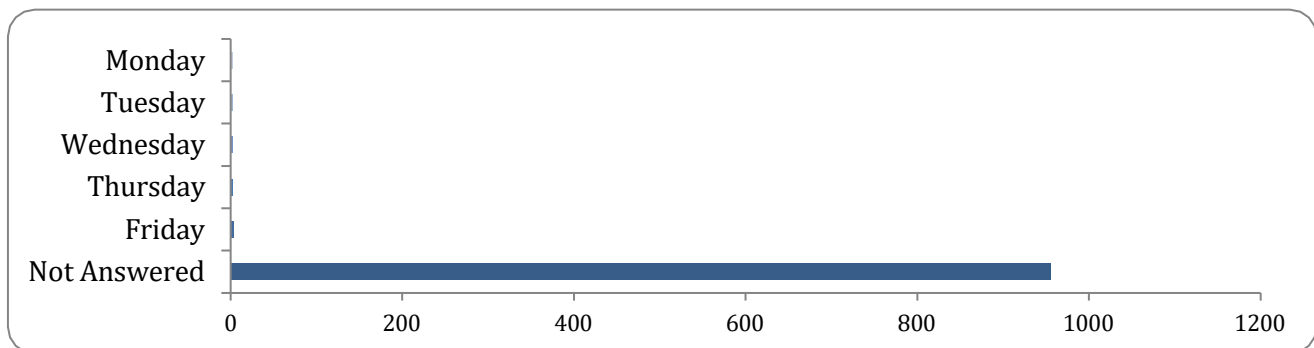
There were 8 responses to this part of the question.



Option	Total	Percent
Monday	3	0.31%
Tuesday	2	0.21%
Wednesday	2	0.21%
Thursday	3	0.31%
Friday	3	0.31%
Saturday	2	0.21%
Not Answered	951	99.17%

#### Time of travel and day of the week - 12:00 - 16:00

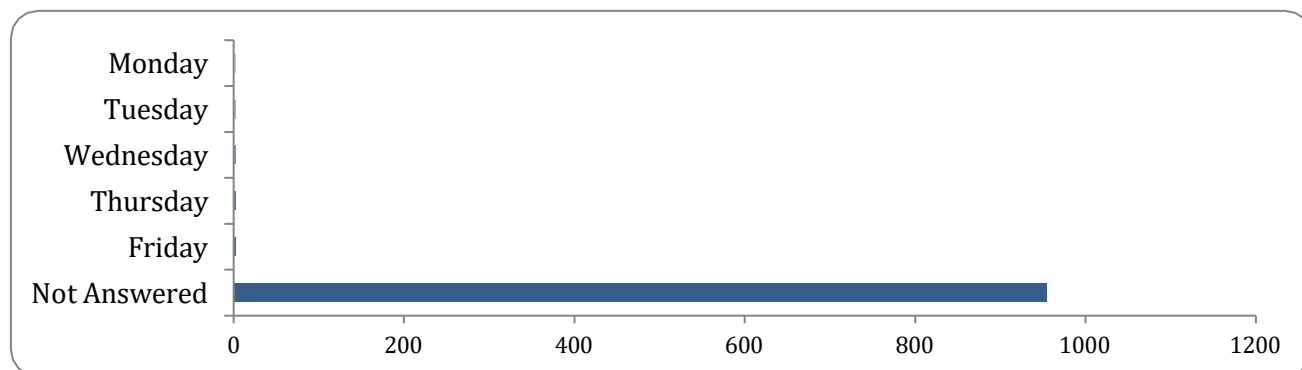
There were 4 responses to this part of the question.



Option	Total	Percent
Monday	2	0.21%
Tuesday	2	0.21%
Wednesday	3	0.31%
Thursday	2	0.21%
Friday	4	0.42%
Saturday	0	0.00%
Not Answered	955	99.58%

### Time of travel and day of the week - 16:00 - 19:00

There were 5 responses to this part of the question.



Option	Total	Percent
Monday	3	0.31%
Tuesday	2	0.21%
Wednesday	3	0.31%
Thursday	3	0.31%
Friday	3	0.31%
Saturday	0	0.00%
Not Answered	954	99.48%

### Time of travel and day of the week - 19:00 onwards

There were 0 responses to this part of the question.

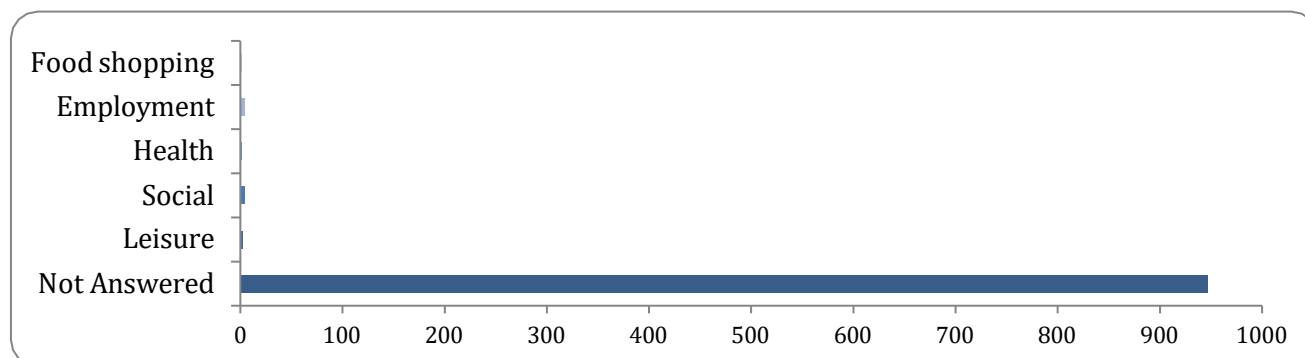


Option	Total	Percent
Monday	0	0.00%
Tuesday	0	0.00%
Wednesday	0	0.00%
Thursday	0	0.00%
Friday	0	0.00%
Saturday	0	0.00%
Not Answered	959	100.00%

### What is the main purpose of your journey/s?

Purpose of travel

There were 12 responses to this part of the question.



Option	Total	Percent
Food shopping	1	0.10%
Employment	4	0.42%
Education	0	0.00%
Health	1	0.10%
Social	4	0.42%
Leisure	2	0.21%
Other	0	0.00%
Not Answered	947	98.75%

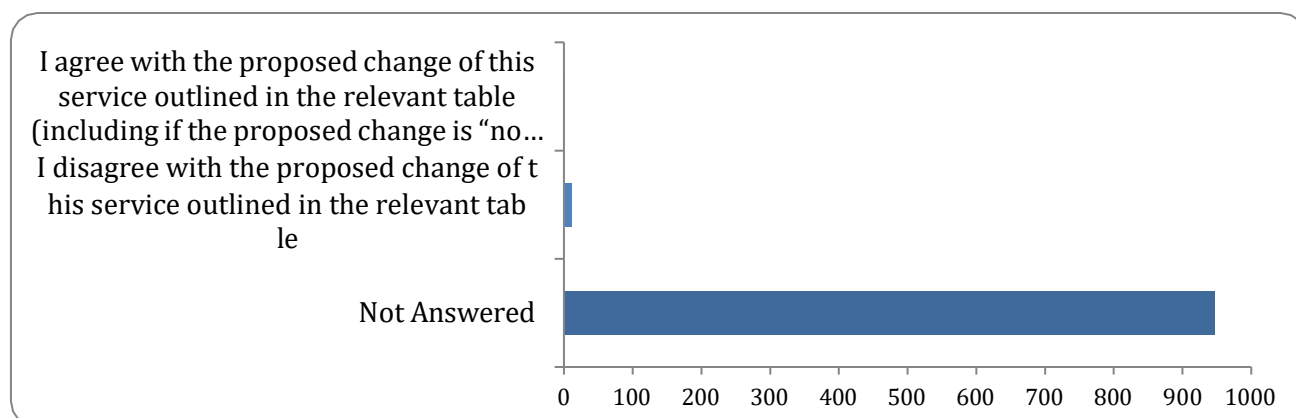
#### If other, please specify

There was 1 response to this part of the question.

### Do you agree with the ECC proposed change in relation to this service?

#### Agree or disagree with proposal

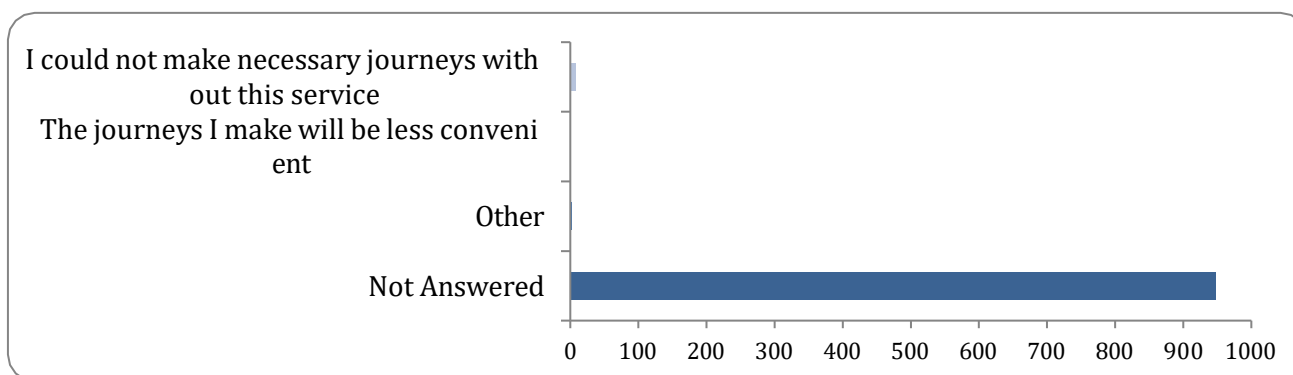
There were 12 responses to this part of the question.



Option	Total	Percent
I agree with the proposed change of this service outlined in the relevant table (including if the proposed change is “no change”)	1	0.10%
I disagree with the proposed change of this service outlined in the relevant table	11	1.15%
Not Answered	947	98.75%

### Reason of objecting to proposal

There were 11 responses to this part of the question.



Option	Total	Percent
I could not make necessary journeys without this service	8	0.83%
The journeys I make will be less convenient	1	0.10%
Other	2	0.21%
Not Answered	948	98.85%

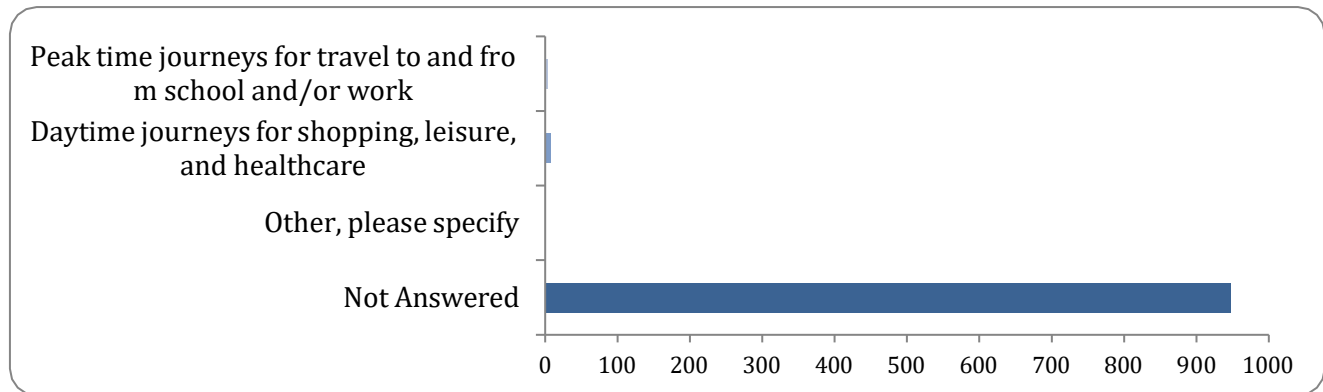
### If other, please specify

There were 6 responses to this part of the question.

**Which journey/s would you like us to prioritise if we continue to provide this service, select one that applies**

### Which journey to prioritise

There were 12 responses to this part of the question.



Option	Total	Percent
<b>Journeys that carry the most passengers</b>	0	0.00%
<b>Peak time journeys for travel to and from school and/or work</b>	3	0.31%
<b>Daytime journeys for shopping, leisure, and healthcare</b>	8	0.83%
<b>Other, please specify</b>	1	0.10%
<b>Not Answered</b>	947	98.75%

#### If other, please specify

There were 4 responses to this part of the question.

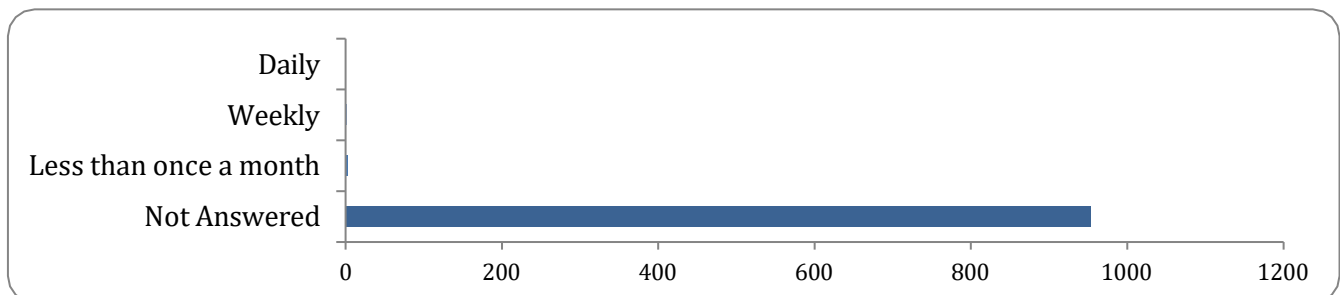
### Service 99A - Chelmsford/Woodham Walter - Monday to Friday

Please tell us how often you use this service,

select one that applies

#### Frequency of use

There were 6 responses to this part of the question.



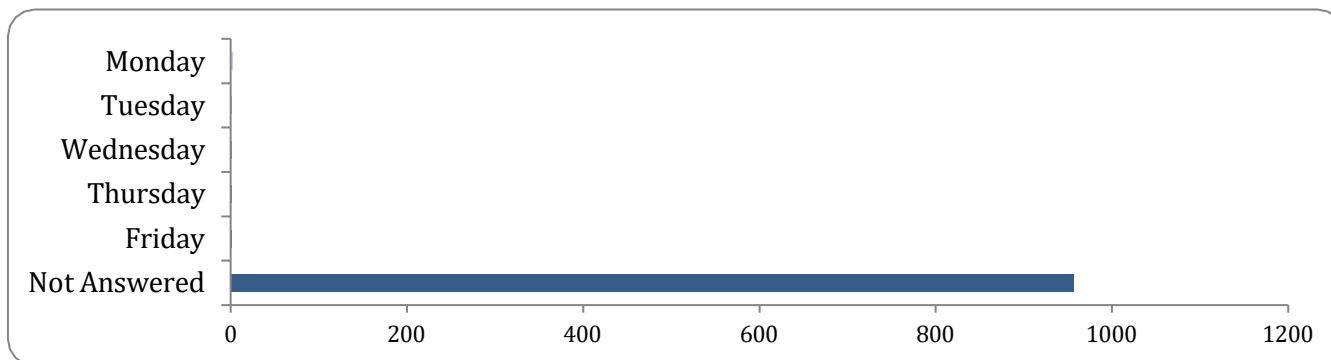
Option	Total	Percent
<b>Daily</b>	1	0.10%
<b>Weekly</b>	2	0.21%
<b>Monthly</b>	0	0.00%

Less than once a month	3	0.31%
Not Answered	953	99.37%

Please specify which day of the week and time of the day you use this service, please select all that apply. (This is a required question)

Time of travel and day of the week - 06:00 - 09:00

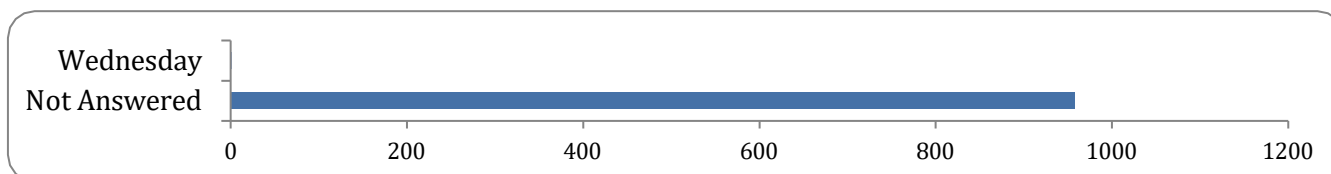
There were 2 responses to this part of the question.



Option	Total	Percent
Monday	2	0.21%
Tuesday	1	0.10%
Wednesday	1	0.10%
Thursday	1	0.10%
Friday	1	0.10%
Not Answered	957	99.79%

Time of travel and day of the week - 09:00 - 12:00

There was 1 response to this part of the question.

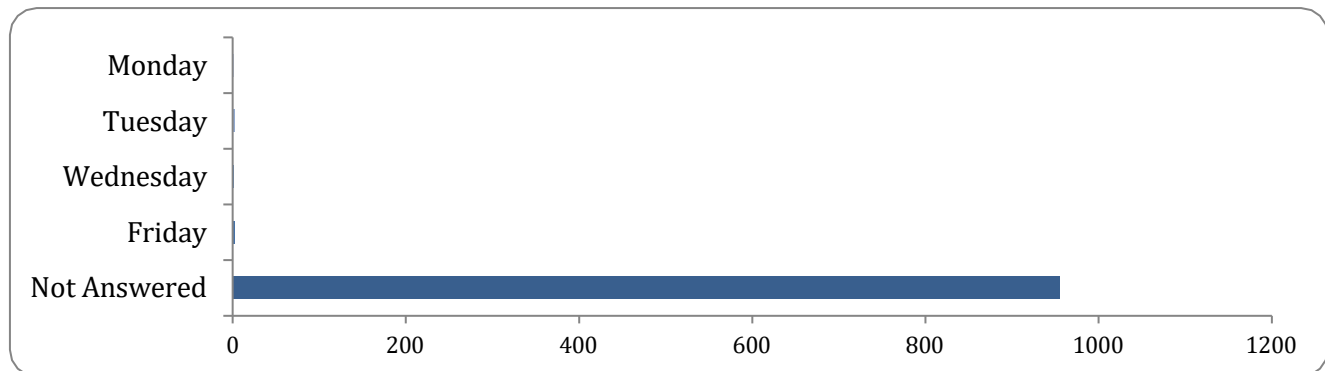


Option	Total	Percent
Monday	0	0.00%
Tuesday	0	0.00%
Wednesday	1	0.10%
Thursday	0	0.00%
Friday	0	0.00%
Not Answered	958	99.90%



### Time of travel and day of the week - 12:00 - 16:00

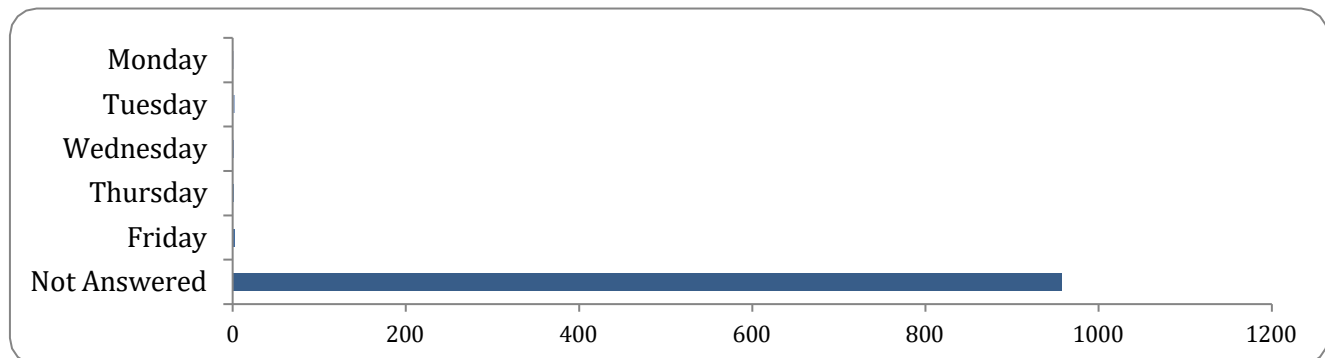
There were 4 responses to this part of the question.



Option	Total	Percent
Monday	1	0.10%
Tuesday	2	0.21%
Wednesday	1	0.10%
Thursday	0	0.00%
Friday	3	0.31%
Not Answered	955	99.58%

### Time of travel and day of the week - 16:00 - 19:00


There were 2 responses to this part of the question.



Option	Total	Percent
Monday	1	0.10%
Tuesday	2	0.21%
Wednesday	1	0.10%
Thursday	1	0.10%
Friday	2	0.21%
Not Answered	957	99.79%

### Time of travel and day of the week - 19:00 onwards

There were 0 responses to this part of the question.

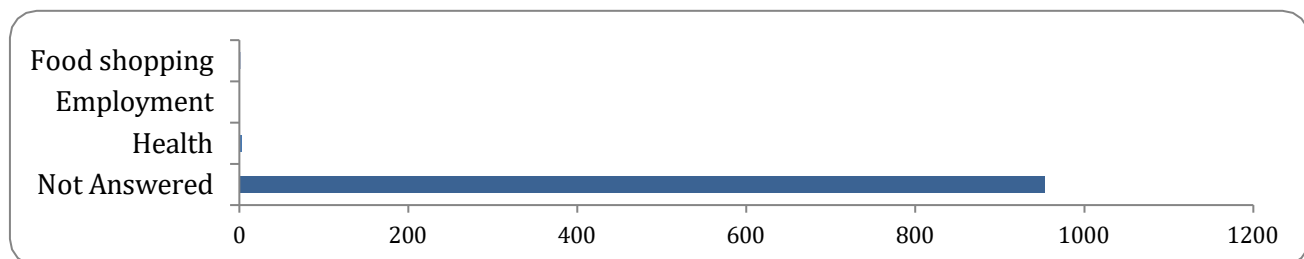


Option	Total	Percent
Monday	0	0.00%
Tuesday	0	0.00%
Wednesday	0	0.00%
Thursday	0	0.00%
Friday	0	0.00%
Not Answered	959	100.00%

### What is the main purpose of your journey/s?

#### Purpose of travel

There were 6 responses to this part of the question.



Option	Total	Percent
Food shopping	2	0.21%
Employment	1	0.10%
Education	0	0.00%
Health	3	0.31%
Social	0	0.00%
Leisure	0	0.00%
Other	0	0.00%
Not Answered	953	99.37%

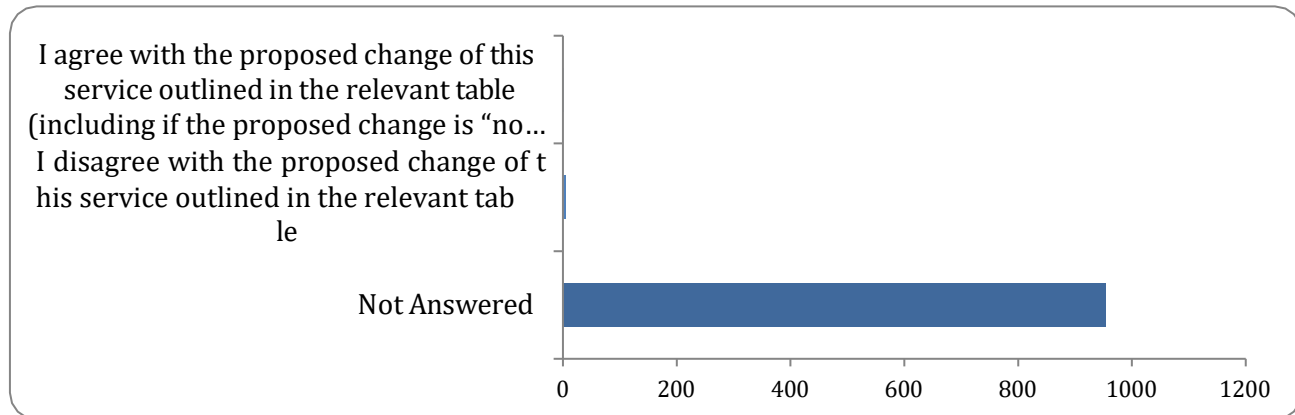
#### If other, please specify

There were 2 responses to this part of the question.

## Do you agree with the ECC proposed change in relation to this service?

### Agree or disagree with proposal

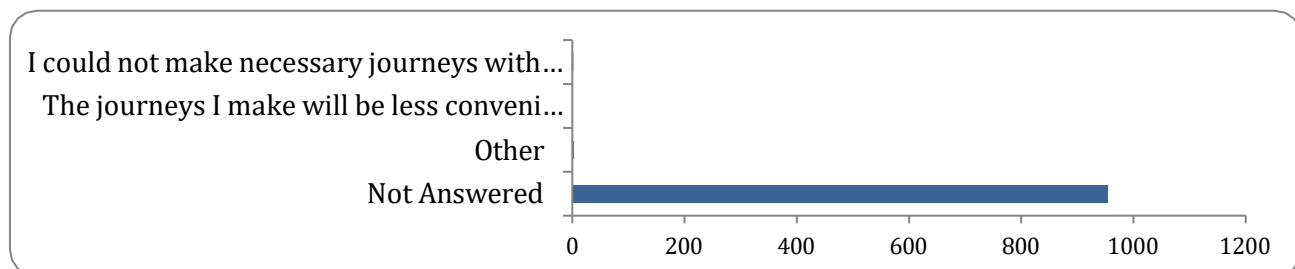
There were 6 responses to this part of the question.



Option	Total	Percent
I agree with the proposed change of this service outlined in the relevant table (including if the proposed change is "no change")	1	0.10%
I disagree with the proposed change of this service outlined in the relevant table	5	0.52%
Not Answered	953	99.37%

### Reason of objecting to proposal

There were 5 responses to this part of the question.



Option	Total	Percent
I could not make necessary journeys without this service	2	0.21%
The journeys I make will be less convenient	1	0.10%
Other	2	0.21%
Not Answered	954	99.48%

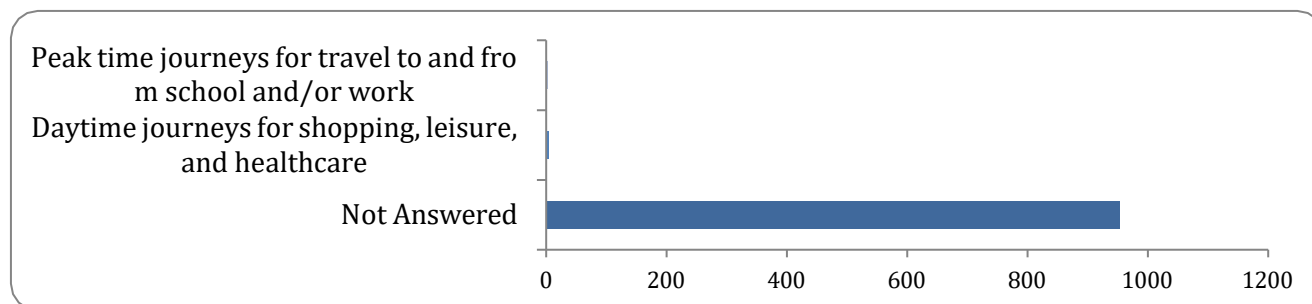
### If other, please specify

There were 5 responses to this part of the question.

## Which journey/s would you like us to prioritise if we continue to provide this service, select one that applies

### Which journey to prioritise

There were 6 responses to this part of the question.



Option	Total	Percent
Journeys that carry the most passengers	0	0.00%
Peak time journeys for travel to and from school and/or work	2	0.21%
Daytime journeys for shopping, leisure, and healthcare	4	0.42%
Other, please specify	0	0.00%
Not Answered	953	99.37%

### If other, please specify

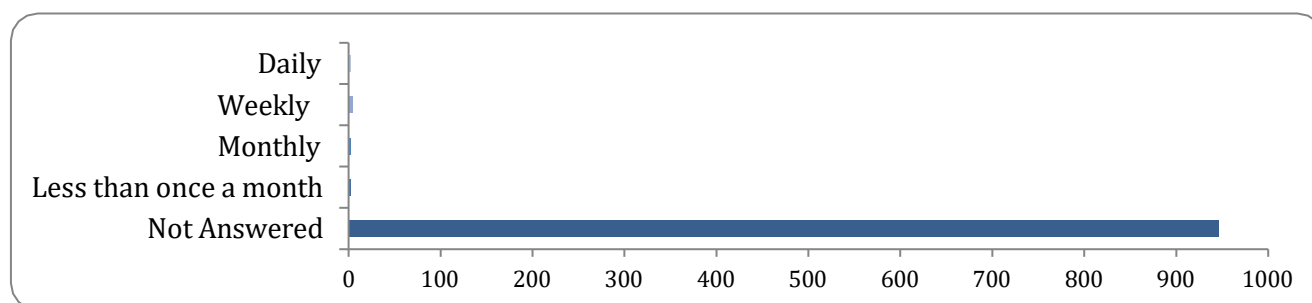
There was 1 response to this part of the question.

## Service 371/71 - Oxney Green/Chelmer Village - Sunday & Public Holidays only

## Please tell us how often you use this service, select one that applies

### Frequency of use

There were 13 responses to this part of the question.

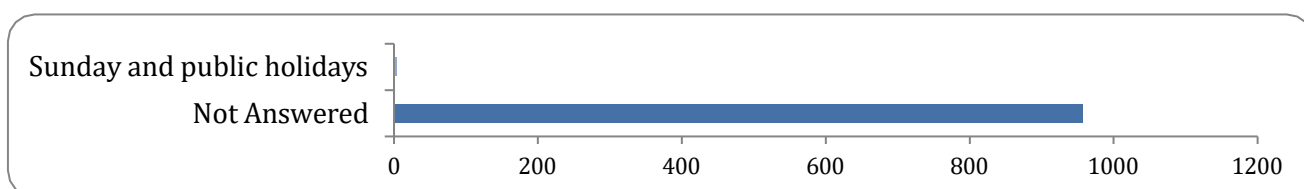


Option	Total	Percent
Daily	3	0.31%
Weekly	5	0.52%
Monthly	2	0.21%
Less than once a month	3	0.31%
Not Answered	946	98.64%

Please specify which day of the week and time of the day you use this service, please select all that apply. (This is a required question)

#### Time of travel and day of the week - 06:00 - 09:00

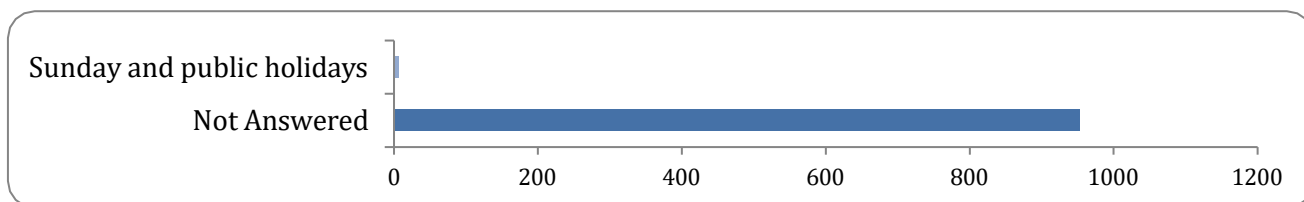
There were 3 responses to this part of the question.



Option	Total	Percent
Sunday and public holidays	3	0.31%
Not Answered	956	99.69%

#### Time of travel and day of the week - 09:00 - 12:00

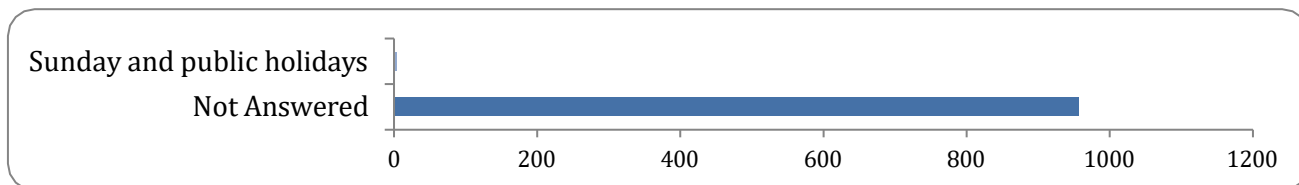
There were 6 responses to this part of the question.



Option	Total	Percent
Sunday and public holidays	6	0.63%
Not Answered	953	99.37%

#### Time of travel and day of the week - 12:00 - 16:00

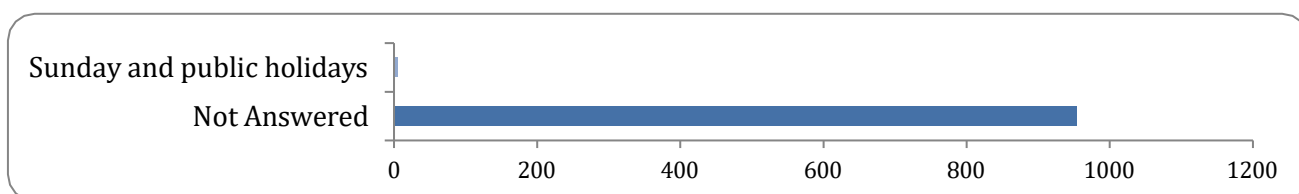
There were 3 responses to this part of the question.



Option	Total	Percent
Sunday and public holidays	3	0.31%
Not Answered	956	99.69%

#### Time of travel and day of the week - 16:00 - 19:00

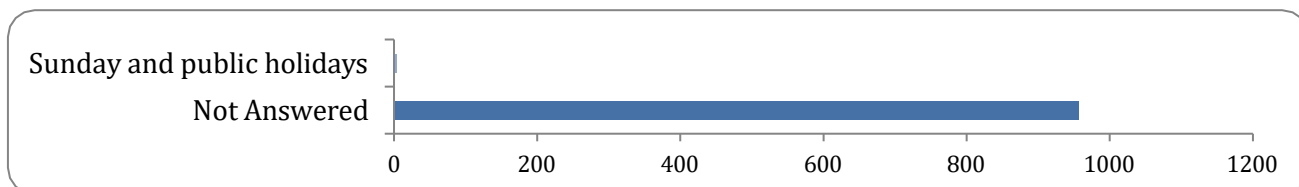
There were 5 responses to this part of the question.



Option	Total	Percent
Sunday and public holidays	5	0.52%
Not Answered	954	99.48%

#### Time of travel and day of the week - 19:00 onwards

There were 3 responses to this part of the question.

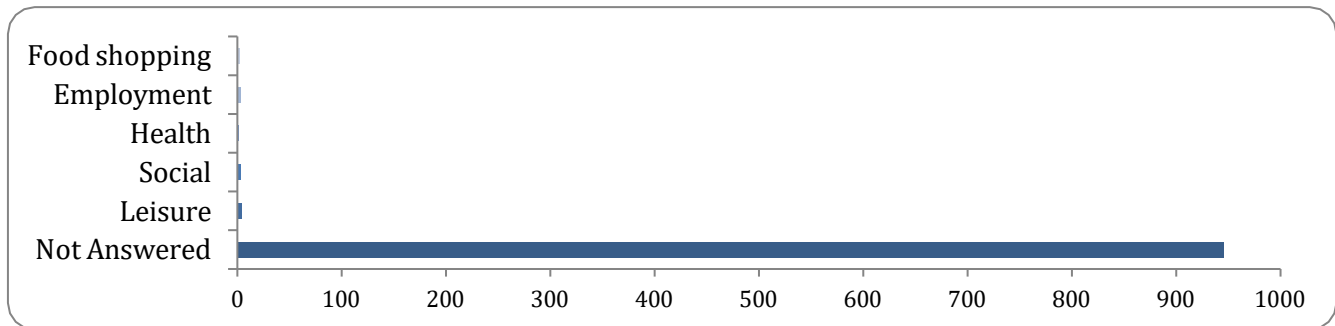


Option	Total	Percent
Sunday and public holidays	3	0.31%
Not Answered	956	99.69%

### What is the main purpose of your journey/s?

#### Purpose of travel

There were 13 responses to this part of the question.



Option	Total	Percent
Food shopping	2	0.21%
Employment	3	0.31%
Education	0	0.00%
Health	1	0.10%
Social	3	0.31%
Leisure	4	0.42%
Other	0	0.00%
Not Answered	946	98.64%

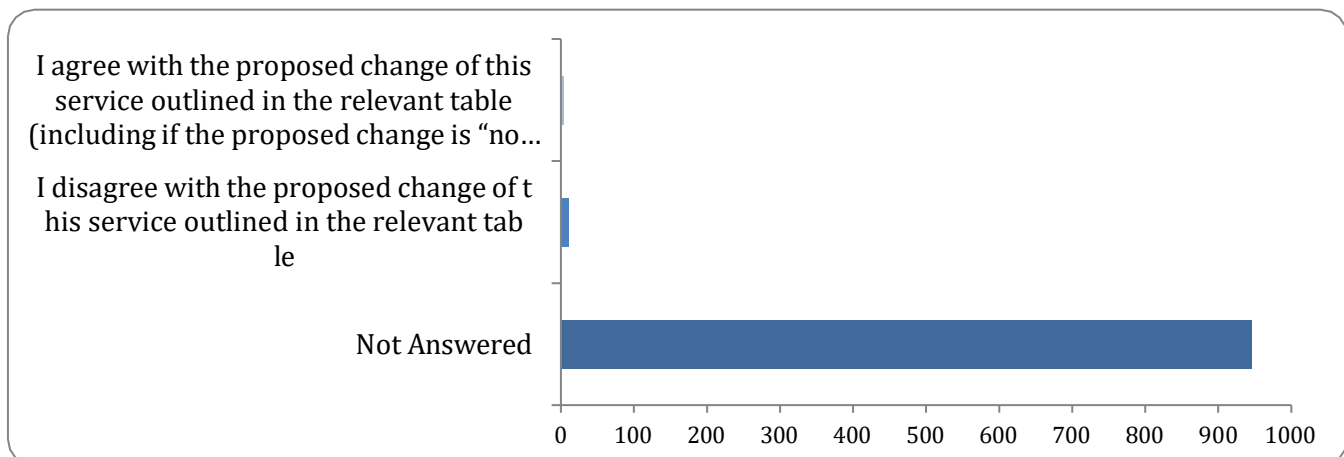
#### If other, please specify

There were 0 responses to this part of the question.

#### Do you agree with the ECC proposed change in relation to this service?

##### Agree or disagree with proposal

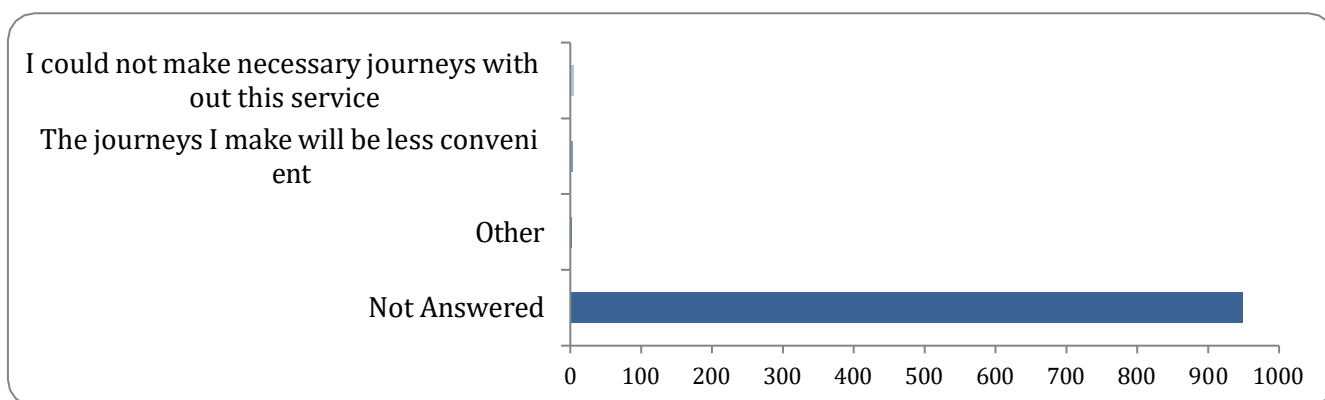
There were 13 responses to this part of the question.



Option	Total	Percent
I agree with the proposed change of this service outlined in the relevant table (including if the proposed change is “no change”)	3	0.31%
I disagree with the proposed change of this service outlined in the relevant table	10	1.04%
Not Answered	946	98.64%

### Reason of objecting to proposal

There were 10 responses to this part of the question.



Option	Total	Percent
I could not make necessary journeys without this service	5	0.52%
The journeys I make will be less convenient	3	0.31%
Other	2	0.21%
Not Answered	949	98.96%

### If other, please specify

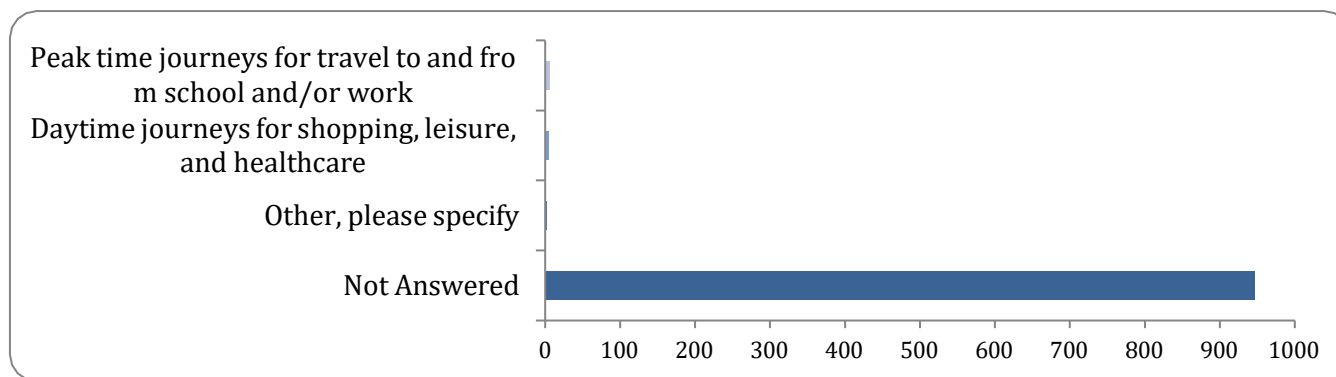
There were 4 responses to this part of the question.

**Which journey/s would you like us to prioritise if we continue to provide this service, select one that applies**

### Which journey to prioritise

There were 13 responses to this part of the question.





Option	Total	Percent
Journeys that carry the most passengers	0	0.00%
Peak time journeys for travel to and from school and/or work	6	0.63%
Daytime journeys for shopping, leisure, and healthcare	5	0.52%
Other, please specify	2	0.21%
Not Answered	946	98.64%

#### If other, please specify

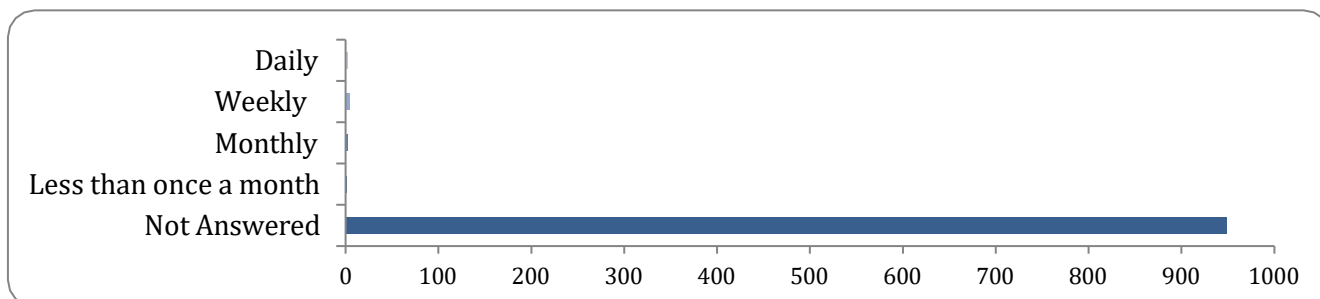
There were 4 responses to this part of the question.

### Service C7/C57 - Chelmsford/Galleywood - Monday to Saturday Evenings only

Please tell us how often you use this service,  
select one that applies

#### Frequency of use

There were 10 responses to this part of the question.



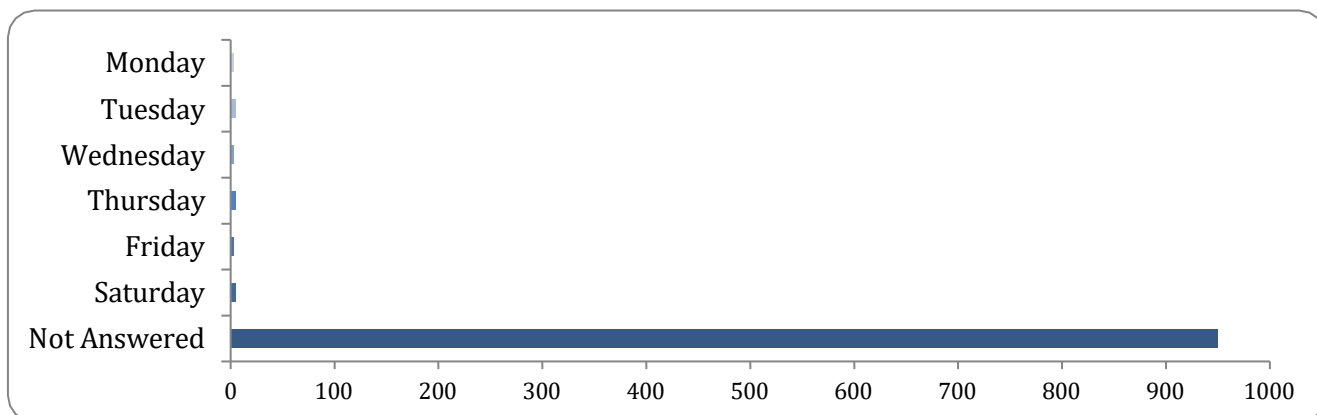
Option	Total	Percent
Daily	2	0.21%
Weekly	5	0.52%
Monthly	2	0.21%

Less than once a month	1	0.10%
Not Answered	949	98.96%

Please specify which day of the week and time of the day you use this service, please select all that apply. (This is a required question)

Time of travel and day of the week - 19:00 onwards

There were 9 responses to this part of the question.

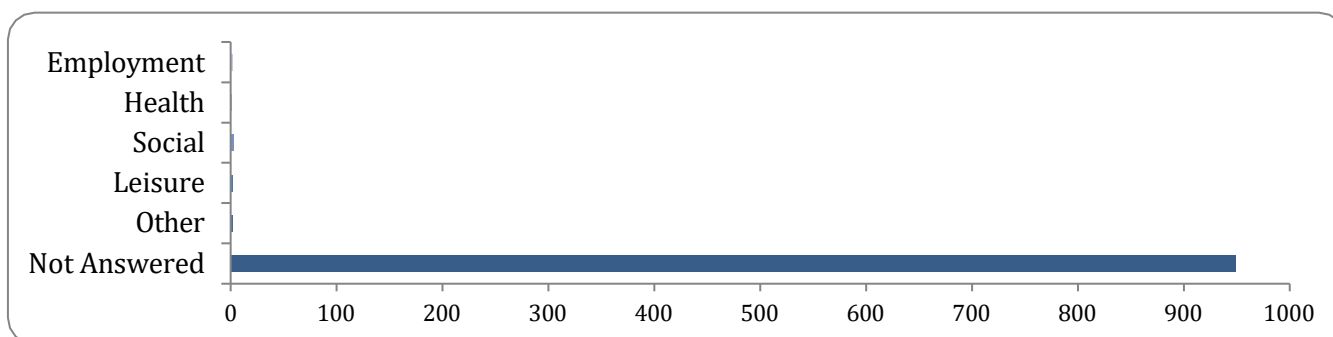


Option	Total	Percent
Monday	3	0.31%
Tuesday	5	0.52%
Wednesday	3	0.31%
Thursday	5	0.52%
Friday	3	0.31%
Saturday	5	0.52%
Not Answered	950	99.06%

What is the main purpose of your journey/s?

Purpose of travel

There were 10 responses to this part of the question.



Option	Total	Percent
Food shopping	0	0.00%
Employment	2	0.21%
Education	0	0.00%
Health	1	0.10%
Social	3	0.31%
Leisure	2	0.21%
Other	2	0.21%
Not Answered	949	98.96%

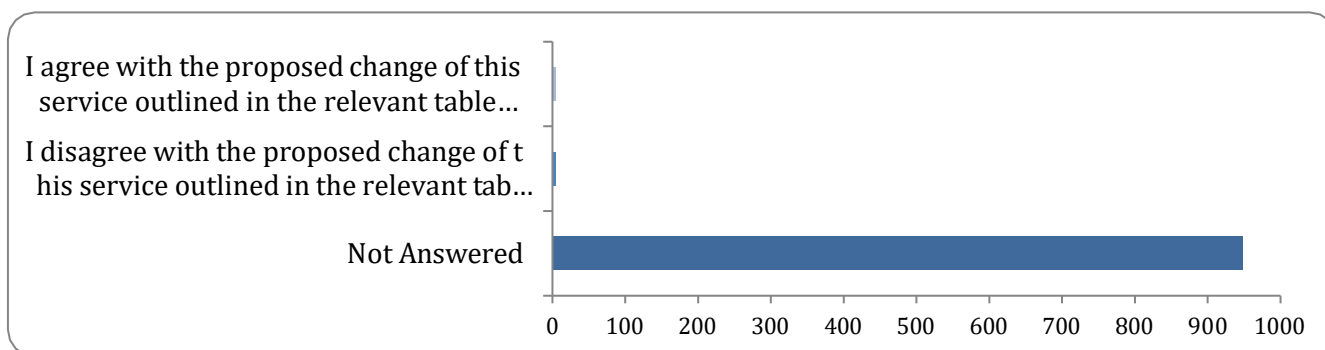
#### If other, please specify

There were 4 responses to this part of the question.

### Do you agree with the ECC proposed change in relation to this service?

#### Agree or disagree with proposal

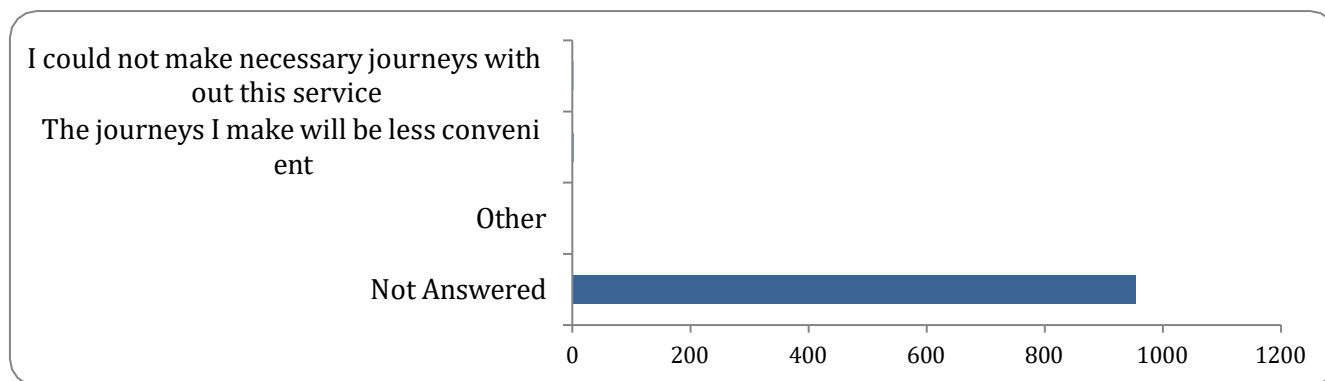
There were 10 responses to this part of the question.



Option	Total	Percent
I agree with the proposed change of this service outlined in the relevant table (including if the proposed change is “no change”)	5	0.52%
I disagree with the proposed change of this service outlined in the relevant table	5	0.52%
Not Answered	949	98.96%

#### Reason of objecting to proposal

There were 5 responses to this part of the question.



Option	Total	Percent
I could not make necessary journeys without this service	2	0.21%
The journeys I make will be less convenient	2	0.21%
Other	1	0.10%
Not Answered	954	99.48%

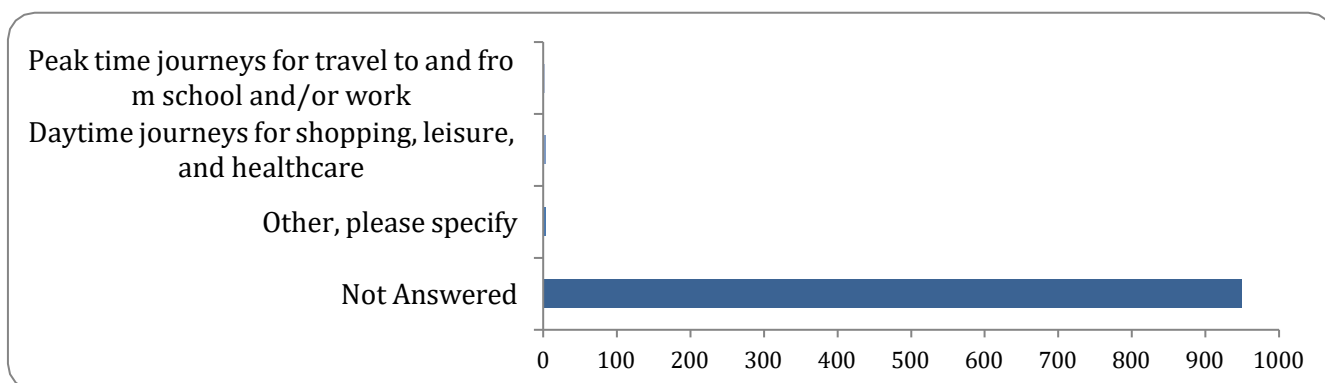
#### If other, please specify

There were 2 responses to this part of the question.

**Which journey/s would you like us to prioritise if we continue to provide this service, select one that applies**

#### Which journey to prioritise

There were 10 responses to this part of the question.



Option	Total	Percent
Journeys that carry the most passengers	0	0.00%
Peak time journeys for travel to and from school and/or work	2	0.21%
Daytime journeys for shopping, leisure, and healthcare	4	0.42%
Other, please specify	4	0.42%
Not Answered	949	98.96%

If other, please specify

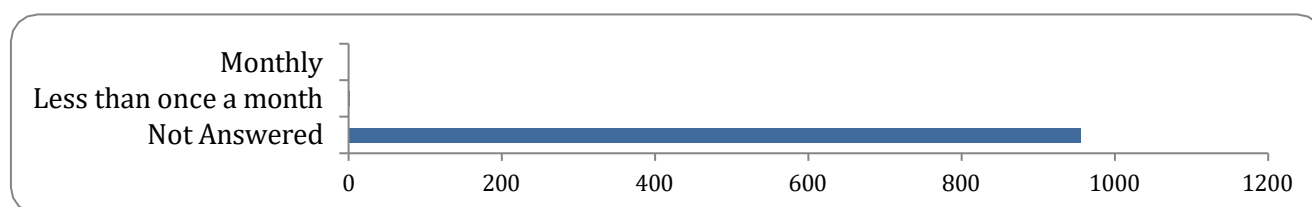
There were 5 responses to this part of the question.

### **Service 94 - South Woodham/South Woodham - Sunday & Public Holidays only**

Please tell us how often you use this service,  
select one that applies

**Frequency of use**

There were 3 responses to this part of the question.

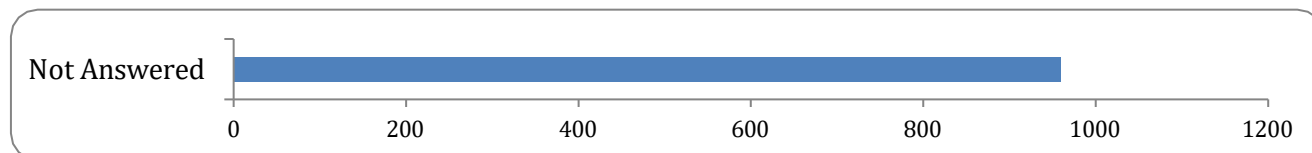


Option	Total	Percent
Daily	0	0.00%
Weekly	0	0.00%
Monthly	1	0.10%
Less than once a month	2	0.21%
Not Answered	956	99.69%

Please specify which day of the week and time of the day you use this service, please  
select all that apply. (This is a required question)

**Time of travel and day of the week - 06:00 - 09:00**

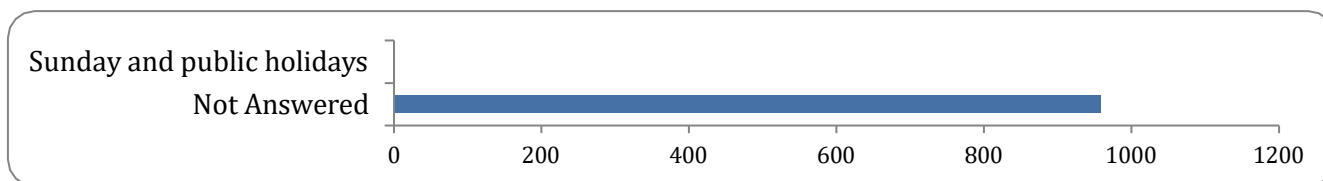
There were 0 responses to this part of the question.



Option	Total	Percent
Sunday and public holidays	0	0.00%
Not Answered	959	100.00%

**Time of travel and day of the week - 09:00 - 12:00**

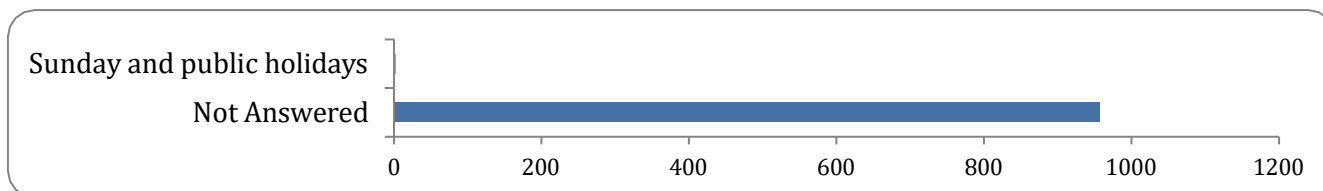
There was 1 response to this part of the question.



Option	Total	Percent
Sunday and public holidays	1	0.10%
Not Answered	958	99.90%

### Time of travel and day of the week - 12:00 - 16:00


There were 2 responses to this part of the question.



Option	Total	Percent
Sunday and public holidays	2	0.21%
Not Answered	957	99.79%

### Time of travel and day of the week - 16:00 - 19:00


There were 0 responses to this part of the question.



Option	Total	Percent
Sunday and public holidays	0	0.00%
Not Answered	959	100.00%

### Time of travel and day of the week - 19:00 onwards

There were 0 responses to this part of the question.

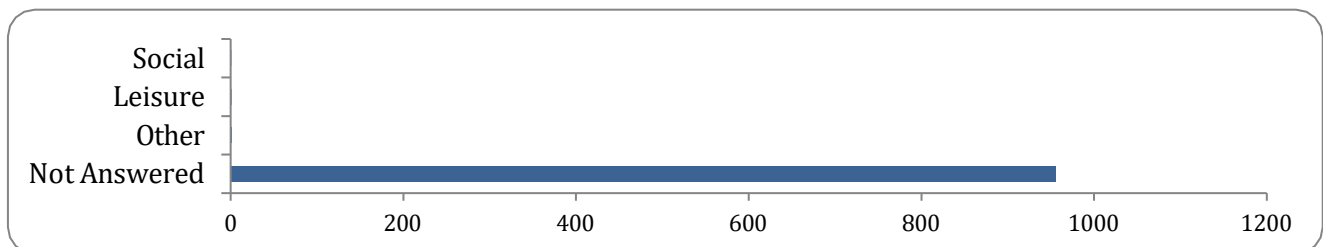


Option	Total	Percent
Sunday and public holidays	0	0.00%
Not Answered	959	100.00%

## What is the main purpose of your journey/s?

### Purpose of travel

There were 3 responses to this part of the question.



Option	Total	Percent
Food shopping	0	0.00%
Employment	0	0.00%
Education	0	0.00%
Health	0	0.00%
Social	1	0.10%
Leisure	1	0.10%
Other	1	0.10%
Not Answered	956	99.69%

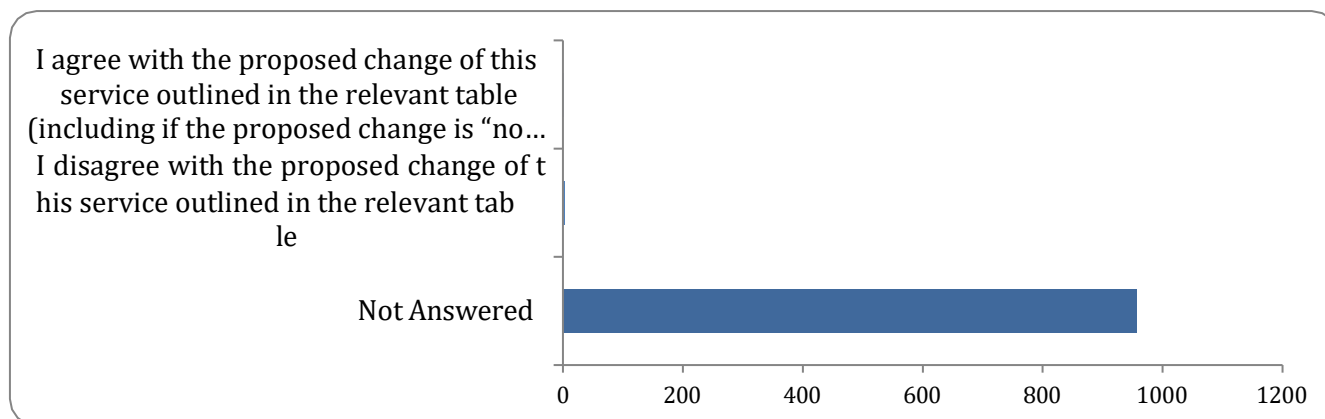
### If other, please specify

There was 1 response to this part of the question.

## Do you agree with the ECC proposed change in relation to this service?

### Agree or disagree with proposal

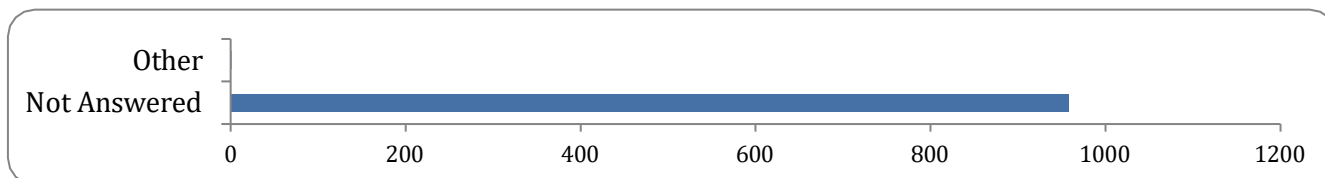
There were 3 responses to this part of the question.



Option	Total	Percent
I agree with the proposed change of this service outlined in the relevant table (including if the proposed change is “no...”	1	0.10%
I disagree with the proposed change of this service outlined in the relevant table	2	0.21%
Not Answered	956	99.69%

### Reason of objecting to proposal

There was 1 response to this part of the question.



Option	Total	Percent
I could not make necessary journeys without this service	0	0.00%
The journeys I make will be less convenient	0	0.00%
Other	1	0.10%
Not Answered	958	99.90%

### If other, please specify

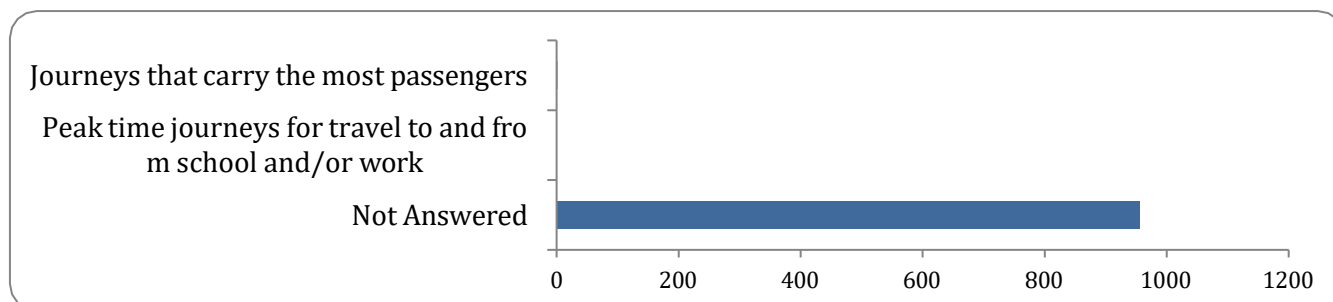
There was 1 response to this part of the question.

**Which journey/s would you like us to prioritise if we continue to provide this service, select one that applies**

### Which journey to prioritise

There were 3 responses to this part of the question.





Option	Total	Percent
Journeys that carry the most passengers	2	0.21%
Peak time journeys for travel to and from school and/or work	1	0.10%
Daytime journeys for shopping, leisure, and healthcare	0	0.00%
Other, please specify	0	0.00%
Not Answered	956	99.69%

#### If other, please specify

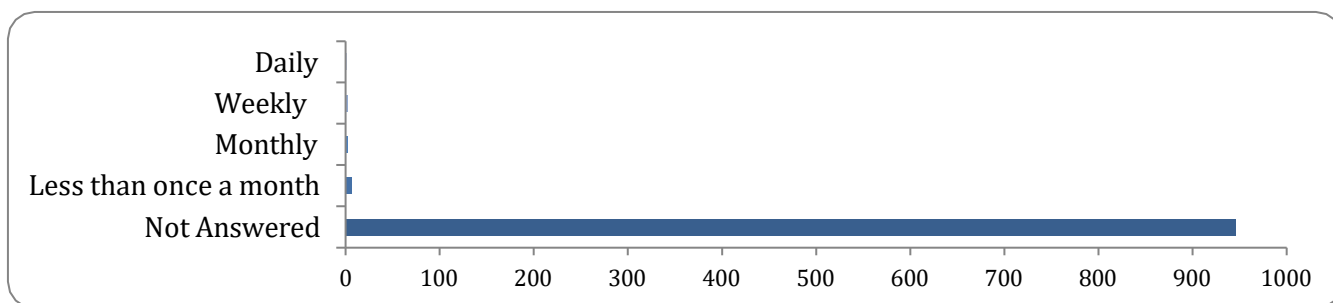
There were 0 responses to this part of the question.

### Service 256 - Basildon/Ramsden Heath - Tuesday, Thursday, Saturday only

Please tell us how often you use this service,  
select one that applies

#### Frequency of use

There were 13 responses to this part of the question.




Option	Total	Percent
Daily	1	0.10%
Weekly	2	0.21%
Monthly	3	0.31%
Less than once a month	7	0.73%
Not Answered	946	98.64%

Please specify which day of the week and time of the day you use this service, please select all that apply. (This is a required question)

**Time of travel and day of the week - 06:00 - 09:00**

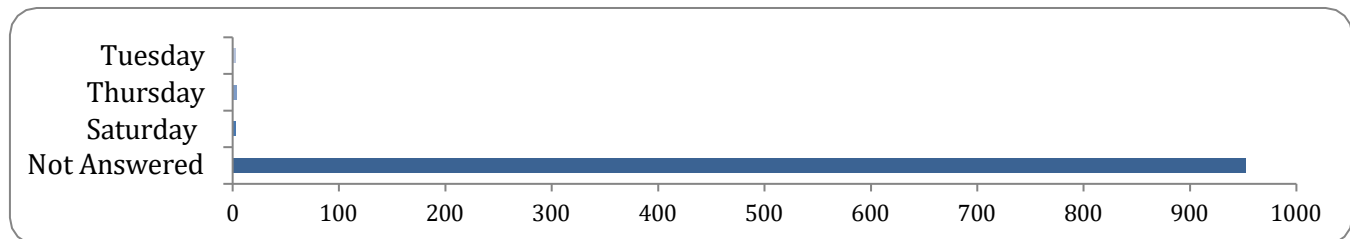
There were 0 responses to this part of the question.



Option	Total	Percent
Tuesday	0	0.00%
Thursday	0	0.00%
Saturday	0	0.00%
Not Answered	959	100.00%

**Time of travel and day of the week - 09:00 - 12:00**

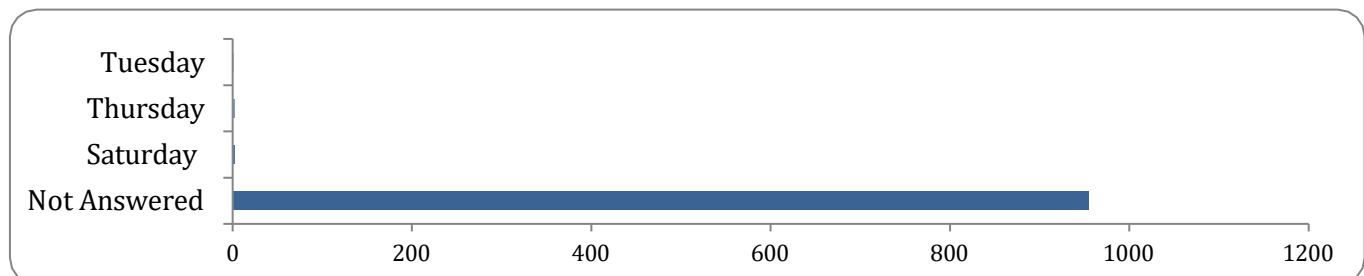
There were 7 responses to this part of the question.



Option	Total	Percent
Tuesday	3	0.31%
Thursday	4	0.42%
Saturday	3	0.31%
Not Answered	952	99.27%

**Time of travel and day of the week - 12:00 - 16:00**

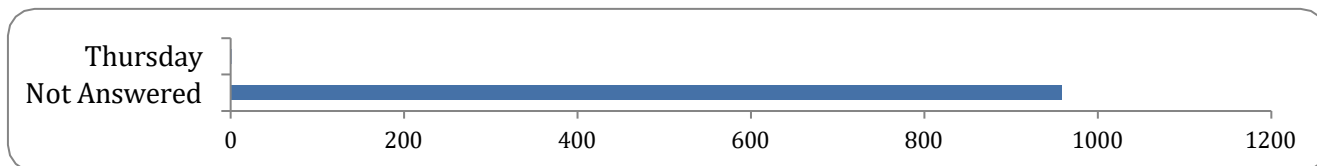
There were 4 responses to this part of the question.



Option	Total	Percent
Tuesday	1	0.10%
Thursday	2	0.21%
Saturday	3	0.31%
Not Answered	955	99.58%

#### Time of travel and day of the week - 16:00 - 19:00

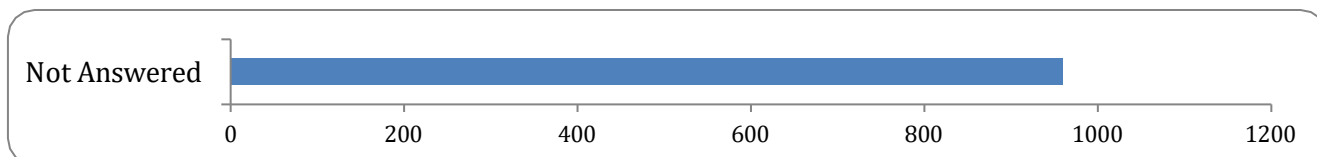
There was 1 response to this part of the question.



Option	Total	Percent
Tuesday	0	0.00%
Thursday	1	0.10%
Saturday	0	0.00%
Not Answered	958	99.90%

#### Time of travel and day of the week - 19:00 onwards

There were 0 responses to this part of the question.

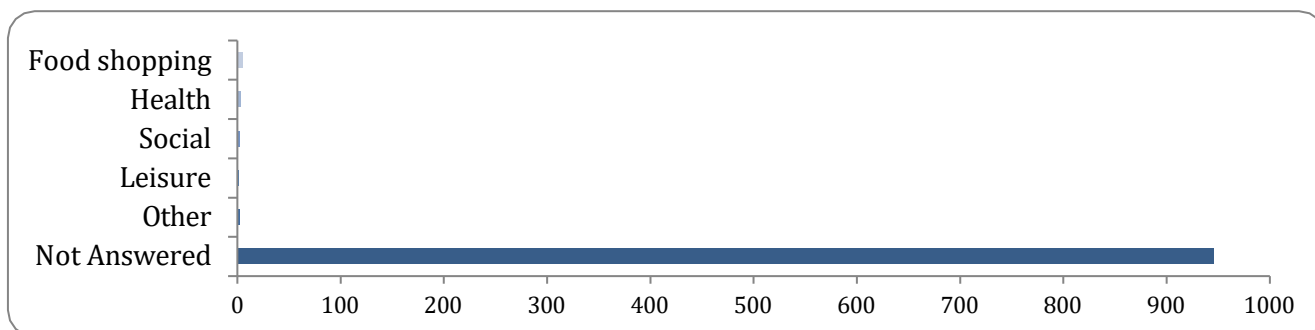


Option	Total	Percent
Tuesday	0	0.00%
Thursday	0	0.00%
Saturday	0	0.00%
Not Answered	959	100.00%

#### What is the main purpose of your journey/s?

##### Purpose of travel

There were 13 responses to this part of the question.



Option	Total	Percent
Food shopping	5	0.52%
Employment	0	0.00%
Education	0	0.00%
Health	3	0.31%
Social	2	0.21%
Leisure	1	0.10%
Other	2	0.21%
Not Answered	946	98.64%

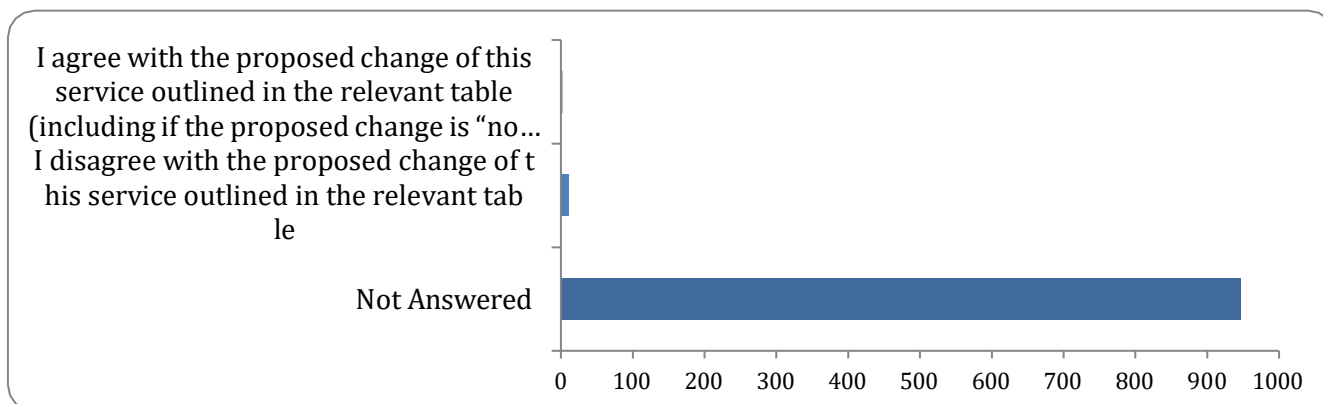
#### If other, please specify

There were 2 responses to this part of the question.

### Do you agree with the ECC proposed change in relation to this service?

#### Agree or disagree with proposal

There were 13 responses to this part of the question.

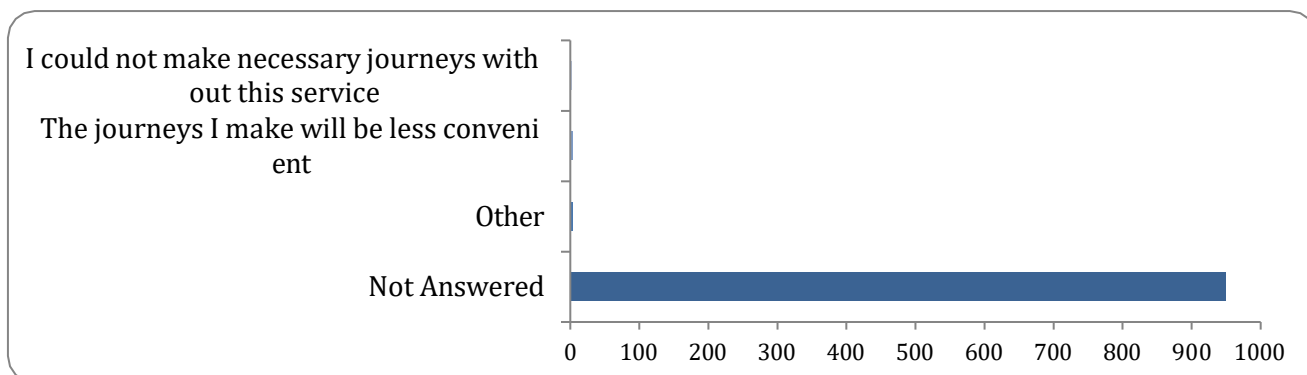


Option	Total	Percent
I agree with the proposed change of this service outlined in the relevant table (including if the proposed change is "no change")	2	0.21%
I disagree with the proposed change of this service outlined in the relevant table	11	1.15%

<b>Not Answered</b>	946	98.64%
---------------------	-----	--------

### Reason of objecting to proposal

There were 10 responses to this part of the question.



Option	Total	Percent
<b>I could not make necessary journeys without this service</b>	2	0.21%
<b>The journeys I make will be less convenient</b>	4	0.42%
<b>Other</b>	4	0.42%
<b>Not Answered</b>	949	98.96%

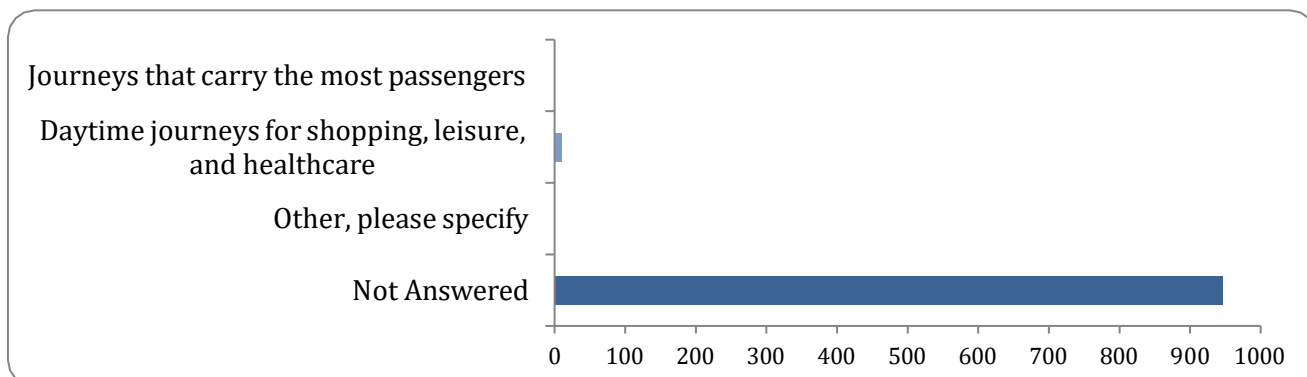
### If other, please specify

There were 6 responses to this part of the question.

**Which journey/s would you like us to prioritise if we continue to provide this service, select one that applies**

### Which journey to prioritise

There were 13 responses to this part of the question.



Option	Total	Percent
Journeys that carry the most passengers	1	0.10%
Peak time journeys for travel to and from school and/or work	0	0.00%
Daytime journeys for shopping, leisure, and healthcare	11	1.15%
Other, please specify	1	0.10%
Not Answered	946	98.64%

If other, please specify

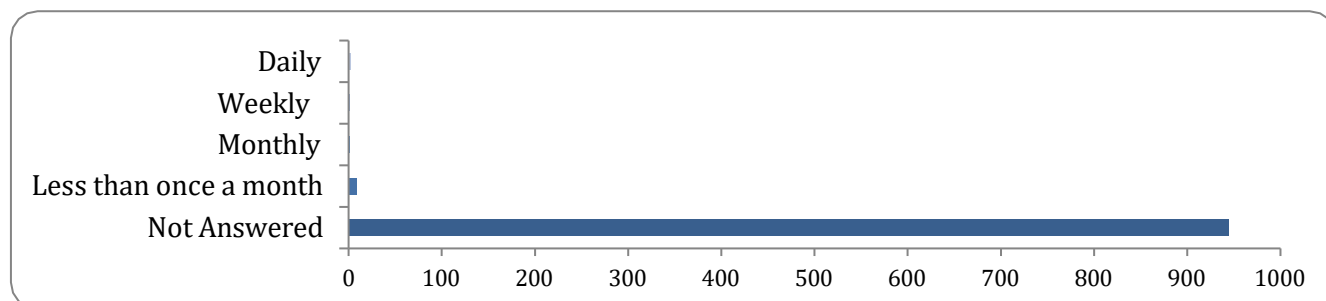
There were 3 responses to this part of the question.

### Service 552 - Ramsden Heath/Billericay Station - Monday to Friday

Please tell us how often you use this service,  
select one that applies

Frequency of use

There were 14 responses to this part of the question.

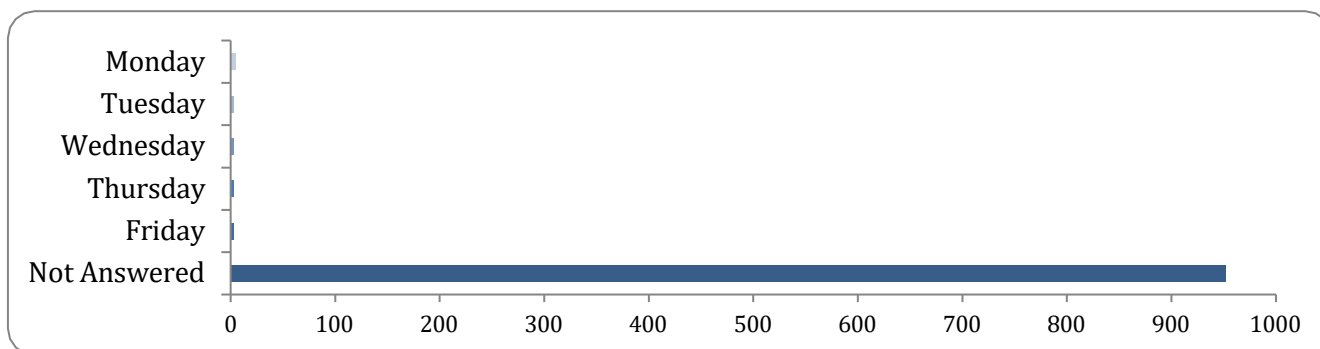


Option	Total	Percent
Daily	3	0.31%
Weekly	1	0.10%
Monthly	1	0.10%
Less than once a month	9	0.94%
Not Answered	945	98.54%

Please specify which day of the week and time of the day you use this service, please  
select all that apply. (This is a required question)

Time of travel and day of the week - 06:00 - 09:00

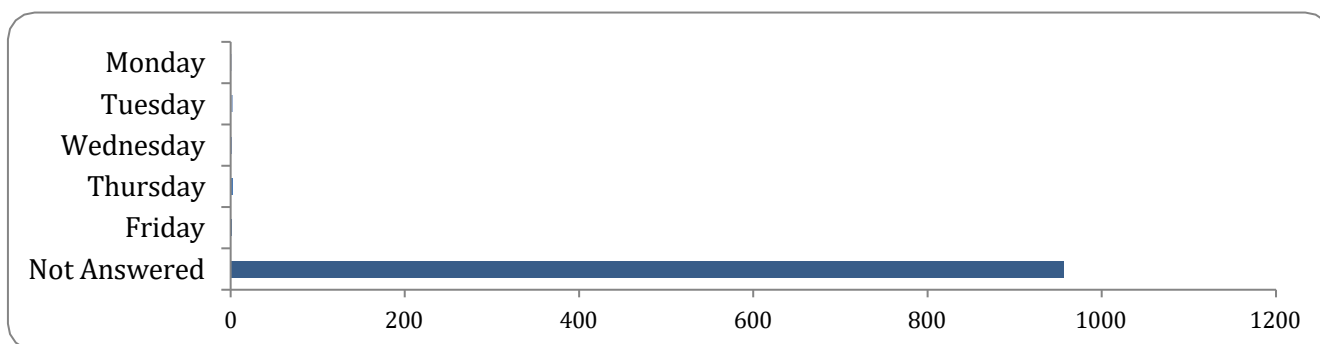
There were 7 responses to this part of the question.



Option	Total	Percent
Monday	5	0.52%
Tuesday	3	0.31%
Wednesday	3	0.31%
Thursday	3	0.31%
Friday	3	0.31%
Not Answered	952	99.27%

#### Time of travel and day of the week - 09:00 - 12:00

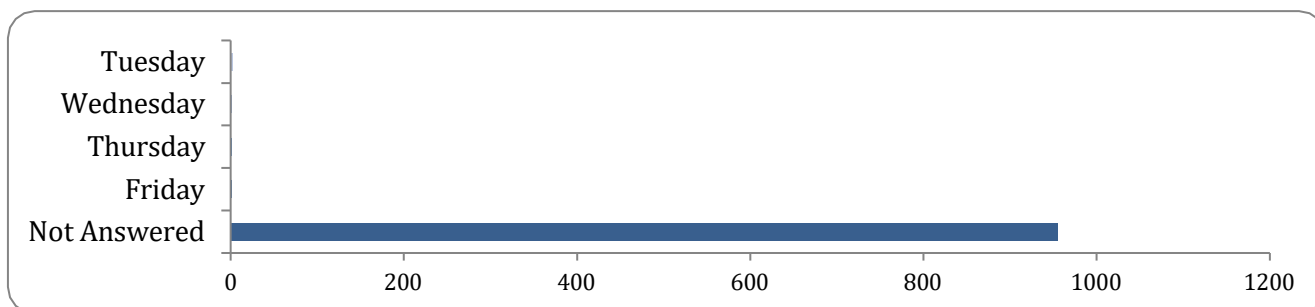
There were 2 responses to this part of the question.



Option	Total	Percent
Monday	1	0.10%
Tuesday	2	0.21%
Wednesday	1	0.10%
Thursday	2	0.21%
Friday	1	0.10%
Not Answered	957	99.79%

#### Time of travel and day of the week - 12:00 - 16:00

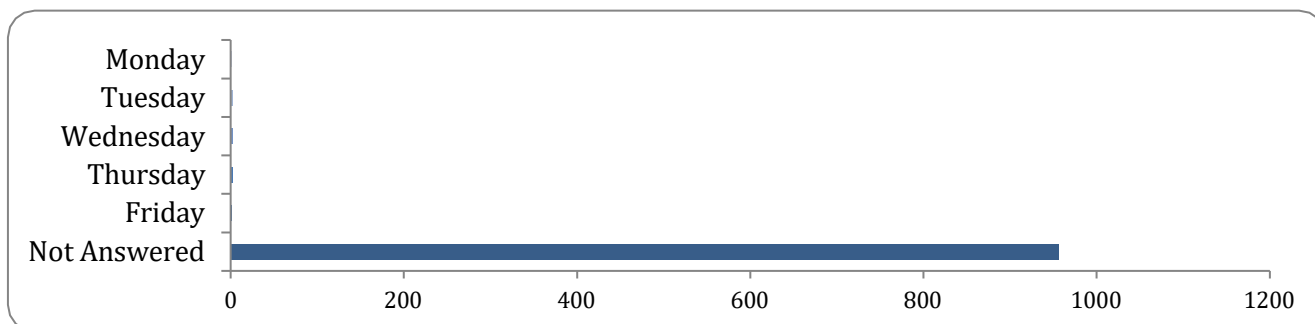
There were 4 responses to this part of the question.



Option	Total	Percent
Monday	0	0.00%
Tuesday	2	0.21%
Wednesday	1	0.10%
Thursday	1	0.10%
Friday	1	0.10%
Not Answered	955	99.58%

#### Time of travel and day of the week - 16:00 - 19:00

There were 3 responses to this part of the question.

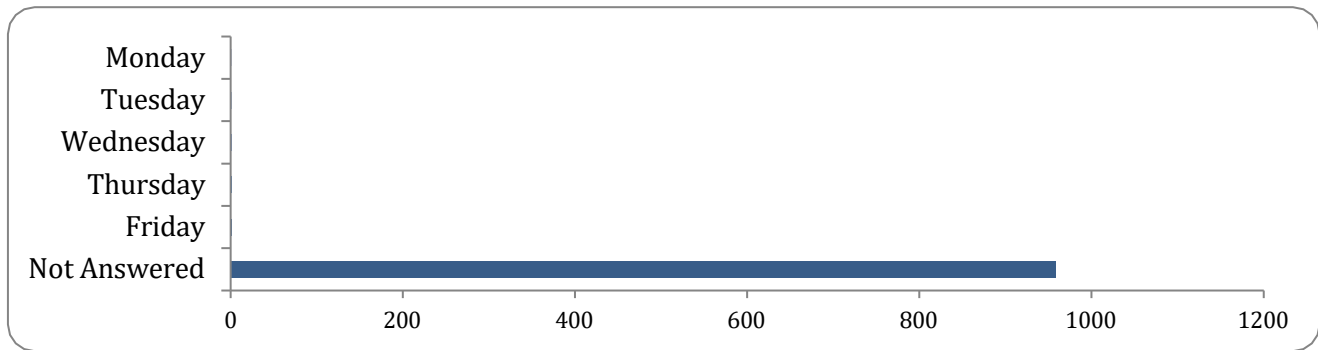


Option	Total	Percent
Monday	1	0.10%
Tuesday	3	0.31%
Wednesday	2	0.21%
Thursday	3	0.31%
Friday	1	0.10%
Not Answered	956	99.69%

#### Time of travel and day of the week - 19:00 onwards

There was 1 response to this part of the question.



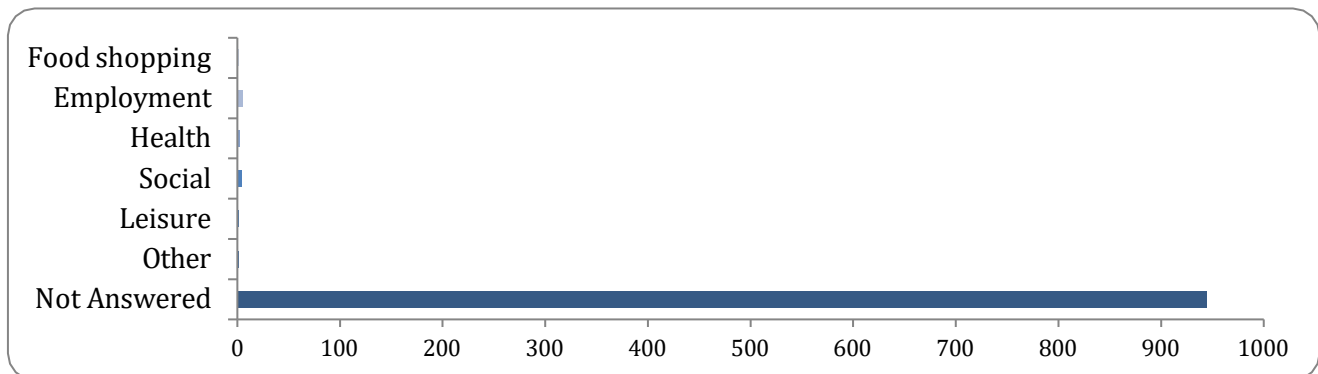


Option	Total	Percent
Monday	1	0.10%
Tuesday	1	0.10%
Wednesday	1	0.10%
Thursday	1	0.10%
Friday	1	0.10%
Not Answered	958	99.90%

### What is the main purpose of your journey/s?

#### Purpose of travel

There were 14 responses to this part of the question.



Option	Total	Percent
Food shopping	1	0.10%
Employment	5	0.52%
Education	0	0.00%
Health	2	0.21%
Social	4	0.42%
Leisure	1	0.10%
Other	1	0.10%
Not Answered	945	98.54%

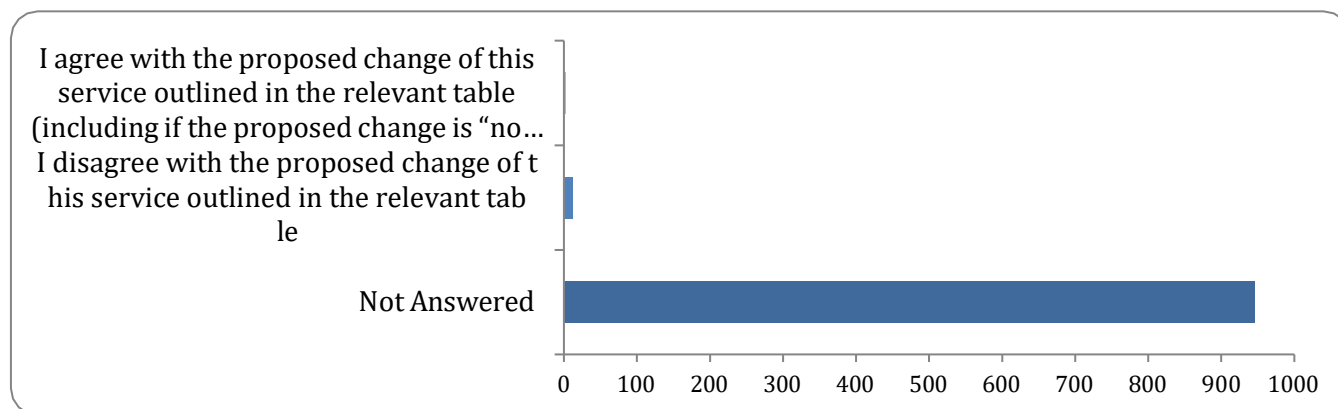
### If other, please specify

There was 1 response to this part of the question.

### Do you agree with the ECC proposed change in relation to this service?

#### Agree or disagree with proposal

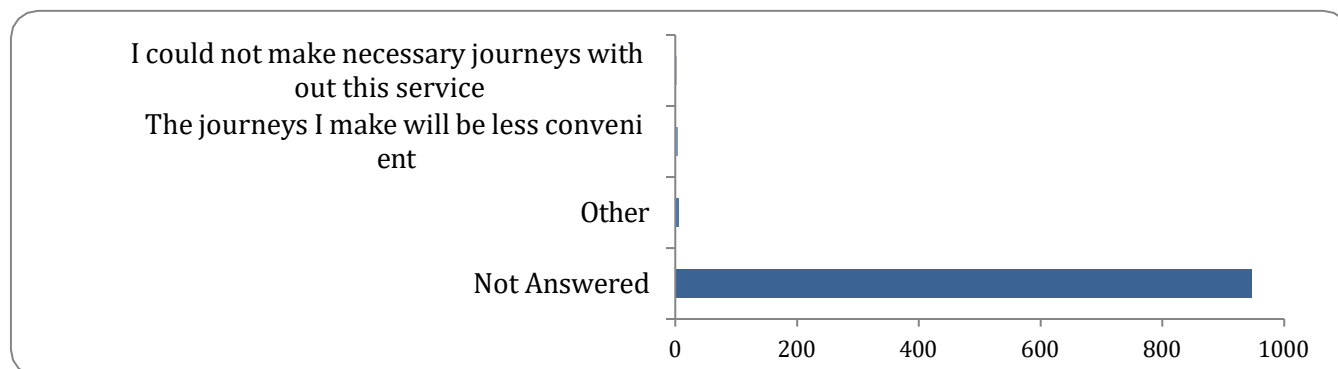
There were 14 responses to this part of the question.



Option	Total	Percent
I agree with the proposed change of this service outlined in the relevant table (including if the proposed change is "no change")	2	0.21%
I disagree with the proposed change of this service outlined in the relevant table	12	1.25%
Not Answered	945	98.54%

### Reason of objecting to proposal

There were 12 responses to this part of the question.



Option	Total	Percent
I could not make necessary journeys without this service	3	0.31%
The journeys I make will be less convenient	4	0.42%

Other	5	0.52%
Not Answered	947	98.75%

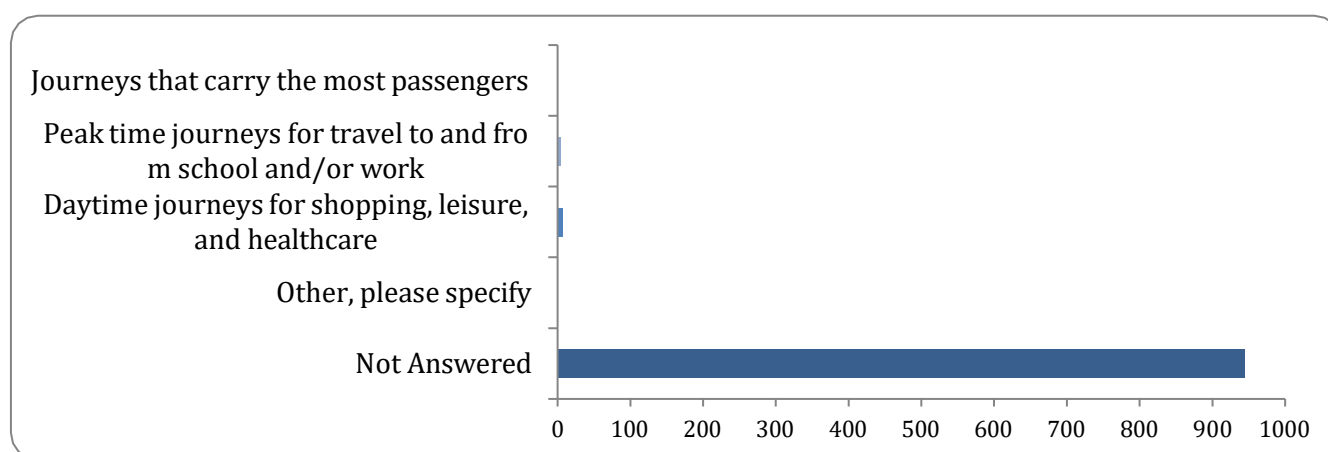
#### If other, please specify

There were 7 responses to this part of the question.

**Which journey/s would you like us to prioritise if we continue to provide this service, select one that applies**

#### Which journey to prioritise

There were 14 responses to this part of the question.



Option	Total	Percent
Journeys that carry the most passengers	1	0.10%
Peak time journeys for travel to and from school and/or work	5	0.52%
Daytime journeys for shopping, leisure, and healthcare	7	0.73%
Other, please specify	1	0.10%
Not Answered	945	98.54%

#### If other, please specify

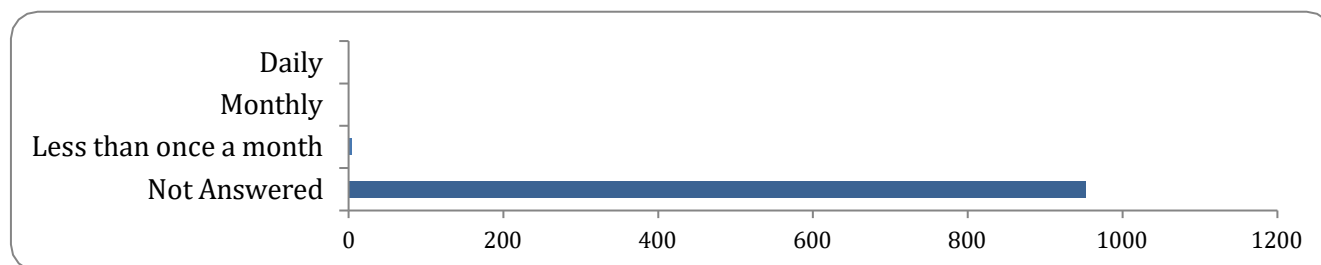
There were 4 responses to this part of the question.

### Service C56 - Chelmsford/Galleywood - Sunday & Public Holidays only

**Please tell us how often you use this service, select one that applies**

#### Frequency of use

There were 6 responses to this part of the question.

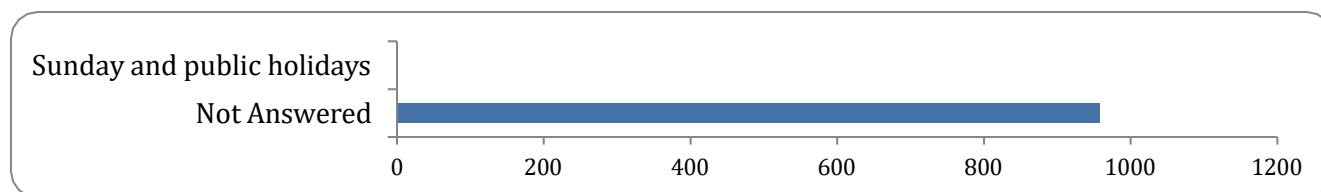


Option	Total	Percent
Daily	1	0.10%
Weekly	0	0.00%
Monthly	1	0.10%
Less than once a month	4	0.42%
Not Answered	953	99.37%

Please specify which day of the week and time of the day you use this service, please select all that apply. (This is a required question)

**Time of travel and day of the week - 06:00 - 09:00**

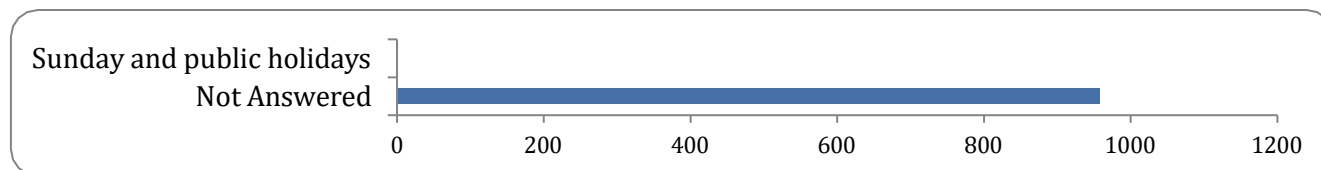
There was 1 response to this part of the question.



Option	Total	Percent
Sunday and public holidays	1	0.10%
Not Answered	958	99.90%

**Time of travel and day of the week - 09:00 - 12:00**

There was 1 response to this part of the question.

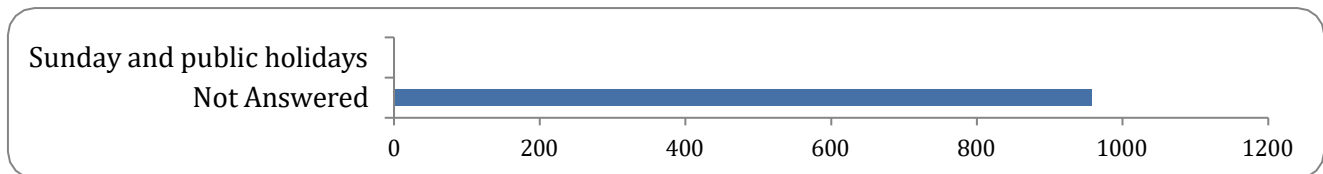


Option	Total	Percent
Sunday and public holidays	1	0.10%

<b>Not Answered</b>	958	99.90%
---------------------	-----	--------

#### Time of travel and day of the week - 12:00 - 16:00

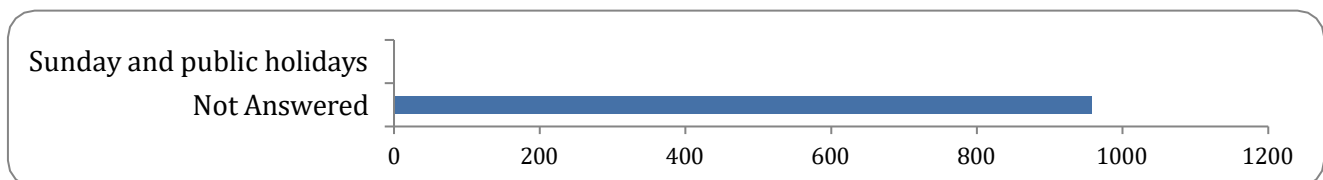
There was 1 response to this part of the question.



Option	Total	Percent
Sunday and public holidays	1	0.10%
Not Answered	958	99.90%

#### Time of travel and day of the week - 16:00 - 19:00

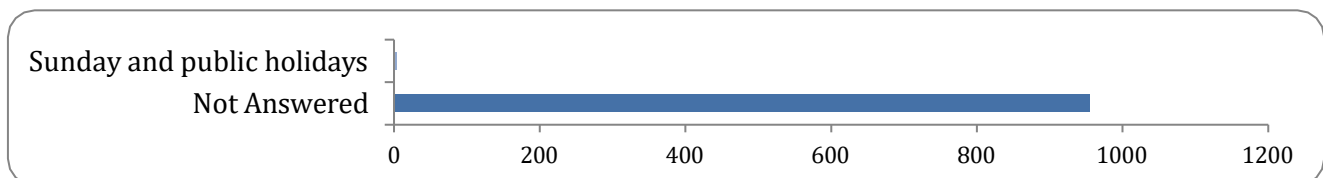
There was 1 response to this part of the question.



Option	Total	Percent
Sunday and public holidays	1	0.10%
Not Answered	958	99.90%

#### Time of travel and day of the week - 19:00 onwards

There were 4 responses to this part of the question.

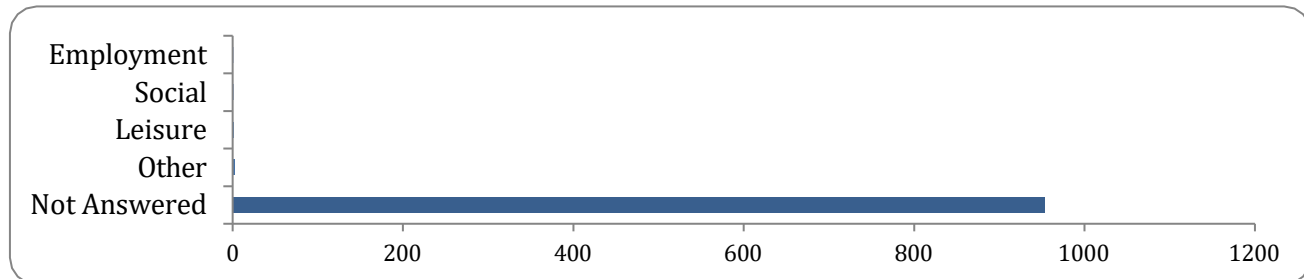


Option	Total	Percent
Sunday and public holidays	4	0.42%
Not Answered	955	99.58%

## What is the main purpose of your journey/s?

### Purpose of travel

There were 6 responses to this part of the question.



Option	Total	Percent
Food shopping	0	0.00%
Employment	1	0.10%
Education	0	0.00%
Health	0	0.00%
Social	1	0.10%
Leisure	1	0.10%
Other	3	0.31%
Not Answered	953	99.37%

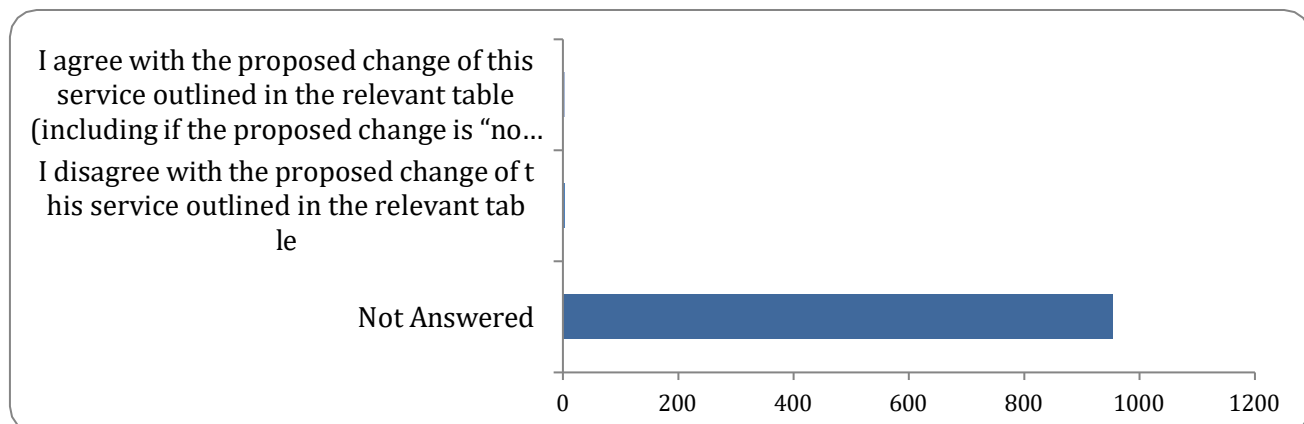
### If other, please specify

There were 3 responses to this part of the question.

## Do you agree with the ECC proposed change in relation to this service?

### Agree or disagree with proposal

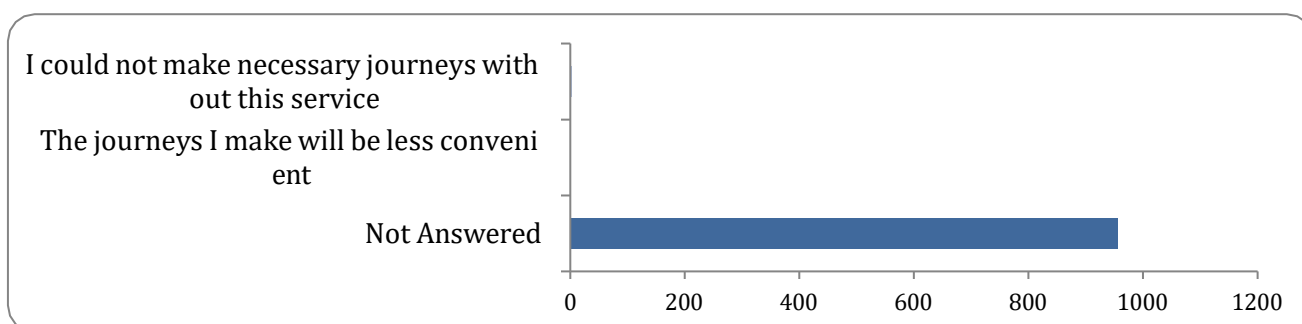
There were 6 responses to this part of the question.



Option	Total	Percent
I agree with the proposed change of this service outlined in the relevant table (including if the proposed change is “no change”)	3	0.31%
I disagree with the proposed change of this service outlined in the relevant table	3	0.31%
Not Answered	953	99.37%

### Reason of objecting to proposal

There were 3 responses to this part of the question.



Option	Total	Percent
I could not make necessary journeys without this service	2	0.21%
The journeys I make will be less convenient	1	0.10%
Other	0	0.00%
Not Answered	956	99.69%

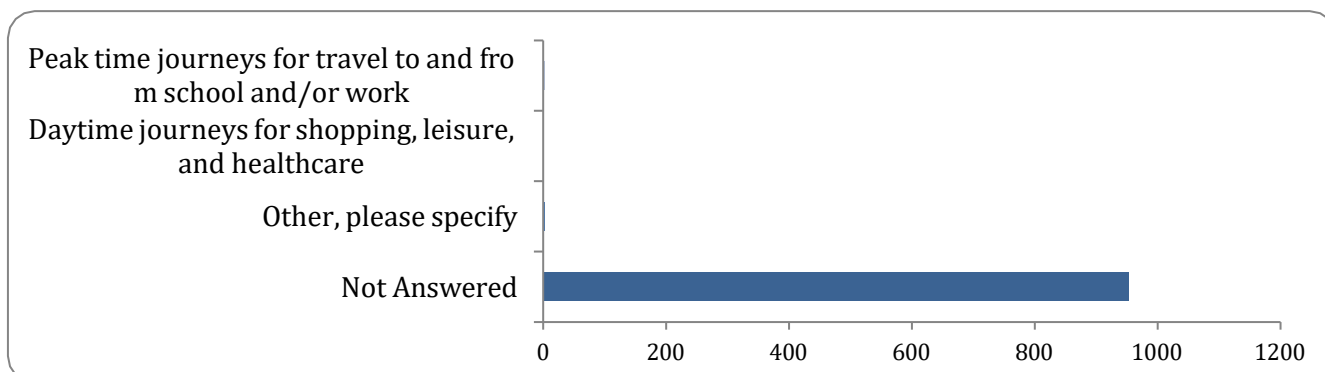
### If other, please specify

There were 4 responses to this part of the question.

**Which journey/s would you like us to prioritise if we continue to provide this service, select one that applies**

### Which journey to prioritise

There were 6 responses to this part of the question.



Option	Total	Percent
Journeys that carry the most passengers	0	0.00%
Peak time journeys for travel to and from school and/or work	2	0.21%
Daytime journeys for shopping, leisure, and healthcare	1	0.10%
Other, please specify	3	0.31%
Not Answered	953	99.37%

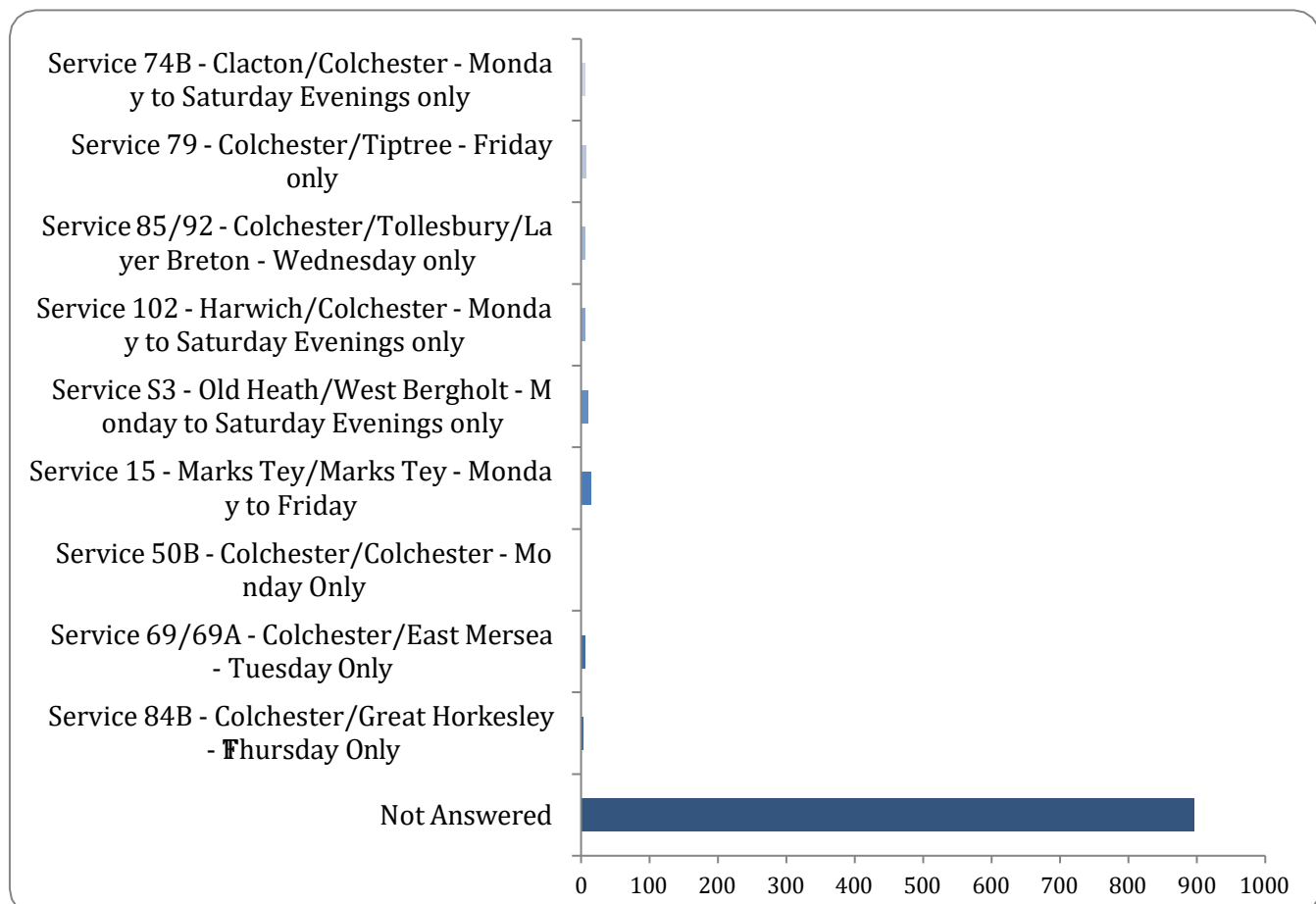
#### If other, please specify

There were 2 responses to this part of the question.

Please select the service number from the options below that you wish to answer consultation questions on:

#### Service number

There were 63 responses to this part of the question.





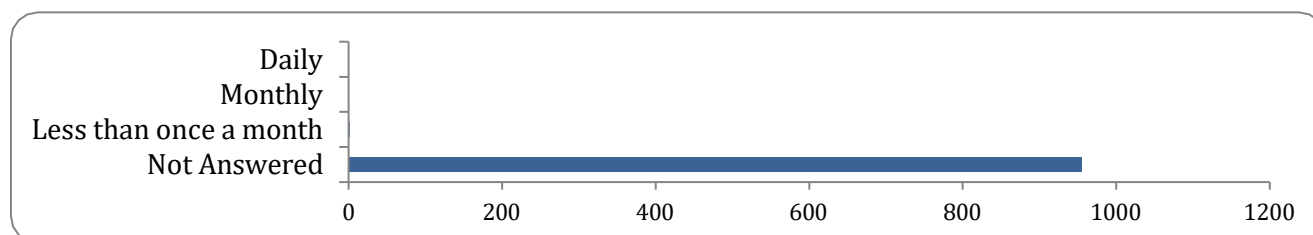
Option	Total	Percent
Service 74B - Clacton/Colchester - Monday to Saturday Evenings only	7	0.73%
Service 79 - Colchester/Tiptree - Friday only	8	0.83%
Service 85/92 - Colchester/Tollesbury/Layer Breton - Wednesday only	6	0.63%
Service 102 - Harwich/Colchester - Monday to Saturday Evenings only	6	0.63%
Service S3 - Old Heath/West Bergholt - Monday to Saturday Evenings only	11	1.15%
Service 15 - Marks Tey/Marks Tey - Monday to Friday	15	1.56%
Service 50B - Colchester/Colchester - Monday Only	1	0.10%
Service 69/69A - Colchester/East Mersea - Tuesday Only	6	0.63%
Service 84B - Colchester/Great Horkesley - Thursday Only	3	0.31%
Not Answered	896	93.43%

### Service 74B - Clacton/Colchester - Monday to Saturday Evenings only

Please tell us how often you use this service,  
select one that applies

#### Frequency of use

There were 4 responses to this part of the question.

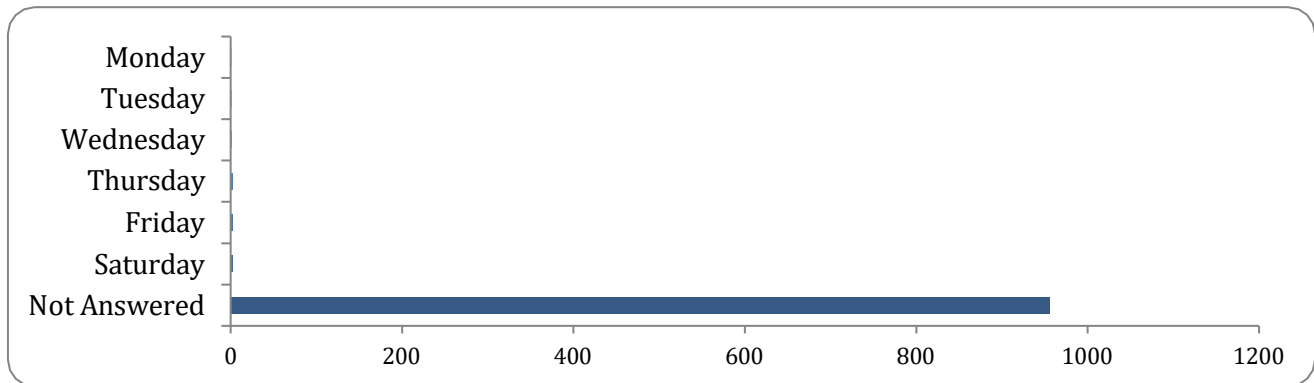


Option	Total	Percent
Daily	1	0.10%
Weekly	0	0.00%
Monthly	1	0.10%
Less than once a month	2	0.21%
Not Answered	955	99.58%

Please specify which day of the week and time of the day you use this service, please  
select all that apply. (This is a required question)

#### Time of travel and day of the week - 19:00 onwards

There were 3 responses to this part of the question.

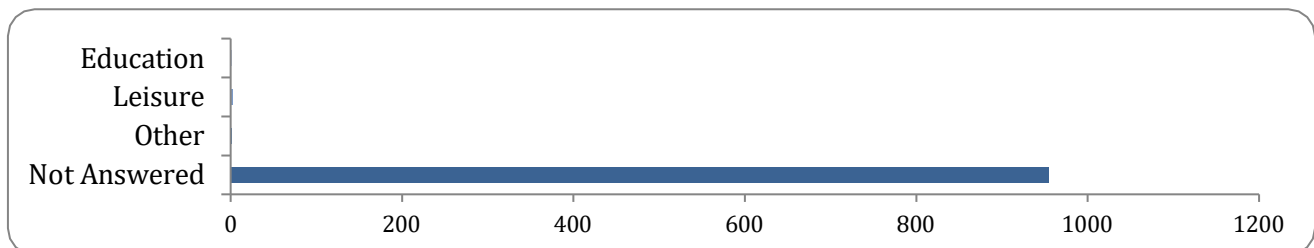


Option	Total	Percent
Monday	1	0.10%
Tuesday	1	0.10%
Wednesday	1	0.10%
Thursday	2	0.21%
Friday	3	0.31%
Saturday	2	0.21%
Not Answered	956	99.69%

### What is the main purpose of your journey/s?

#### Purpose of travel

There were 4 responses to this part of the question.



Option	Total	Percent
Food shopping	0	0.00%
Employment	0	0.00%
Education	1	0.10%
Health	0	0.00%
Social	0	0.00%
Leisure	2	0.21%
Other	1	0.10%
Not Answered	955	99.58%

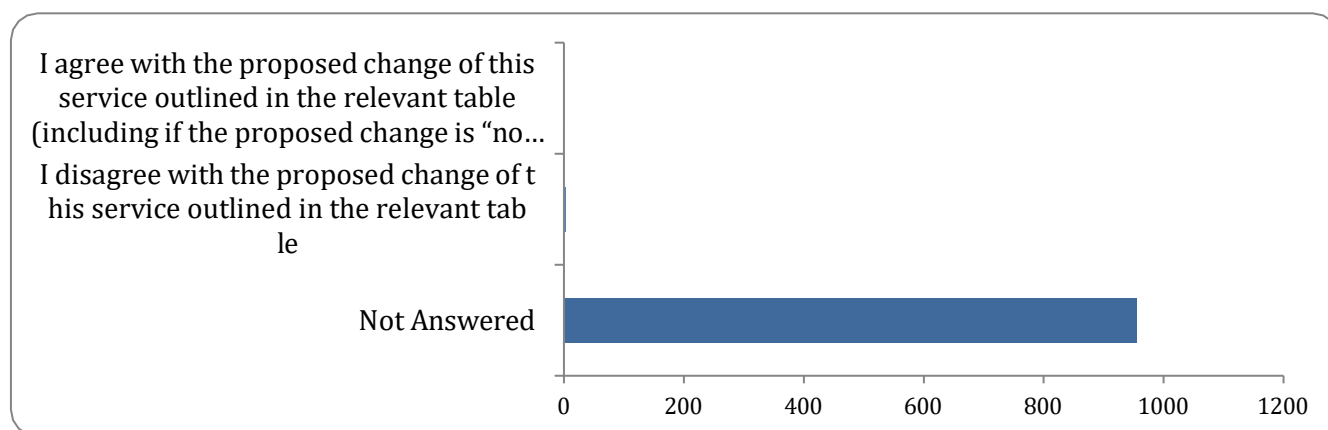
### If other, please specify

There was 1 response to this part of the question.

### Do you agree with the ECC proposed change in relation to this service?

#### Agree or disagree with proposal

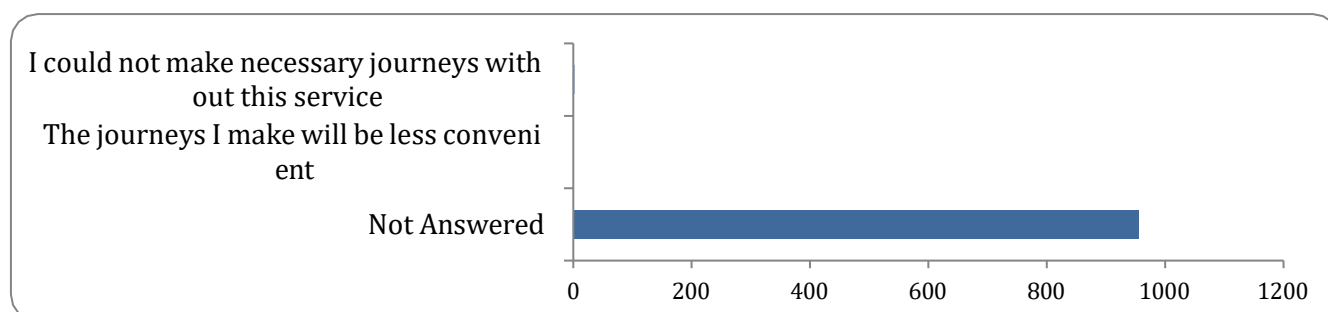
There were 4 responses to this part of the question.



Option	Total	Percent
I agree with the proposed change of this service outlined in the relevant table (including if the proposed change is "no change")	1	0.10%
I disagree with the proposed change of this service outlined in the relevant table	3	0.31%
Not Answered	955	99.58%

### Reason of objecting to proposal

There were 3 responses to this part of the question.



Option	Total	Percent
I could not make necessary journeys without this service	2	0.21%
The journeys I make will be less convenient	1	0.10%
Other	0	0.00%

Not Answered	956	99.69%
--------------	-----	--------

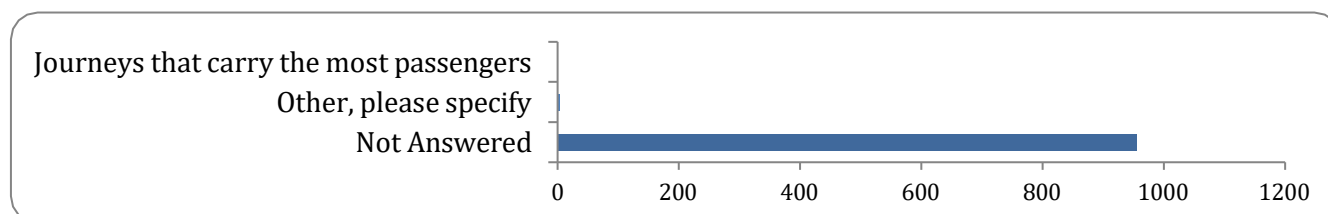
#### If other, please specify

There was 1 response to this part of the question.

**Which journey/s would you like us to prioritise if we continue to provide this service, select one that applies**

#### Which journey to prioritise

There were 4 responses to this part of the question.



Option	Total	Percent
Journeys that carry the most passengers	1	0.10%
Peak time journeys for travel to and from school and/or work	0	0.00%
Daytime journeys for shopping, leisure, and healthcare	0	0.00%
Other, please specify	3	0.31%
Not Answered	955	99.58%

#### If other, please specify

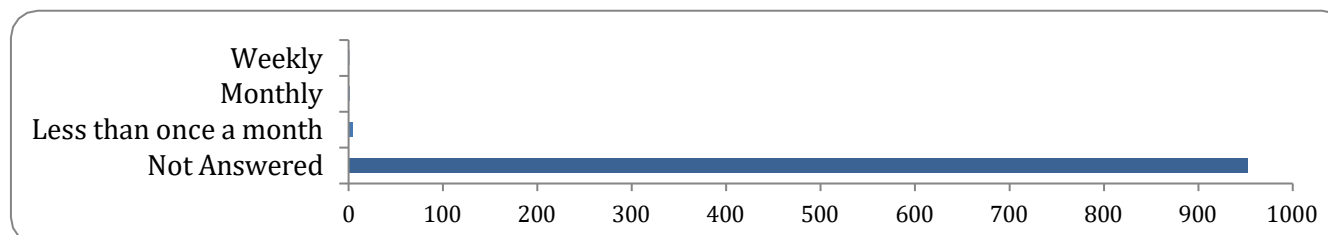
There were 3 responses to this part of the question.

### Service 79 - Colchester/Tiptree - Friday only

**Please tell us how often you use this service, select one that applies**

#### Frequency of use

There were 7 responses to this part of the question.

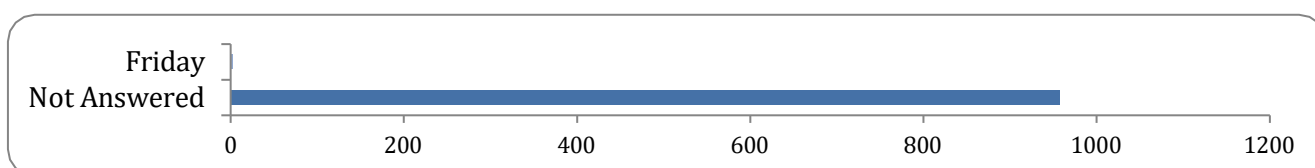


Option	Total	Percent
Daily	0	0.00%
Weekly	1	0.10%
Monthly	1	0.10%
Less than once a month	5	0.52%
Not Answered	952	99.27%

Please specify which day of the week and time of the day you use this service, please select all that apply. (This is a required question)

**Time of travel and day of the week - 06:00 - 09:00**

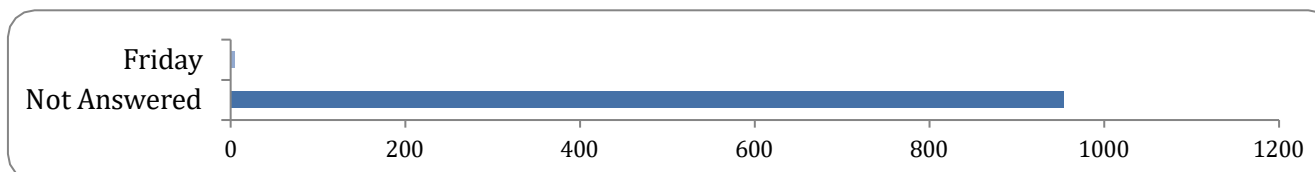
There were 2 responses to this part of the question.



Option	Total	Percent
Friday	2	0.21%
Not Answered	957	99.79%

**Time of travel and day of the week - 09:00 - 12:00**

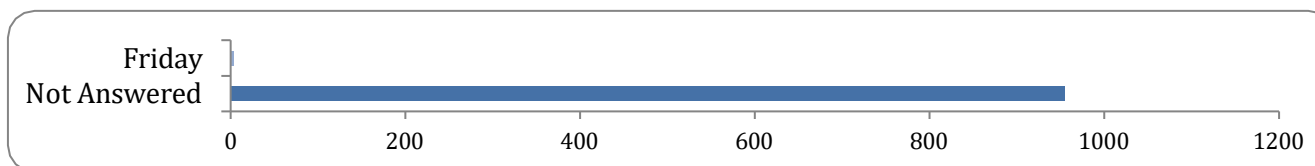
There were 5 responses to this part of the question.



Option	Total	Percent
Friday	5	0.52%
Not Answered	954	99.48%

**Time of travel and day of the week - 12:00 - 16:00**

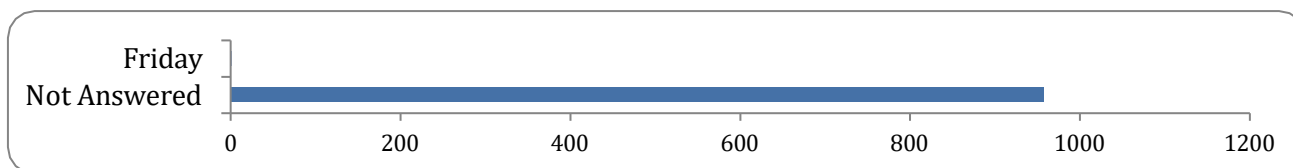
There were 4 responses to this part of the question.



Option	Total	Percent
Friday	4	0.42%
Not Answered	955	99.58%

#### Time of travel and day of the week - 16:00 - 19:00

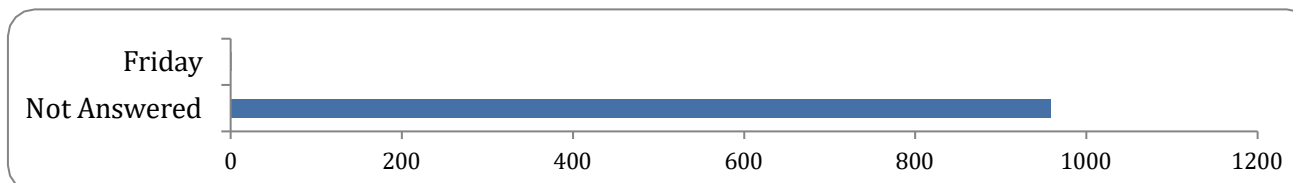
There was 1 response to this part of the question.



Option	Total	Percent
Friday	1	0.10%
Not Answered	958	99.90%

#### Time of travel and day of the week - 19:00 onwards

There was 1 response to this part of the question.

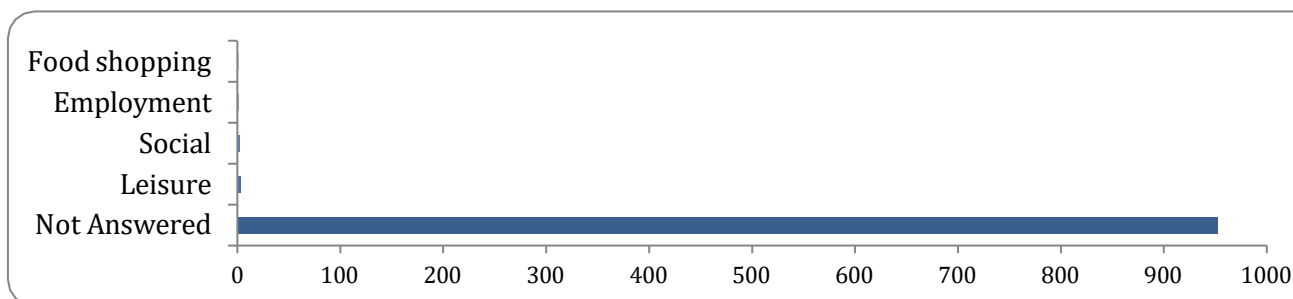


Option	Total	Percent
Friday	1	0.10%
Not Answered	958	99.90%

#### What is the main purpose of your journey/s?

##### Purpose of travel

There were 7 responses to this part of the question.



Option	Total	Percent
Food shopping	1	0.10%
Employment	1	0.10%
Education	0	0.00%
Health	0	0.00%
Social	2	0.21%
Leisure	3	0.31%
Other	0	0.00%
Not Answered	952	99.27%

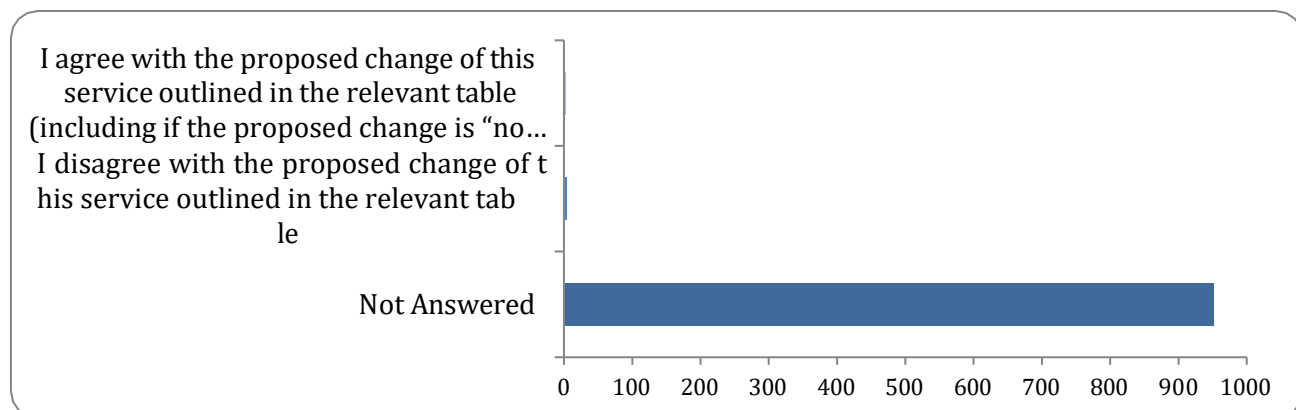
#### If other, please specify

There were 0 responses to this part of the question.

#### Do you agree with the ECC proposed change in relation to this service?

##### Agree or disagree with proposal

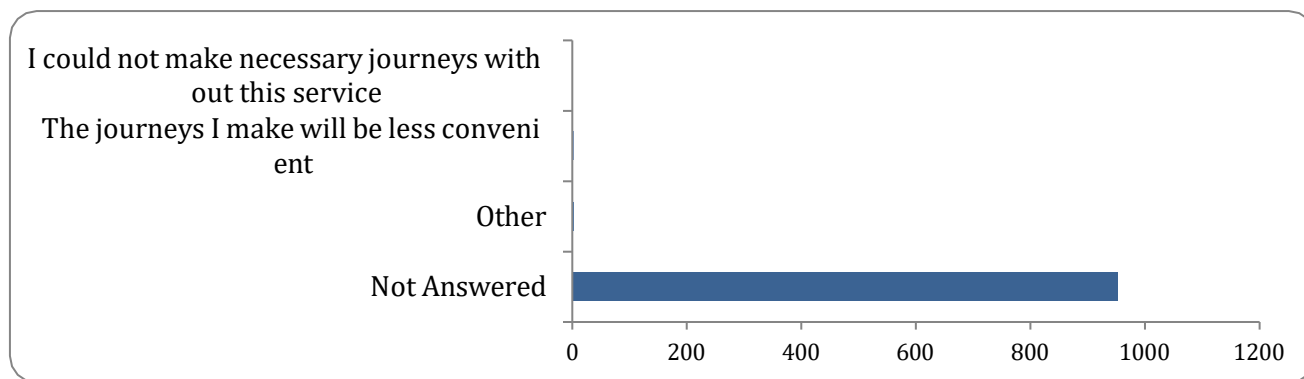
There were 7 responses to this part of the question.



Option	Total	Percent
I agree with the proposed change of this service outlined in the relevant table (including if the proposed change is “no change”)	3	0.31%
I disagree with the proposed change of this service outlined in the relevant table	4	0.42%
Not Answered	952	99.27%

#### Reason of objecting to proposal

There were 6 responses to this part of the question.



Option	Total	Percent
I could not make necessary journeys without this service	1	0.10%
The journeys I make will be less convenient	2	0.21%
Other	3	0.31%
Not Answered	953	99.37%

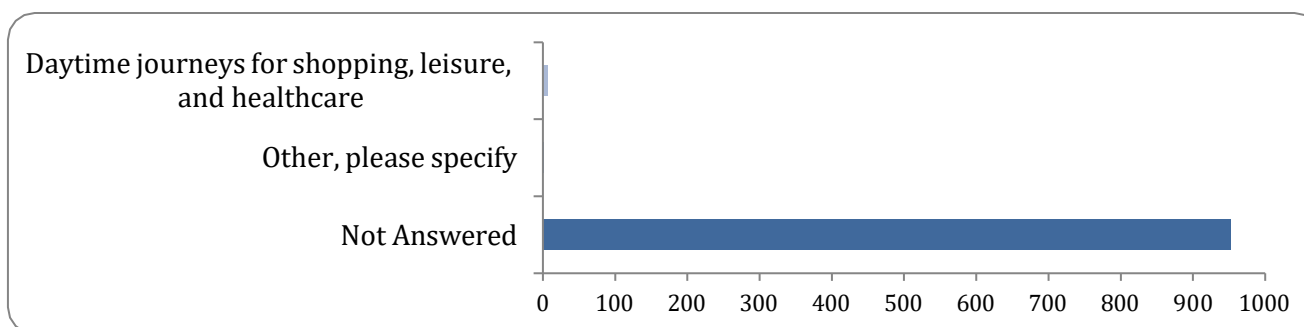
#### If other, please specify

There were 4 responses to this part of the question.

#### Which journey/s would you like us to prioritise if we continue to provide this service, select one that applies

#### Which journey to prioritise

There were 7 responses to this part of the question.



Option	Total	Percent
Journeys that carry the most passengers	0	0.00%
Peak time journeys for travel to and from school and/or work	0	0.00%
Daytime journeys for shopping, leisure, and healthcare	6	0.63%
Other, please specify	1	0.10%
Not Answered	952	99.27%



### If other, please specify

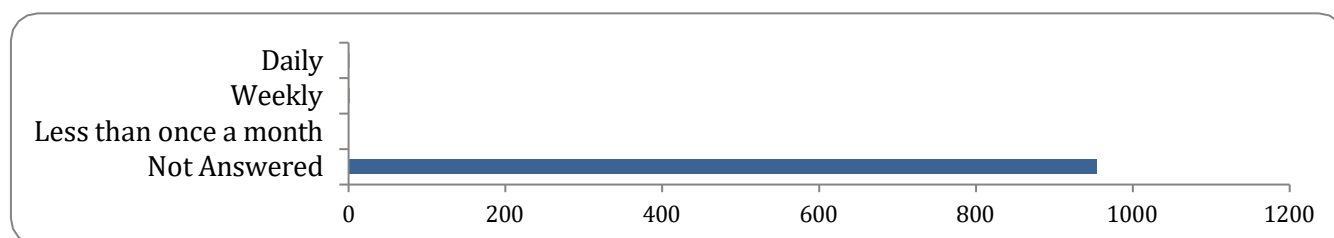
There was 1 response to this part of the question.

### Service 85/92 - Colchester/Tollesbury/Layer Breton - Wednesday only

Please tell us how often you use this service,  
select one that applies

#### Frequency of use

There were 5 responses to this part of the question.

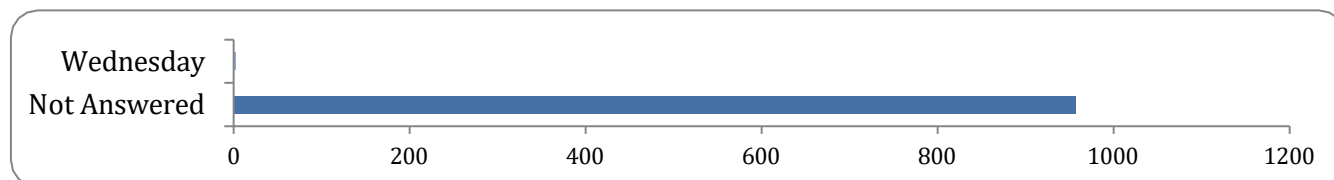


Option	Total	Percent
Daily	2	0.21%
Weekly	2	0.21%
Monthly	0	0.00%
Less than once a month	1	0.10%
Not Answered	954	99.48%

Please specify which day of the week and time of the day you use this service, please  
select all that apply. (This is a required question)

#### Time of travel and day of the week - 06:00 - 09:00

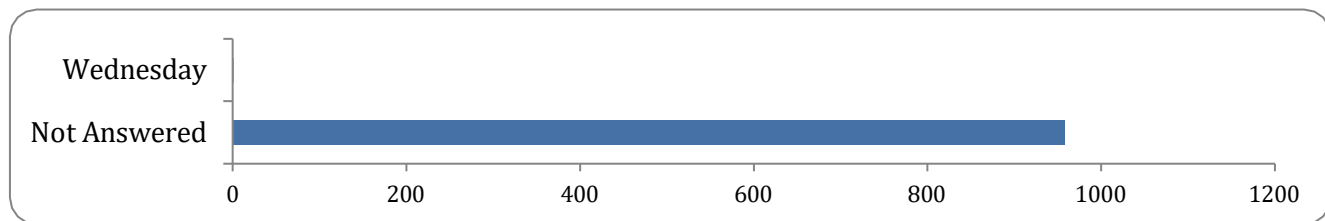
There were 2 responses to this part of the question.



Option	Total	Percent
Wednesday	2	0.21%
Not Answered	957	99.79%

#### Time of travel and day of the week - 09:00 - 12:00

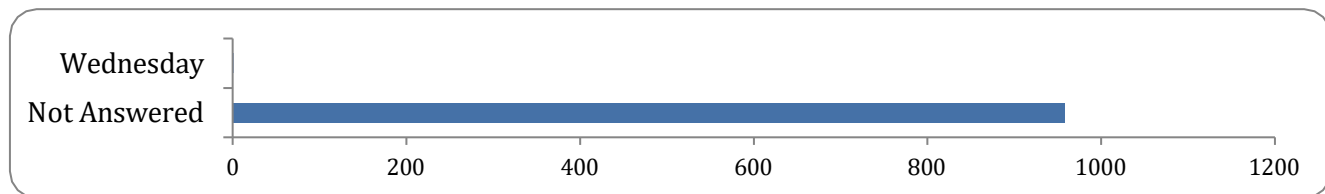
There was 1 response to this part of the question.



Option	Total	Percent
Wednesday	1	0.10%
Not Answered	958	99.90%

#### Time of travel and day of the week - 12:00 - 16:00

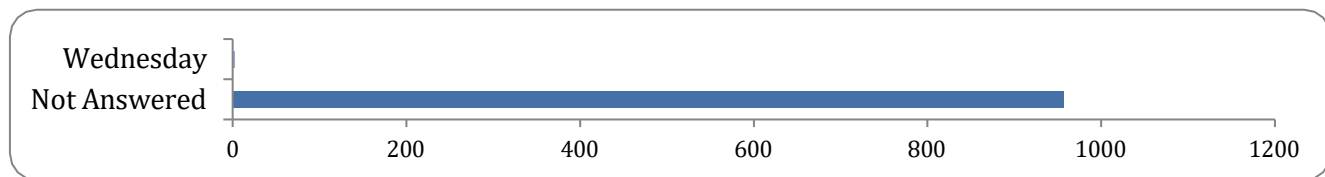
There was 1 response to this part of the question.



Option	Total	Percent
Wednesday	1	0.10%
Not Answered	958	99.90%

#### Time of travel and day of the week - 16:00 - 19:00

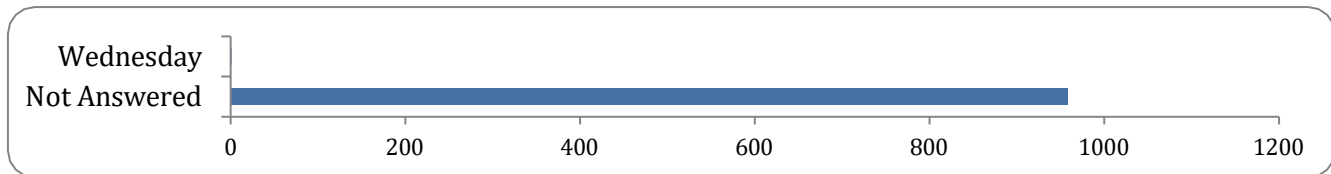
There were 2 responses to this part of the question.



Option	Total	Percent
Wednesday	2	0.21%
Not Answered	957	99.79%

#### Time of travel and day of the week - 19:00 onwards

There was 1 response to this part of the question.

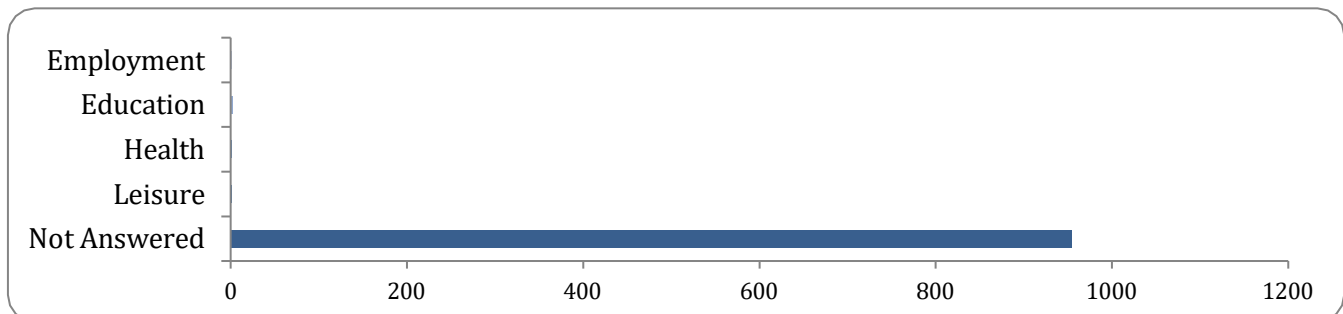


Option	Total	Percent
Wednesday	1	0.10%
Not Answered	958	99.90%

### What is the main purpose of your journey/s?

#### Purpose of travel

There were 5 responses to this part of the question.



Option	Total	Percent
Food shopping	0	0.00%
Employment	1	0.10%
Education	2	0.21%
Health	1	0.10%
Social	0	0.00%
Leisure	1	0.10%
Other	0	0.00%
Not Answered	954	99.48%

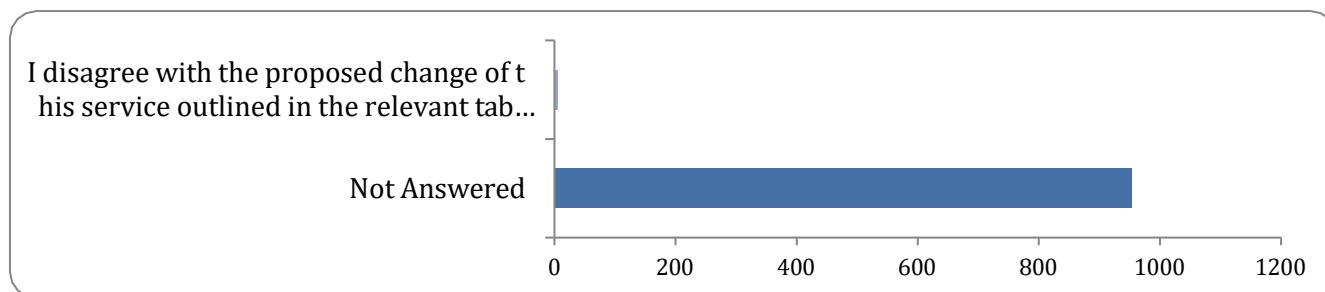
#### If other, please specify

There were 0 responses to this part of the question.

### Do you agree with the ECC proposed change in relation to this service?

#### Agree or disagree with proposal

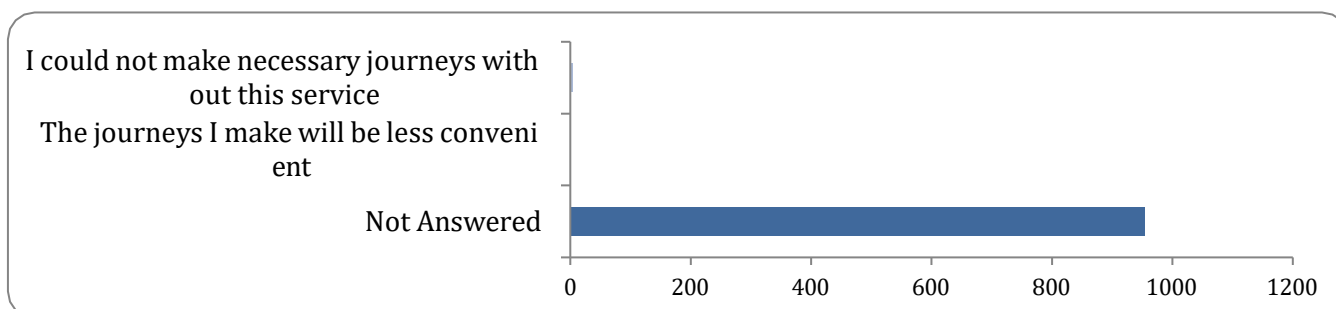
There were 5 responses to this part of the question.



Option	Total	Percent
I agree with the proposed change of this service outlined in the relevant table (including if the proposed change is “no change”)	0	0.00%
I disagree with the proposed change of this service outlined in the relevant table	5	0.52%
Not Answered	954	99.48%

### Reason of objecting to proposal

There were 5 responses to this part of the question.



Option	Total	Percent
I could not make necessary journeys without this service	4	0.42%
The journeys I make will be less convenient	1	0.10%
Other	0	0.00%
Not Answered	954	99.48%

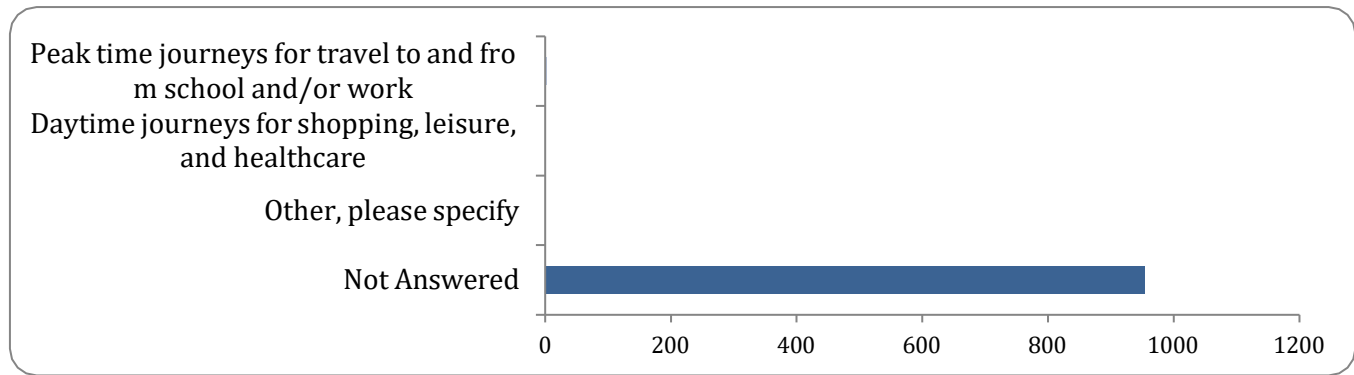
### If other, please specify

There were 3 responses to this part of the question.

**Which journey/s would you like us to prioritise if we continue to provide this service, select one that applies**

### Which journey to prioritise

There were 5 responses to this part of the question.



Option	Total	Percent
Journeys that carry the most passengers	0	0.00%
Peak time journeys for travel to and from school and/or work	3	0.31%
Daytime journeys for shopping, leisure, and healthcare	1	0.10%
Other, please specify	1	0.10%
Not Answered	954	99.48%

#### If other, please specify

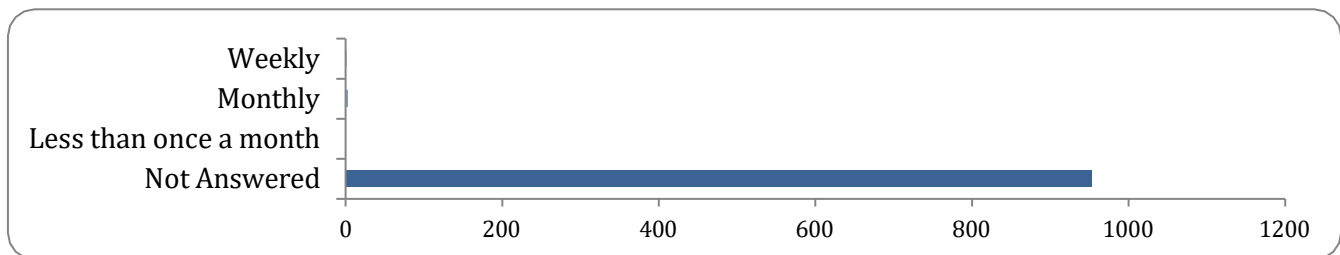
There were 2 responses to this part of the question.

### Service 102 - Harwich/Colchester - Monday to Saturday Evenings only

Please tell us how often you use this service,  
select one that applies

#### Frequency of use

There were 6 responses to this part of the question.

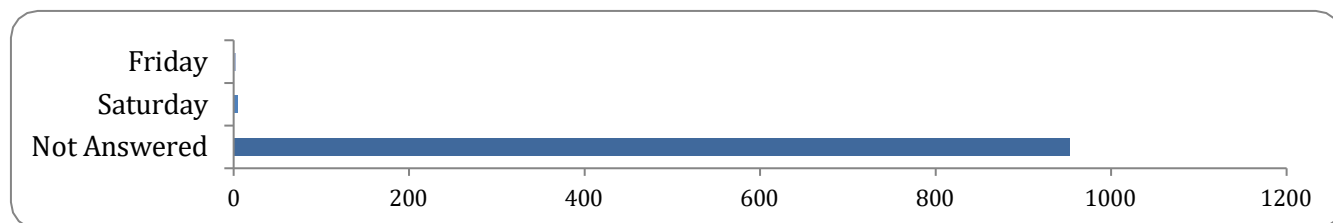


Option	Total	Percent
Daily	0	0.00%
Weekly	2	0.21%
Monthly	3	0.31%
Less than once a month	1	0.10%
Not Answered	953	99.37%

Please specify which day of the week and time of the day you use this service, please select all that apply. (This is a required question)

#### Time of travel and day of the week - 19:00 onwards

There were 6 responses to this part of the question.

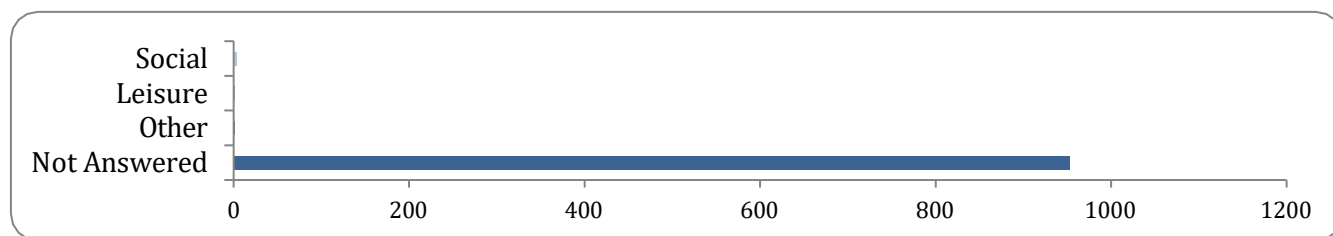


Option	Total	Percent
Monday	0	0.00%
Tuesday	0	0.00%
Wednesday	0	0.00%
Thursday	0	0.00%
Friday	2	0.21%
Saturday	5	0.52%
Not Answered	953	99.37%

#### What is the main purpose of your journey/s?

##### Purpose of travel

There were 6 responses to this part of the question.



Option	Total	Percent
Food shopping	0	0.00%
Employment	0	0.00%
Education	0	0.00%
Health	0	0.00%
Social	4	0.42%
Leisure	1	0.10%
Other	1	0.10%
Not Answered	953	99.37%

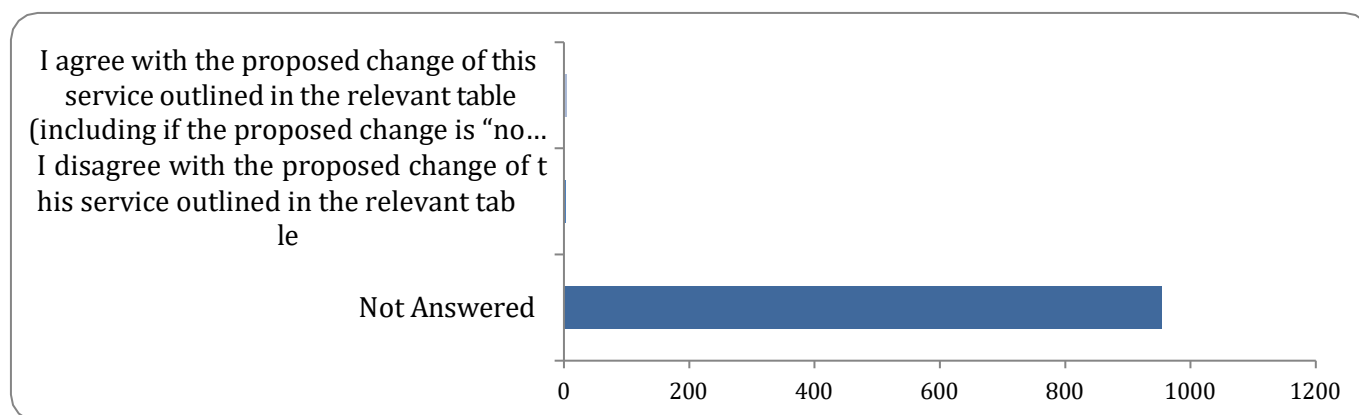
### If other, please specify

There was 1 response to this part of the question.

### Do you agree with the ECC proposed change in relation to this service?

#### Agree or disagree with proposal

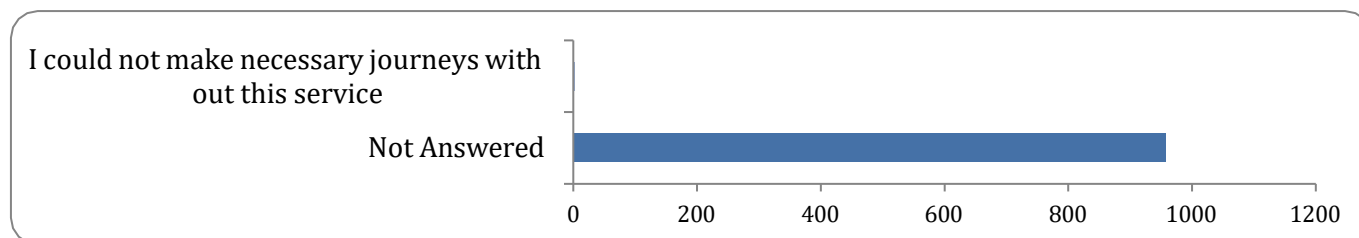
There were 6 responses to this part of the question.



Option	Total	Percent
I agree with the proposed change of this service outlined in the relevant table (including if the proposed change is “no change”)	4	0.42%
I disagree with the proposed change of this service outlined in the relevant table	2	0.21%
Not Answered	953	99.37%

#### Reason of objecting to proposal

There were 2 responses to this part of the question.



Option	Total	Percent
I could not make necessary journeys without this service	2	0.21%
The journeys I make will be less convenient	0	0.00%
Other	0	0.00%
Not Answered	957	99.79%

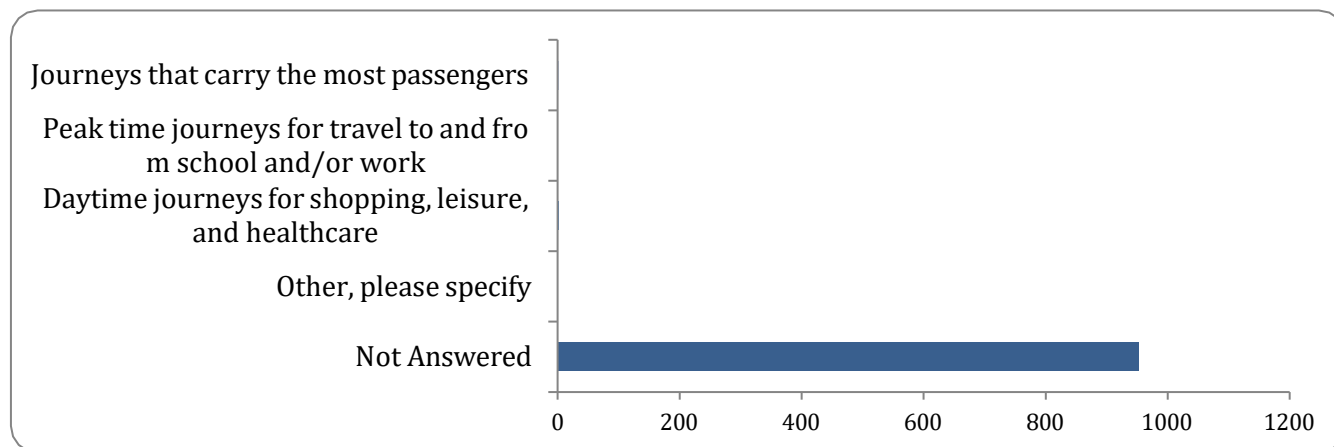
### If other, please specify

There were 0 responses to this part of the question.

## Which journey/s would you like us to prioritise if we continue to provide this service, select one that applies

### Which journey to prioritise

There were 6 responses to this part of the question.



Option	Total	Percent
Journeys that carry the most passengers	2	0.21%
Peak time journeys for travel to and from school and/or work	1	0.10%
Daytime journeys for shopping, leisure, and healthcare	2	0.21%
Other, please specify	1	0.10%
Not Answered	953	99.37%

### If other, please specify

There was 1 response to this part of the question.

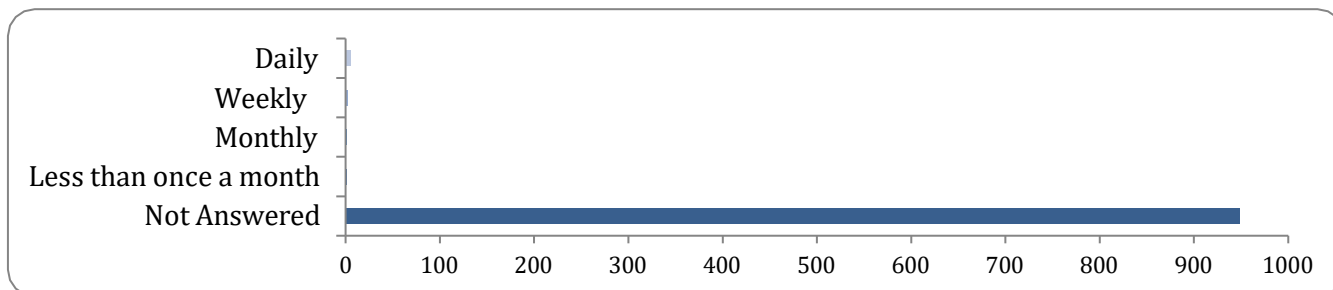
## Service S3 - Old Heath/West Bergholt - Monday to Saturday Evenings only

## Please tell us how often you use this service, select one that applies

### Frequency of use

There were 10 responses to this part of the question.



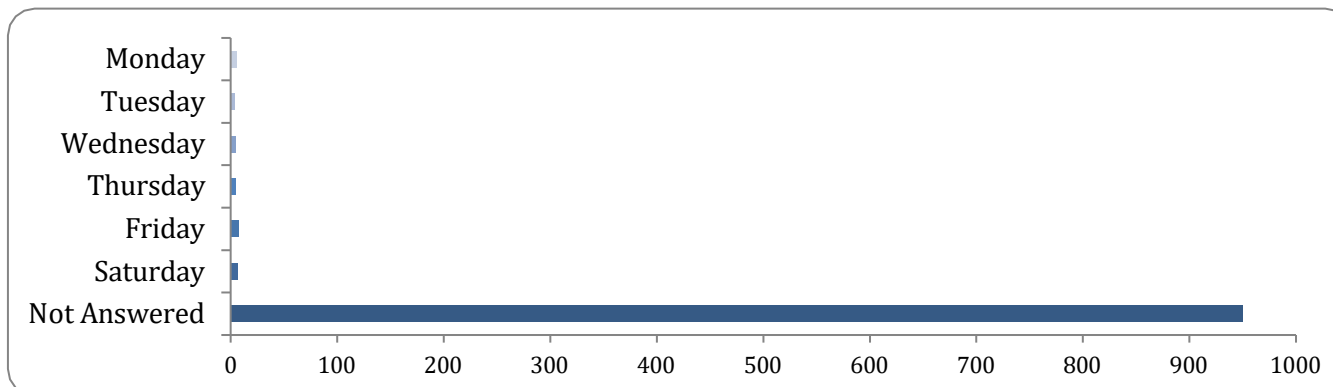


Option	Total	Percent
Daily	6	0.63%
Weekly	2	0.21%
Monthly	1	0.10%
Less than once a month	1	0.10%
Not Answered	949	98.96%

Please specify which day of the week and time of the day you use this service, please select all that apply. (This is a required question)

Time of travel and day of the week - 19:00 onwards

There were 9 responses to this part of the question.

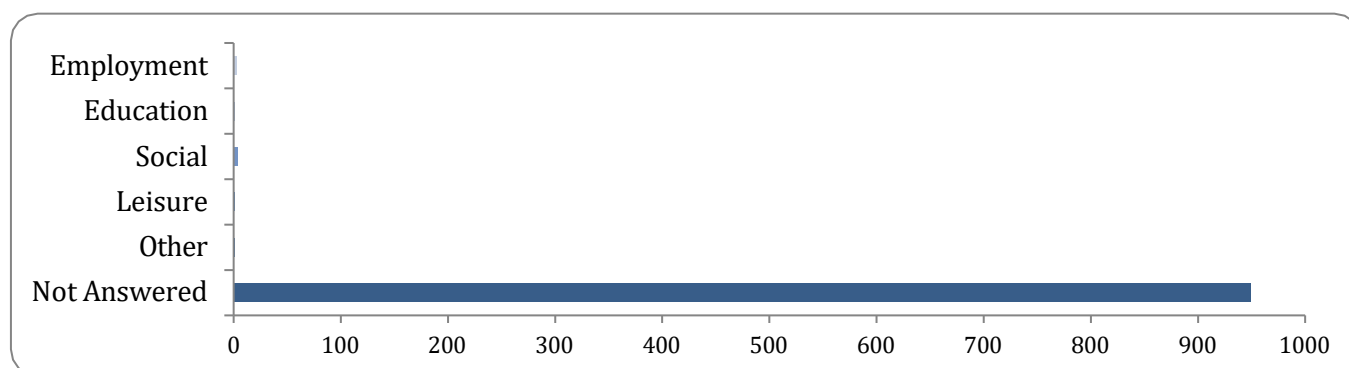


Option	Total	Percent
Monday	6	0.63%
Tuesday	4	0.42%
Wednesday	5	0.52%
Thursday	5	0.52%
Friday	8	0.83%
Saturday	7	0.73%
Not Answered	950	99.06%

What is the main purpose of your journey/s?

Purpose of travel

There were 10 responses to this part of the question.



Option	Total	Percent
Food shopping	0	0.00%
Employment	3	0.31%
Education	1	0.10%
Health	0	0.00%
Social	4	0.42%
Leisure	1	0.10%
Other	1	0.10%
Not Answered	949	98.96%

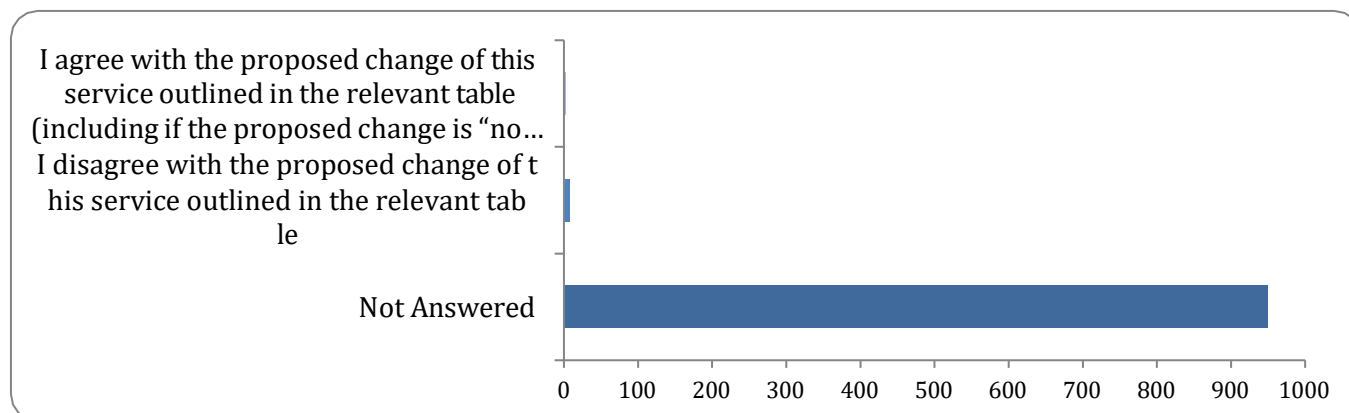
**If other, please specify**

There were 4 responses to this part of the question.

**Do you agree with the ECC proposed change in relation to this service?**

**Agree or disagree with proposal**

There were 10 responses to this part of the question.

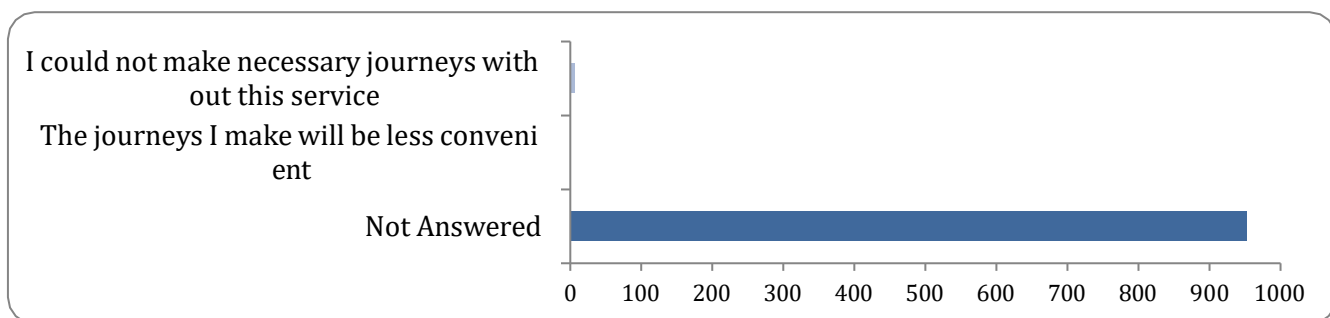


Option	Total	Percent
--------	-------	---------

I agree with the proposed change of this service outlined in the relevant table (including if the proposed change is “no change”)	2	0.21%
I disagree with the proposed change of this service outlined in the relevant table	8	0.83%
Not Answered	949	98.96%

#### Reason of objecting to proposal

There were 7 responses to this part of the question.



Option	Total	Percent
I could not make necessary journeys without this service	6	0.63%
The journeys I make will be less convenient	1	0.10%
Other	0	0.00%
Not Answered	952	99.27%

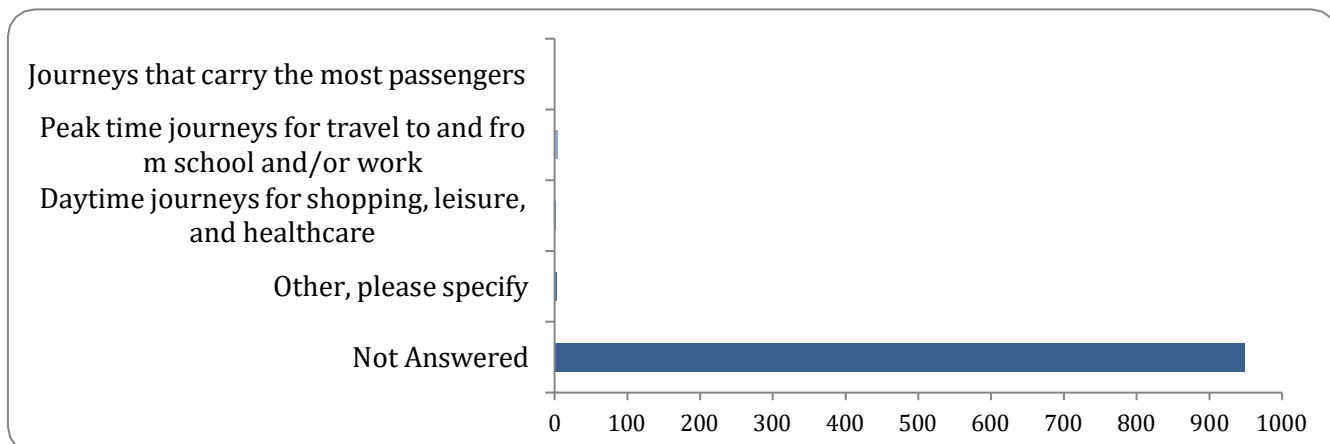
#### If other, please specify

There were 3 responses to this part of the question.

**Which journey/s would you like us to prioritise if we continue to provide this service, select one that applies**

#### Which journey to prioritise

There were 10 responses to this part of the question.



Option	Total	Percent
Journeys that carry the most passengers	1	0.10%
Peak time journeys for travel to and from school and/or work	4	0.42%
Daytime journeys for shopping, leisure, and healthcare	2	0.21%
Other, please specify	3	0.31%
Not Answered	949	98.96%

If other, please specify

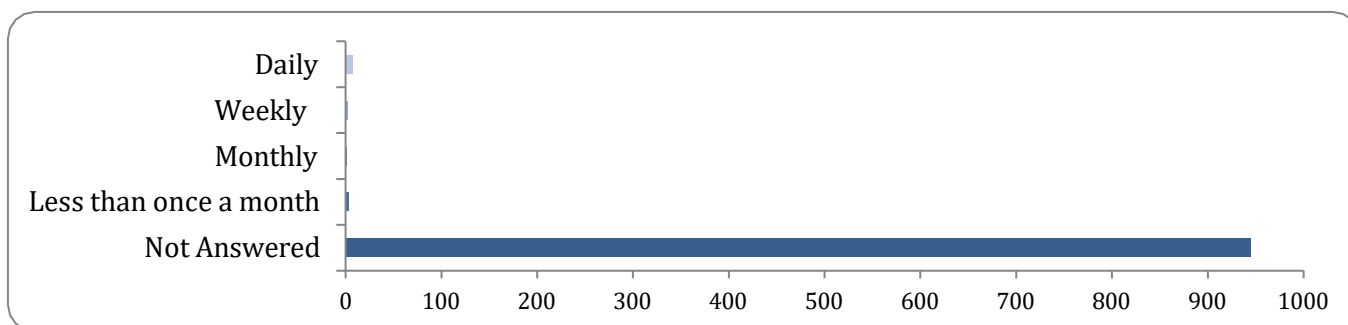
There were 3 responses to this part of the question.

### **Service 15 - Marks Tey/Marks Tey - Monday to Friday**

Please tell us how often you use this service,  
select one that applies

**Frequency of use**

There were 14 responses to this part of the question.

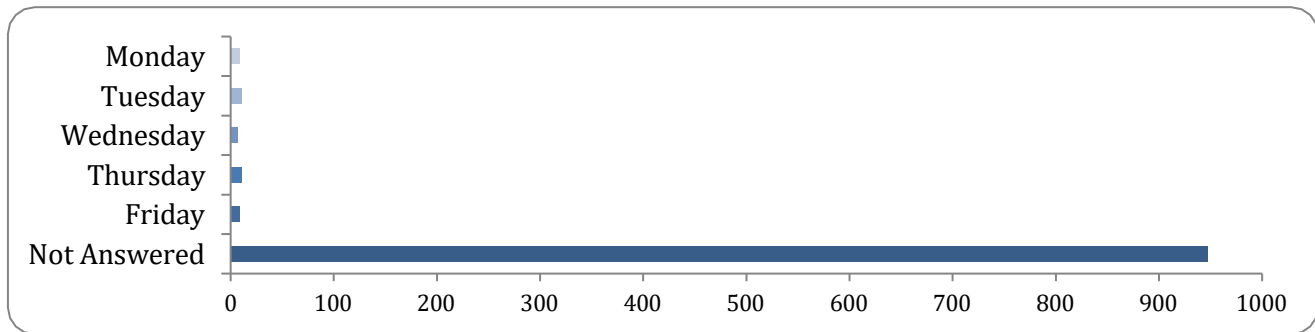


Option	Total	Percent
Daily	8	0.83%
Weekly	2	0.21%
Monthly	1	0.10%
Less than once a month	3	0.31%
Not Answered	945	98.54%

Please specify which day of the week and time of the day you use this service, please  
select all that apply. (This is a required question)

**Time of travel and day of the week - 06:00 - 09:00**


There were 12 responses to this part of the question.



Option	Total	Percent
Monday	9	0.94%
Tuesday	11	1.15%
Wednesday	7	0.73%
Thursday	11	1.15%
Friday	9	0.94%
Not Answered	947	98.75%

#### Time of travel and day of the week - 09:00 - 12:00

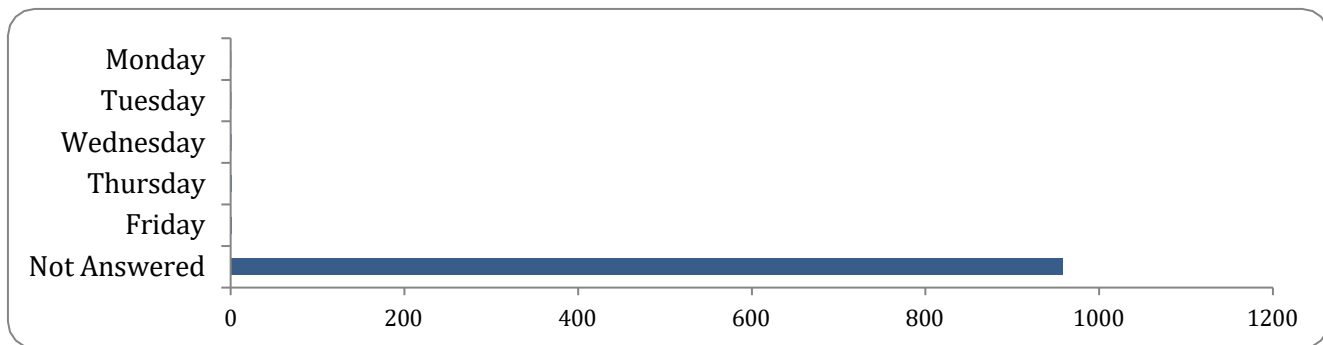
There were 0 responses to this part of the question.



Option	Total	Percent
Monday	0	0.00%
Tuesday	0	0.00%
Wednesday	0	0.00%
Thursday	0	0.00%
Friday	0	0.00%
Not Answered	959	100.00%

#### Time of travel and day of the week - 12:00 - 16:00

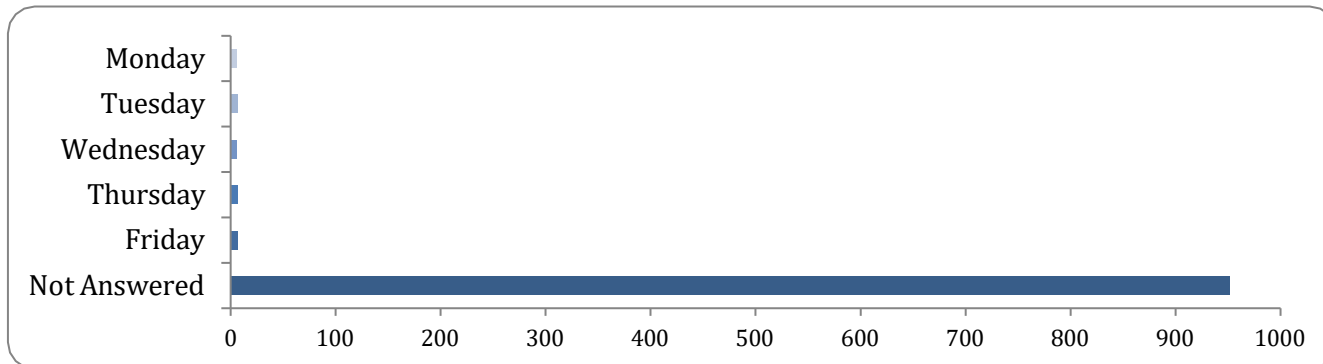
There was 1 response to this part of the question.



Option	Total	Percent
Monday	1	0.10%
Tuesday	1	0.10%
Wednesday	1	0.10%
Thursday	1	0.10%
Friday	1	0.10%
Not Answered	958	99.90%

#### Time of travel and day of the week - 16:00 - 19:00

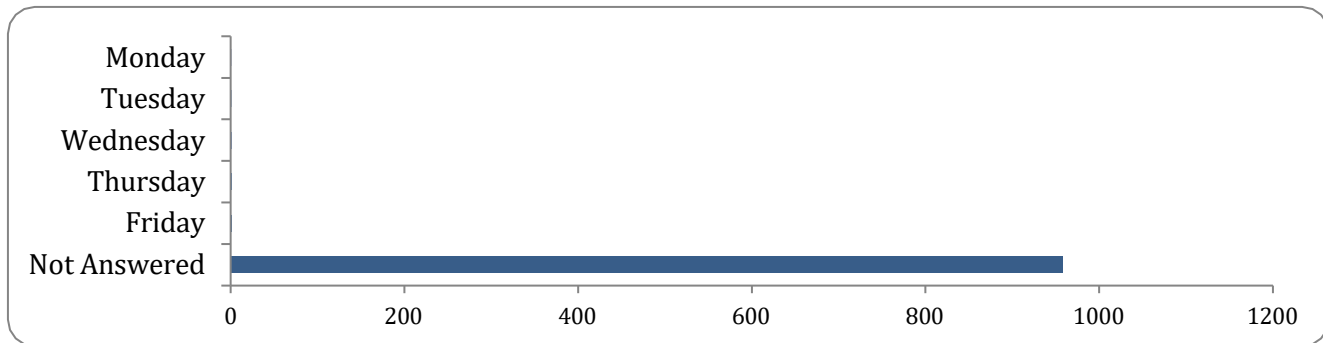
There were 7 responses to this part of the question.



Option	Total	Percent
Monday	6	0.63%
Tuesday	7	0.73%
Wednesday	6	0.63%
Thursday	7	0.73%
Friday	7	0.73%
Not Answered	952	99.27%

#### Time of travel and day of the week - 19:00 onwards

There were 6 responses to this part of the question.

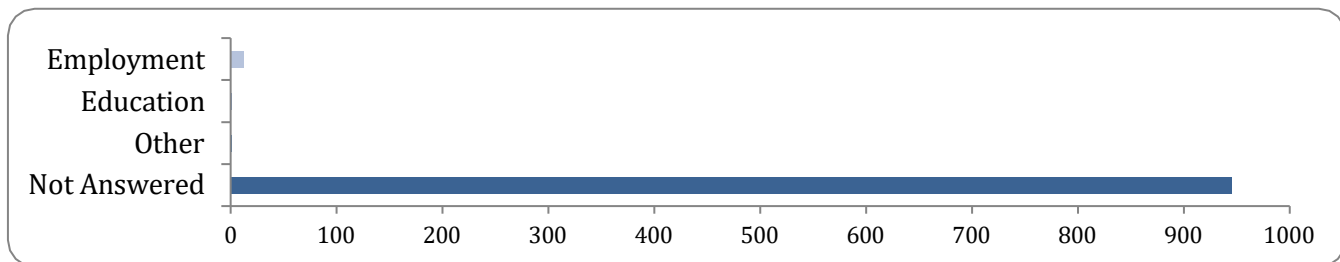


Option	Total	Percent
Monday	4	0.42%
Tuesday	5	0.52%
Wednesday	2	0.21%
Thursday	4	0.42%
Friday	3	0.31%
Not Answered	953	99.37%

### What is the main purpose of your journey/s?

#### Purpose of travel

There were 14 responses to this part of the question.



Option	Total	Percent
Food shopping	0	0.00%
Employment	12	1.25%
Education	1	0.10%
Health	0	0.00%
Social	0	0.00%
Leisure	0	0.00%
Other	1	0.10%
Not Answered	945	98.54%

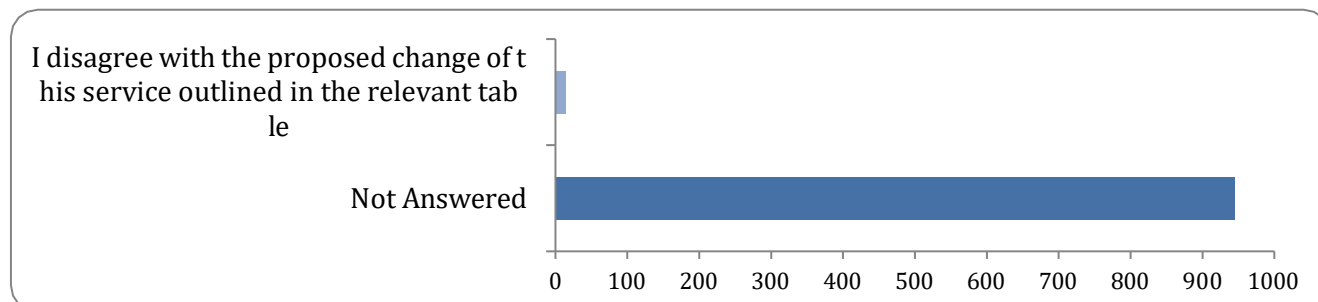
#### If other, please specify

There was 1 response to this part of the question.

## Do you agree with the ECC proposed change in relation to this service?

### Agree or disagree with proposal

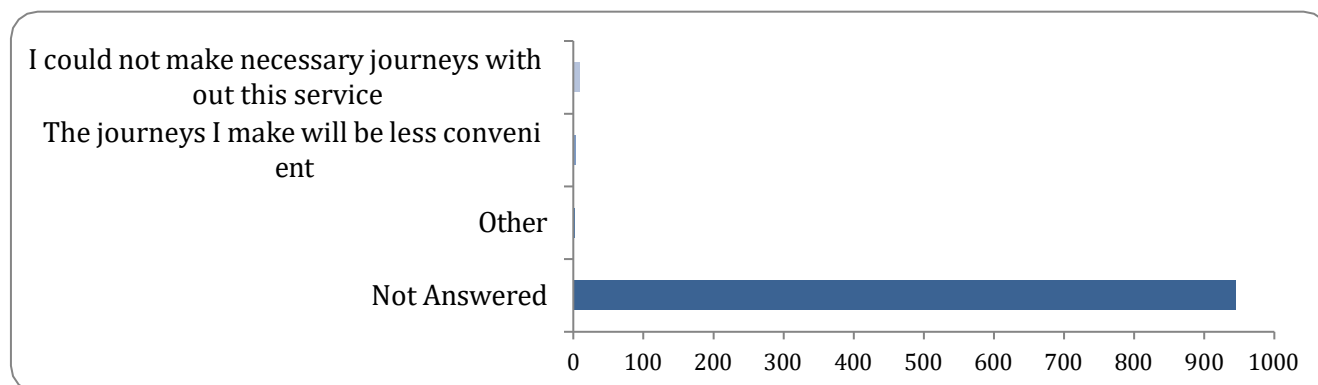
There were 14 responses to this part of the question.



Option	Total	Percent
I agree with the proposed change of this service outlined in the relevant table (including if the proposed change is “no change”)	0	0.00%
I disagree with the proposed change of this service outlined in the relevant table	14	1.46%
Not Answered	945	98.54%

### Reason of objecting to proposal

There were 14 responses to this part of the question.



Option	Total	Percent
I could not make necessary journeys without this service	9	0.94%
The journeys I make will be less convenient	3	0.31%
Other	2	0.21%
Not Answered	945	98.54%

### If other, please specify

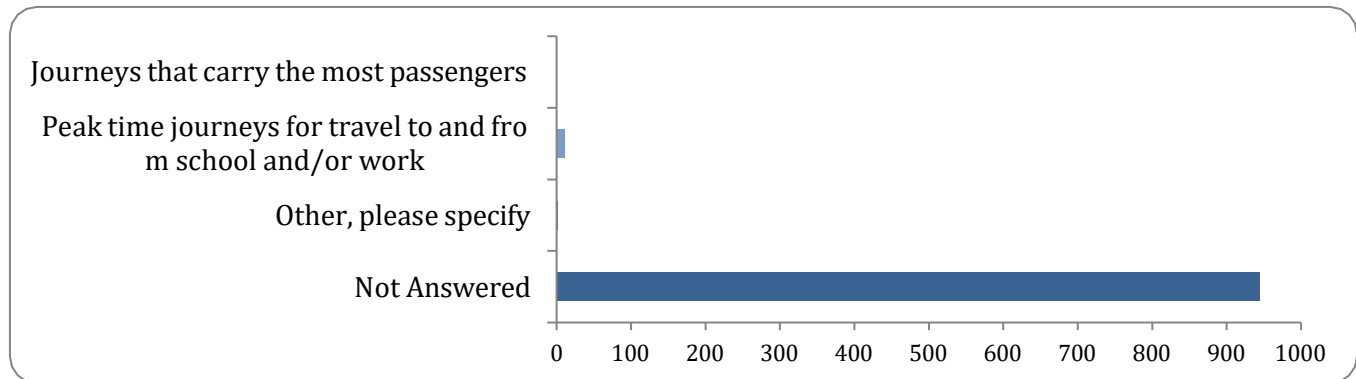
There were 4 responses to this part of the question.



## Which journey/s would you like us to prioritise if we continue to provide this service, select one that applies

### Which journey to prioritise

There were 14 responses to this part of the question.



Option	Total	Percent
Journeys that carry the most passengers	1	0.10%
Peak time journeys for travel to and from school and/or work	11	1.15%
Daytime journeys for shopping, leisure, and healthcare	0	0.00%
Other, please specify	2	0.21%
Not Answered	945	98.54%

### If other, please specify

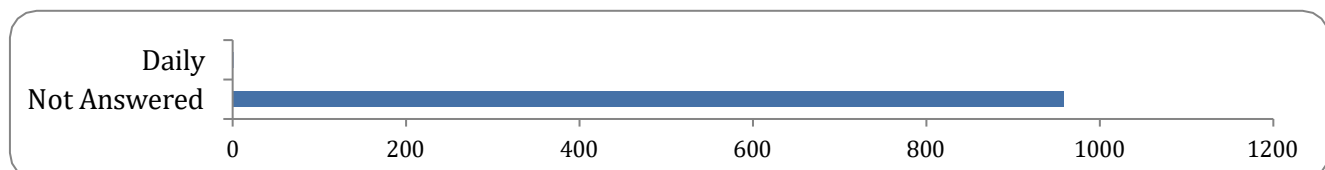
There were 3 responses to this part of the question.

## Service 50B - Colchester/Colchester - Monday Only

## Please tell us how often you use this service, select one that applies

### Frequency of use

There was 1 response to this part of the question.




Option	Total	Percent
Daily	1	0.10%
Weekly	0	0.00%
Monthly	0	0.00%
Less than once a month	0	0.00%
Not Answered	958	99.90%

Please specify which day of the week and time of the day you use this service, please select all that apply. (This is a required question)

Time of travel and day of the week - 06:00 - 09:00

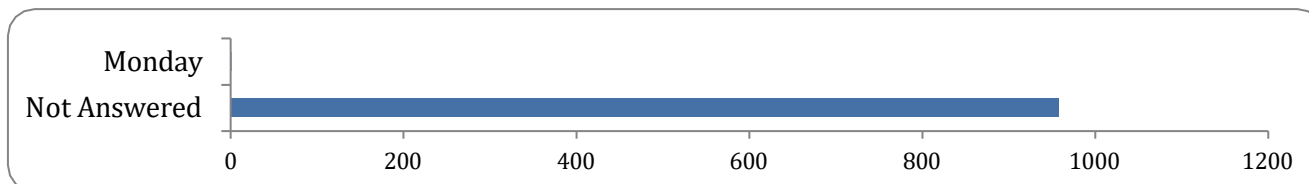
There were 0 responses to this part of the question.



Option	Total	Percent
Monday	0	0.00%
Not Answered	959	100.00%

Time of travel and day of the week - 09:00 - 12:00

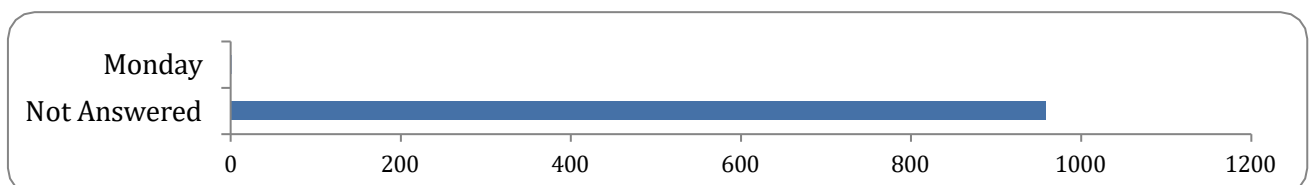
There was 1 response to this part of the question.



Option	Total	Percent
Monday	1	0.10%
Not Answered	958	99.90%

Time of travel and day of the week - 12:00 - 16:00


There was 1 response to this part of the question.



Option	Total	Percent
Monday	1	0.10%
Not Answered	958	99.90%

#### Time of travel and day of the week - 16:00 - 19:00


There were 0 responses to this part of the question.



Option	Total	Percent
Monday	0	0.00%
Not Answered	959	100.00%

#### Time of travel and day of the week - 19:00 onwards

There were 0 responses to this part of the question.

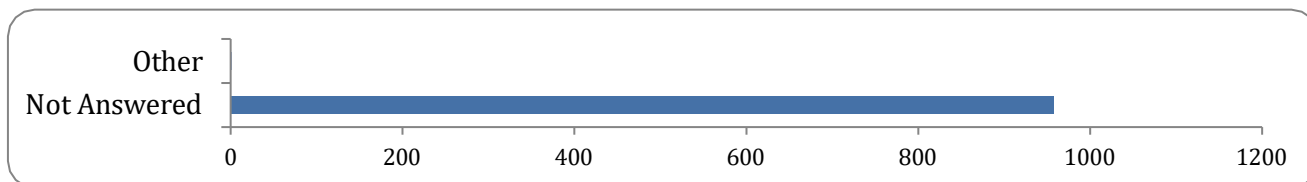


Option	Total	Percent
Monday	0	0.00%
Not Answered	959	100.00%

#### What is the main purpose of your journey/s?

##### Purpose of travel

There was 1 response to this part of the question.



Option	Total	Percent
Food shopping	0	0.00%
Employment	0	0.00%
Education	0	0.00%
Health	0	0.00%

<b>Social</b>	0	0.00%
<b>Leisure</b>	0	0.00%
<b>Other</b>	1	0.10%
<b>Not Answered</b>	958	99.90%

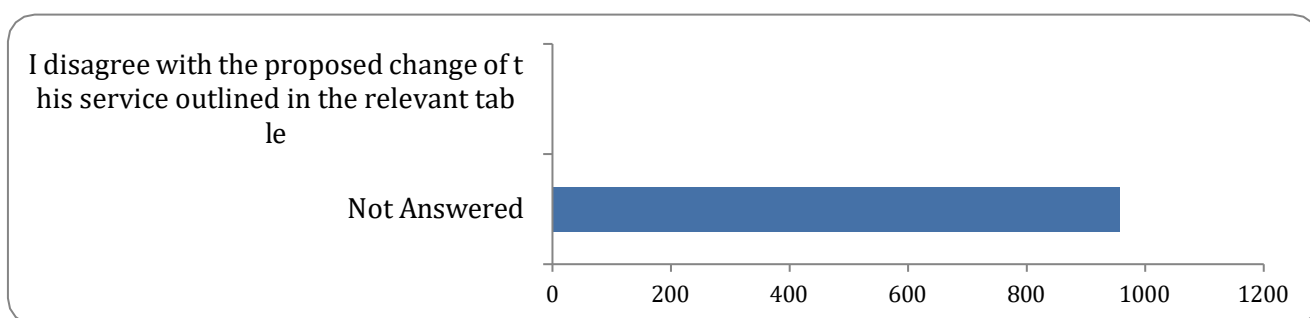
#### If other, please specify

There was 1 response to this part of the question.

### Do you agree with the ECC proposed change in relation to this service?

#### Agree or disagree with proposal


There was 1 response to this part of the question.



Option	Total	Percent
<b>I agree with the proposed change of this service outlined in the relevant table (including if the proposed change is “no change”)</b>	0	0.00%
<b>I disagree with the proposed change of this service outlined in the relevant table</b>	1	0.10%
<b>Not Answered</b>	958	99.90%

#### Reason of objecting to proposal

There was 1 response to this part of the question.



Option	Total	Percent
<b>I could not make necessary journeys without this service</b>	0	0.00%
<b>The journeys I make will be less convenient</b>	0	0.00%
<b>Other</b>	1	0.10%
<b>Not Answered</b>	958	99.90%

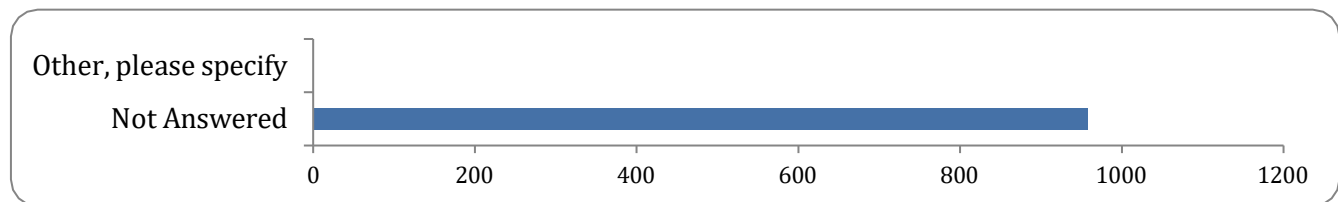
### If other, please specify

There was 1 response to this part of the question.

**Which journey/s would you like us to prioritise if we continue to provide this service, select one that applies**

### Which journey to prioritise

There was 1 response to this part of the question.



Option	Total	Percent
Journeys that carry the most passengers	0	0.00%
Peak time journeys for travel to and from school and/or work	0	0.00%
Daytime journeys for shopping, leisure, and healthcare	0	0.00%
Other, please specify	1	0.10%
Not Answered	958	99.90%

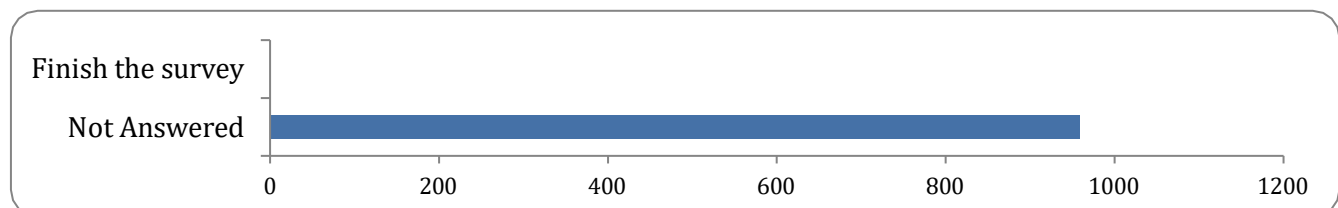
### If other, please specify

There was 1 response to this part of the question.

**Now you have answered all the questions for this service, please choose from the following options:**

### How to proceed

There was 1 response to this part of the question.



Option	Total	Percent
Choose another service in this district and answer the same questions	0	0.00%

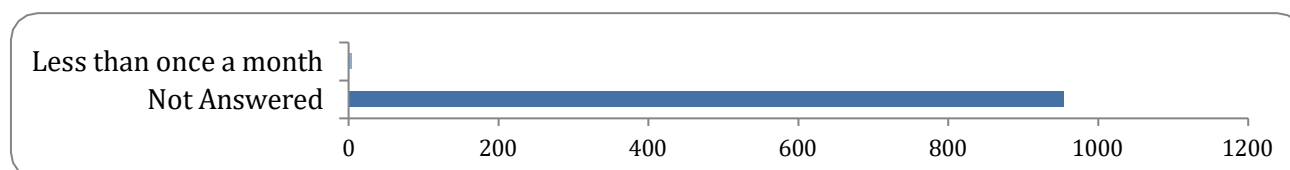
Go to District Selection page to choose a service in another district and answer the same questions	0	0.00%
Finish the survey	1	0.10%
Not Answered	958	99.90%

### Service 69/69A - Colchester/East Mersea - Tuesday Only

Please tell us how often you use this service,  
select one that applies

#### Frequency of use

There were 5 responses to this part of the question.

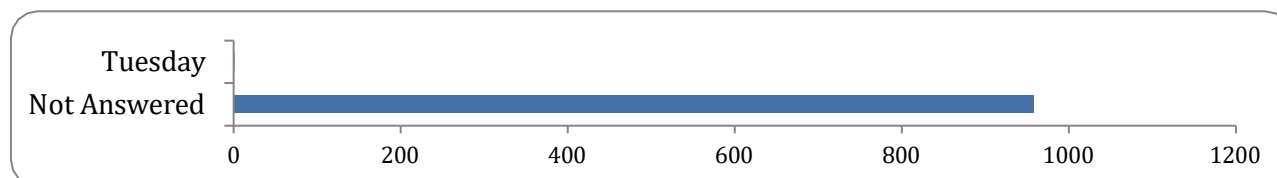


Option	Total	Percent
Daily	0	0.00%
Weekly	0	0.00%
Monthly	0	0.00%
Less than once a month	5	0.52%
Not Answered	954	99.48%

Please specify which day of the week and time of the day you use this service, please  
select all that apply. (This is a required question)

#### Time of travel and day of the week - 06:00 - 09:00

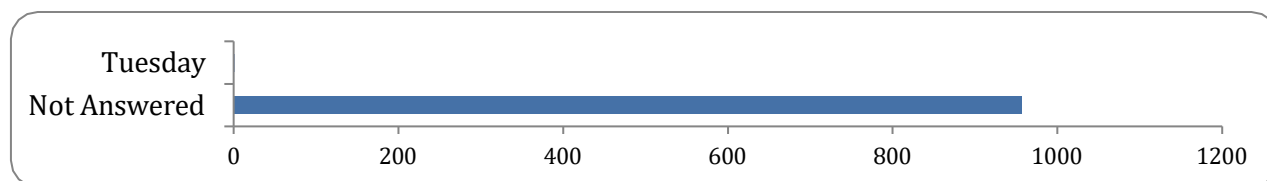
There was 1 response to this part of the question.



Option	Total	Percent
Tuesday	1	0.10%
Not Answered	958	99.90%

### Time of travel and day of the week - 09:00 - 12:00

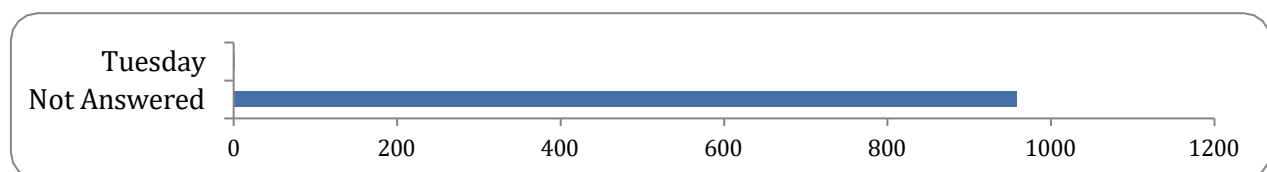
There were 2 responses to this part of the question.



Option	Total	Percent
Tuesday	2	0.21%
Not Answered	957	99.79%

### Time of travel and day of the week - 12:00 - 16:00

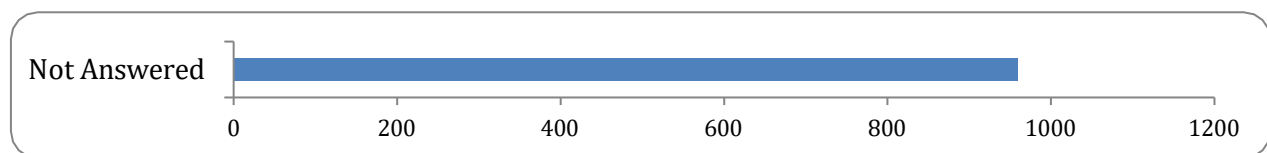
There was 1 response to this part of the question.



Option	Total	Percent
Tuesday	1	0.10%
Not Answered	958	99.90%

### Time of travel and day of the week - 16:00 - 19:00

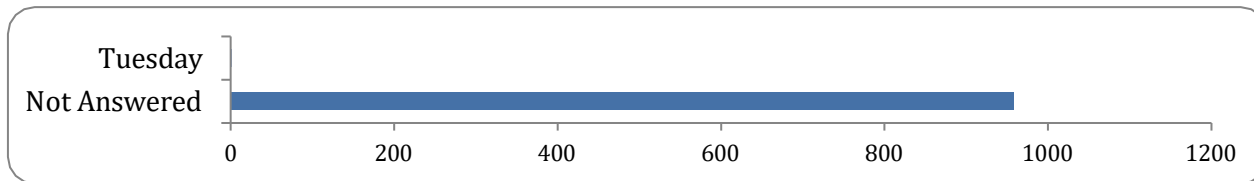
There were 0 responses to this part of the question.



Option	Total	Percent
Tuesday	0	0.00%
Not Answered	959	100.00%

### Time of travel and day of the week - 19:00 onwards

There was 1 response to this part of the question.

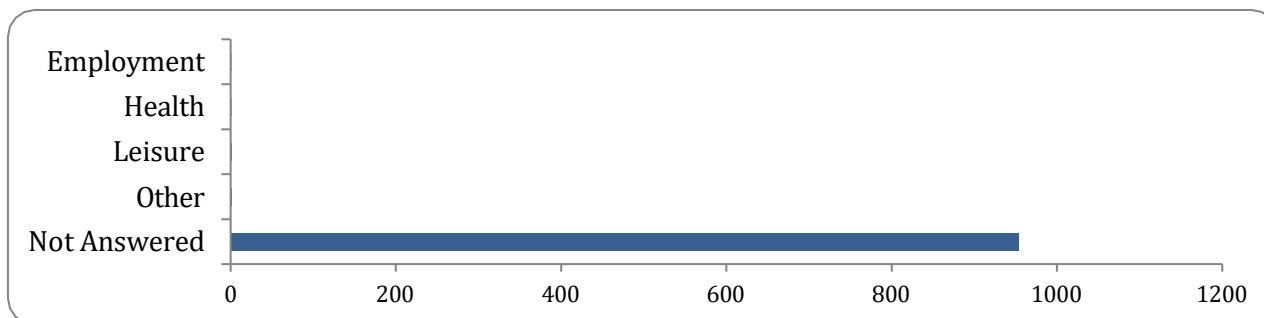


Option	Total	Percent
Tuesday	1	0.10%
Not Answered	958	99.90%

### What is the main purpose of your journey/s?

#### Purpose of travel

There were 5 responses to this part of the question.



Option	Total	Percent
Food shopping	0	0.00%
Employment	1	0.10%
Education	0	0.00%
Health	1	0.10%
Social	0	0.00%
Leisure	2	0.21%
Other	1	0.10%
Not Answered	954	99.48%

#### If other, please specify

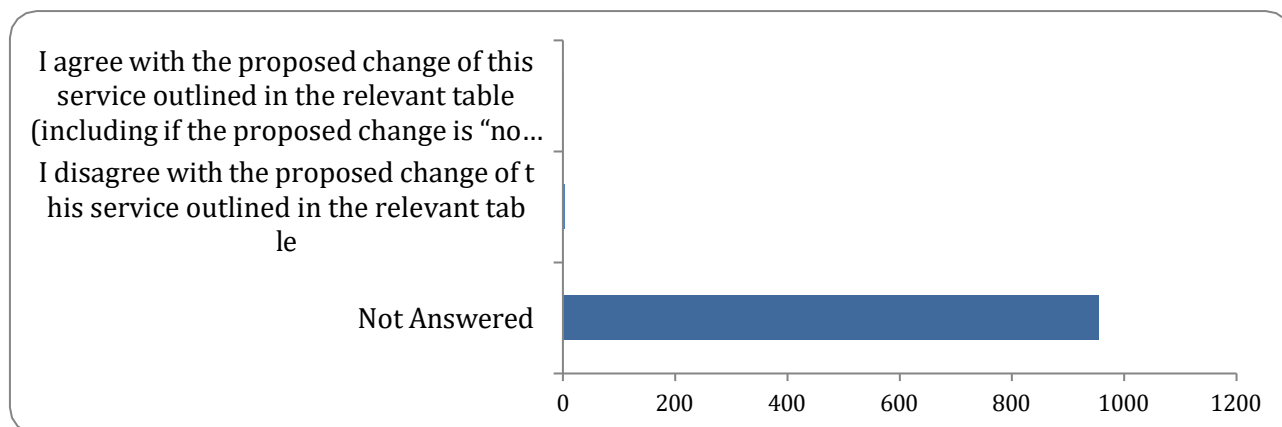
There was 1 response to this part of the question.

### Do you agree with the ECC proposed change in relation to this service?

#### Agree or disagree with proposal

There were 5 responses to this part of the question.

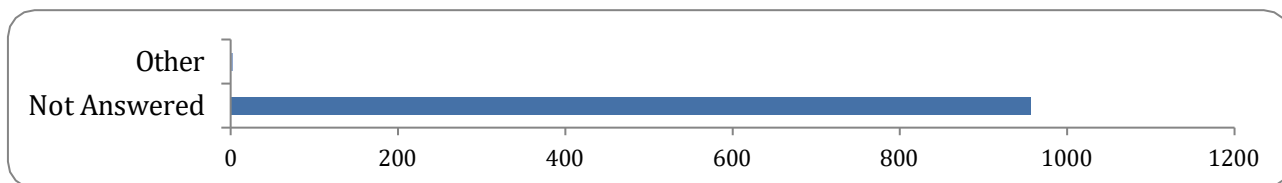




Option	Total	Percent
I agree with the proposed change of this service outlined in the relevant table (including if the proposed change is “no change”)	2	0.21%
I disagree with the proposed change of this service outlined in the relevant table	3	0.31%
Not Answered	954	99.48%

### Reason of objecting to proposal

There were 3 responses to this part of the question.



Option	Total	Percent
I could not make necessary journeys without this service	0	0.00%
The journeys I make will be less convenient	0	0.00%
Other	3	0.31%
Not Answered	956	99.69%

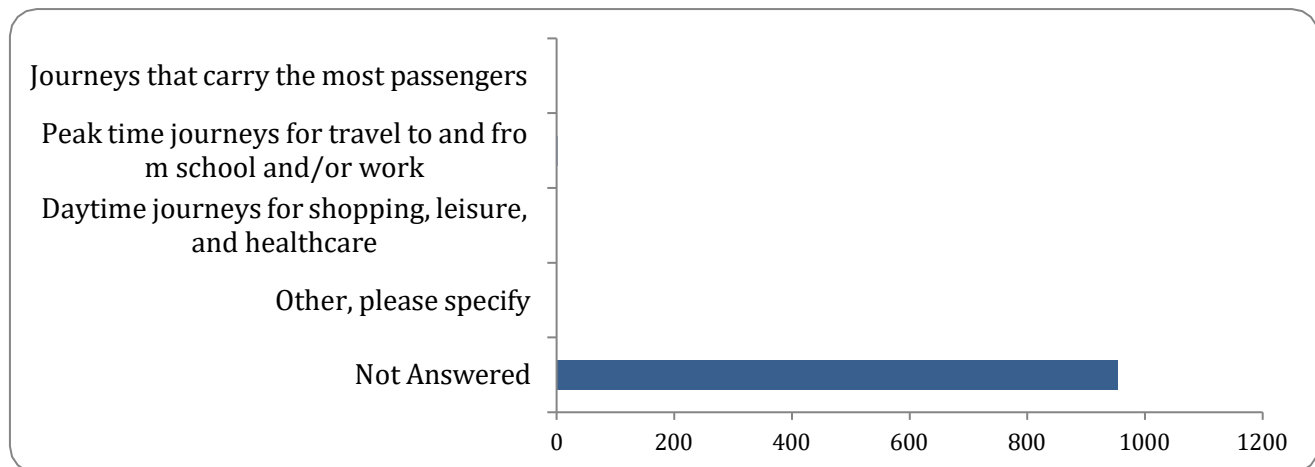
### If other, please specify

There were 3 responses to this part of the question.

**Which journey/s would you like us to prioritise if we continue to provide this service, select one that applies**

### Which journey to prioritise

There were 5 responses to this part of the question.



Option	Total	Percent
Journeys that carry the most passengers	1	0.10%
Peak time journeys for travel to and from school and/or work	2	0.21%
Daytime journeys for shopping, leisure, and healthcare	1	0.10%
Other, please specify	1	0.10%
Not Answered	954	99.48%

#### If other, please specify

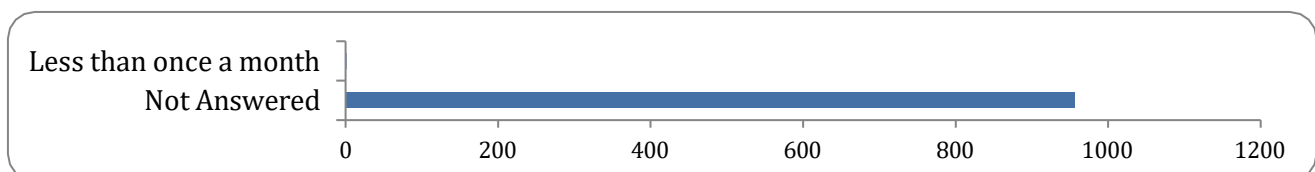
There was 1 response to this part of the question.

### Service 84B - Colchester/Great Horkesley - Thursday Only

Please tell us how often you use this service,  
select one that applies

#### Frequency of use

There were 2 responses to this part of the question.



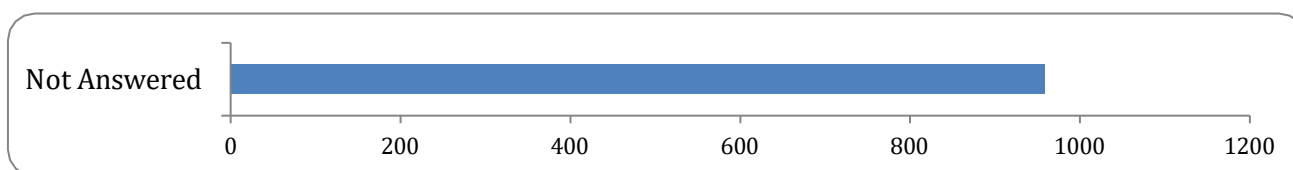
Option	Total	Percent
Daily	0	0.00%
Weekly	0	0.00%
Monthly	0	0.00%
Less than once a month	2	0.21%

Not Answered	957	99.79%
--------------	-----	--------

Please specify which day of the week and time of the day you use this service, please select all that apply. (This is a required question)

Time of travel and day of the week - 06:00 - 09:00

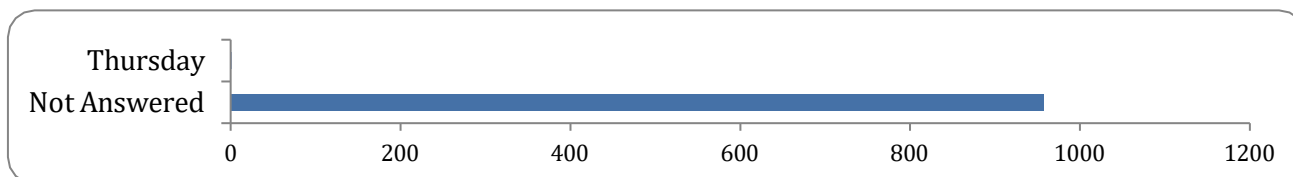
There were 0 responses to this part of the question.



Option	Total	Percent
Thursday	0	0.00%
Not Answered	959	100.00%

Time of travel and day of the week - 09:00 - 12:00


There was 1 response to this part of the question.



Option	Total	Percent
Thursday	1	0.10%
Not Answered	958	99.90%

Time of travel and day of the week - 12:00 - 16:00

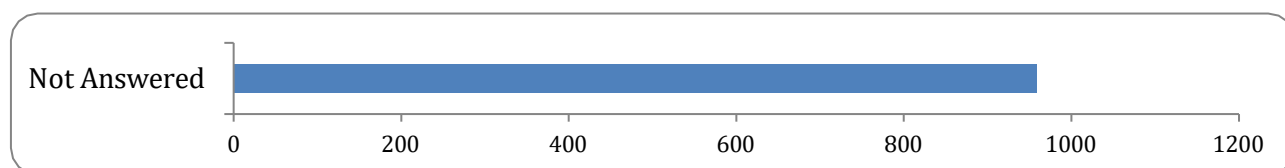
There were 0 responses to this part of the question.



Option	Total	Percent
Thursday	0	0.00%
Not Answered	959	100.00%

Time of travel and day of the week - 16:00 - 19:00

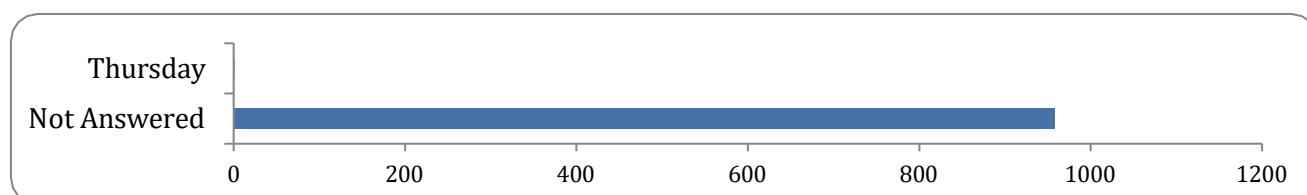
There were 0 responses to this part of the question.



Option	Total	Percent
Thursday	0	0.00%
Not Answered	959	100.00%

### Time of travel and day of the week - 19:00 onwards

There was 1 response to this part of the question.

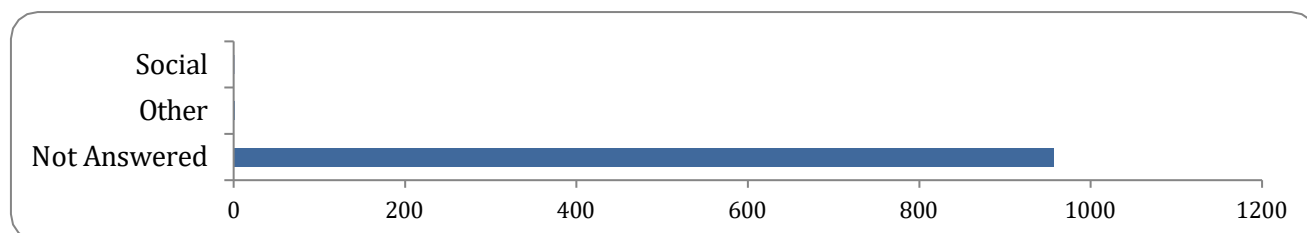


Option	Total	Percent
Thursday	1	0.10%
Not Answered	958	99.90%

### What is the main purpose of your journey/s?

#### Purpose of travel

There were 2 responses to this part of the question.



Option	Total	Percent
Food shopping	0	0.00%
Employment	0	0.00%
Education	0	0.00%
Health	0	0.00%
Social	1	0.10%
Leisure	0	0.00%

Other	1	0.10%
Not Answered	957	99.79%

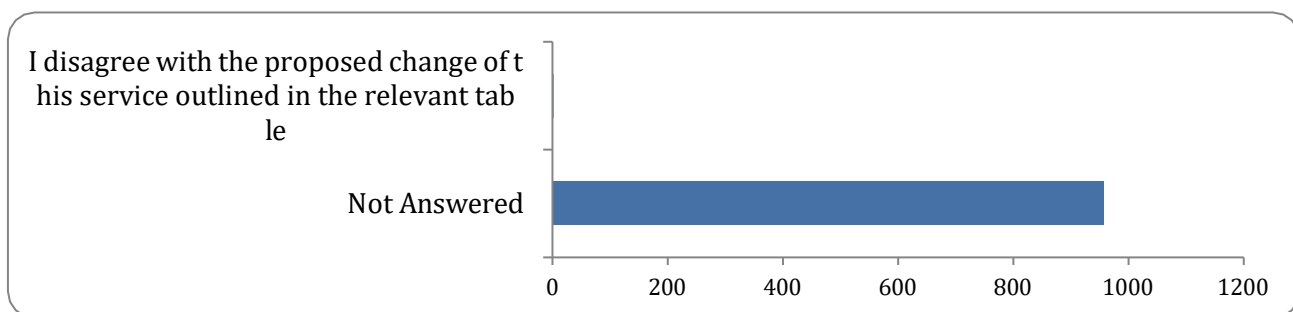
If other, please specify

There was 1 response to this part of the question.

### Do you agree with the ECC proposed change in relation to this service?

#### Agree or disagree with proposal

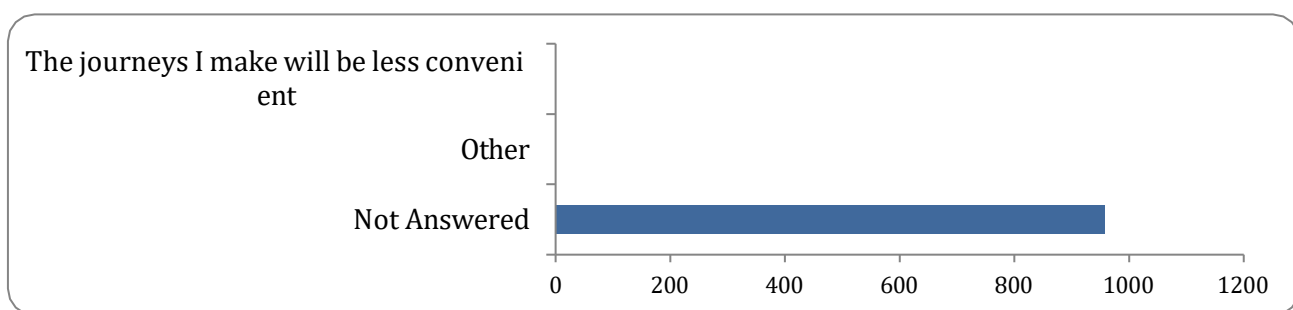
There were 2 responses to this part of the question.



Option	Total	Percent
I agree with the proposed change of this service outlined in the relevant table (including if the proposed change is “no change”)	0	0.00%
I disagree with the proposed change of this service outlined in the relevant table	2	0.21%
Not Answered	957	99.79%

#### Reason of objecting to proposal

There were 2 responses to this part of the question.



Option	Total	Percent
I could not make necessary journeys without this service	0	0.00%
The journeys I make will be less convenient	1	0.10%
Other	1	0.10%
Not Answered	957	99.79%

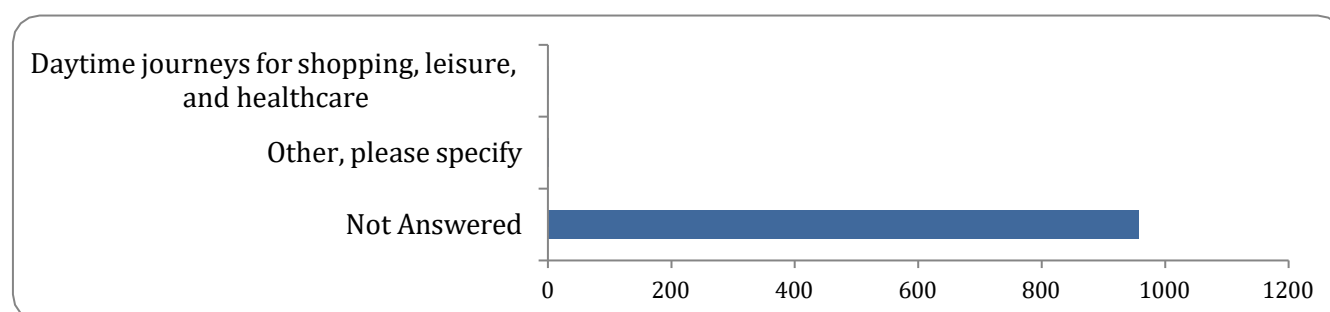
### If other, please specify

There was 1 response to this part of the question.

**Which journey/s would you like us to prioritise if we continue to provide this service, select one that applies**

### Which journey to prioritise

There were 2 responses to this part of the question.



Option	Total	Percent
Journeys that carry the most passengers	0	0.00%
Peak time journeys for travel to and from school and/or work	0	0.00%
Daytime journeys for shopping, leisure, and healthcare	1	0.10%
Other, please specify	1	0.10%
Not Answered	957	99.79%

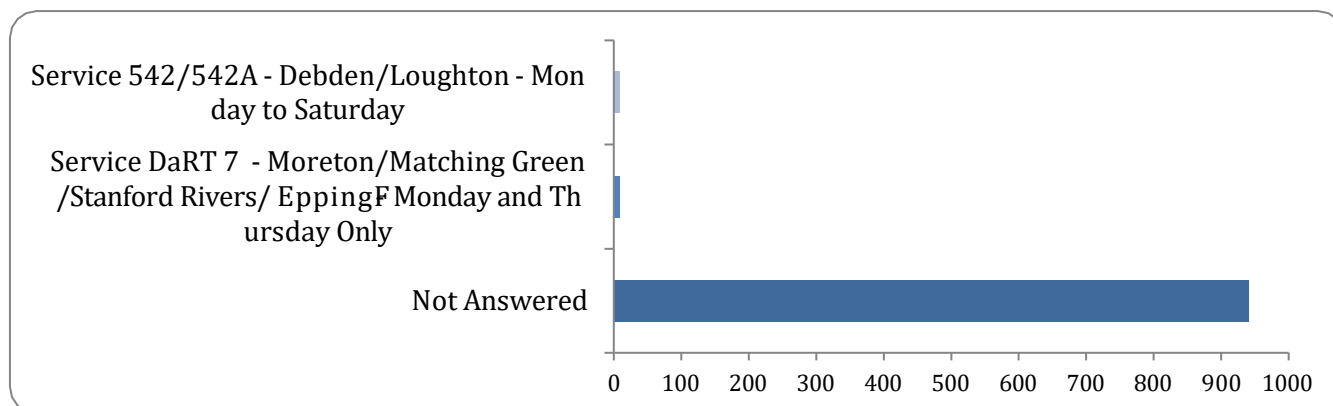
### If other, please specify

There was 1 response to this part of the question.

**Please select the service number from the options below that you wish to answer consultation questions on:**

### Service number

There were 18 responses to this part of the question.



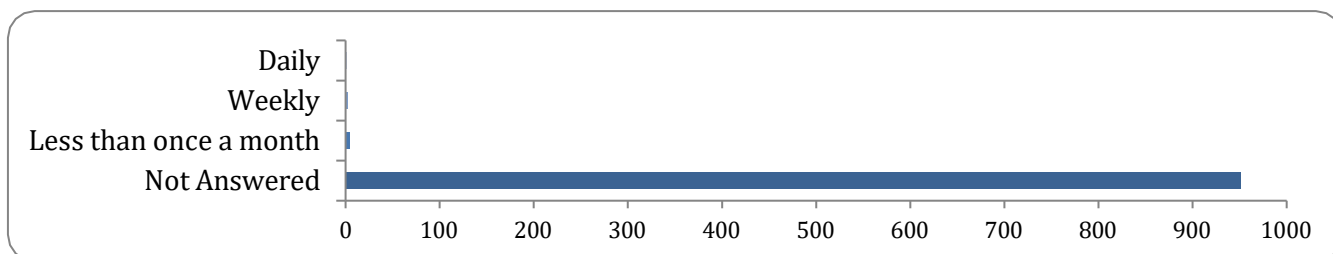
Option	Total	Percent
Service 542/542A - Debden/Loughton - Monday to Saturday	9	0.94%
Service 804 - Debden/Chigwell - School days only	0	0.00%
Service DaRT 7 - Moreton/Matching Green/Stanford Rivers/ Epping - Monday and Thursday Only	9	0.94%
Not Answered	941	98.12%

### Service 542/542A - Debden/Loughton - Monday to Saturday

Please tell us how often you use this service,  
select one that applies

#### Frequency of use

There were 8 responses to this part of the question.

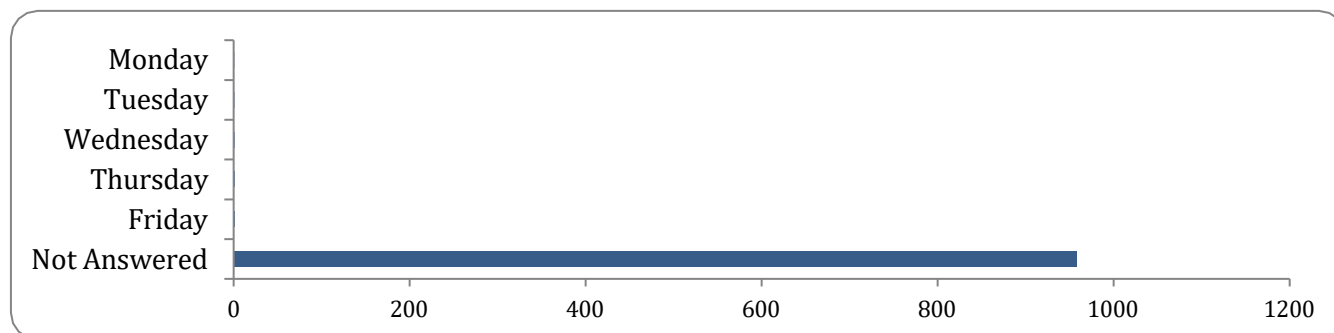


Option	Total	Percent
Daily	1	0.10%
Weekly	2	0.21%
Monthly	0	0.00%
Less than once a month	5	0.52%
Not Answered	951	99.17%

Please specify which day of the week and time of the day you use this service, please select all that apply. (This is a required question)

**Time of travel and day of the week - 06:00 - 09:00**

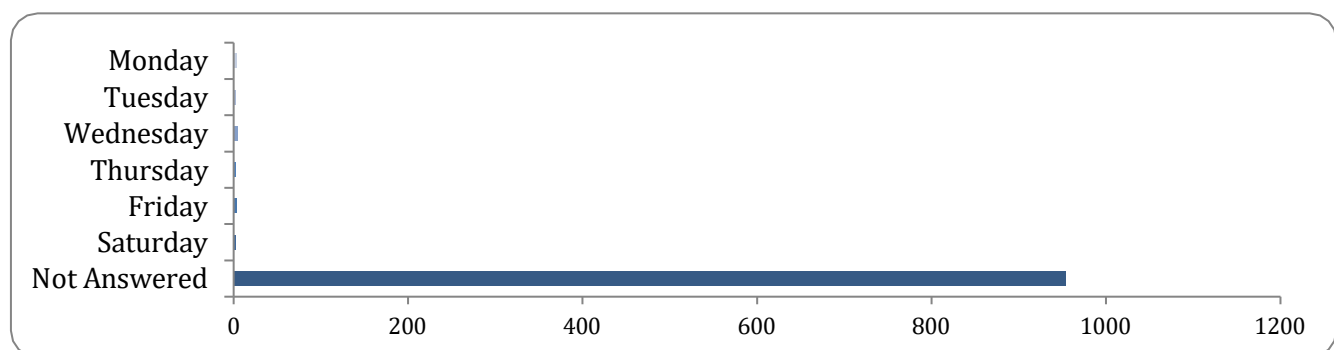
There was 1 response to this part of the question.



Option	Total	Percent
Monday	1	0.10%
Tuesday	1	0.10%
Wednesday	1	0.10%
Thursday	1	0.10%
Friday	1	0.10%
Saturday	0	0.00%
Not Answered	958	99.90%

**Time of travel and day of the week - 09:00 - 12:00**

There were 5 responses to this part of the question.



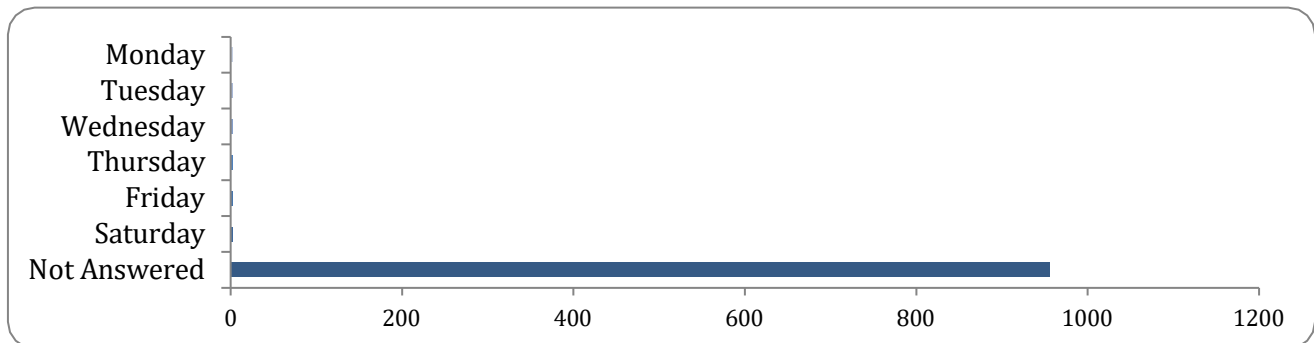
Option	Total	Percent
Monday	4	0.42%
Tuesday	3	0.31%
Wednesday	5	0.52%
Thursday	3	0.31%



<b>Friday</b>	4	0.42%
<b>Saturday</b>	3	0.31%
<b>Not Answered</b>	954	99.48%

#### Time of travel and day of the week - 12:00 - 16:00

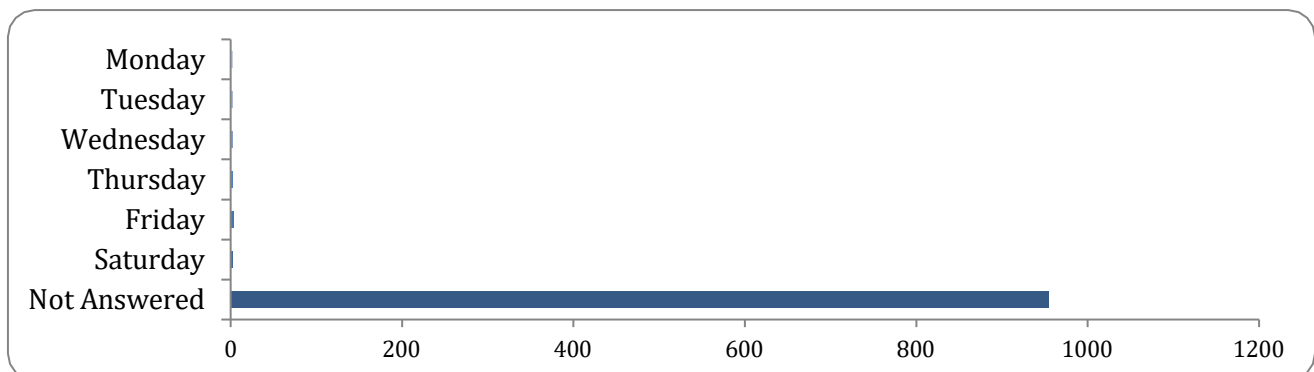
There were 3 responses to this part of the question.



Option	Total	Percent
<b>Monday</b>	2	0.21%
<b>Tuesday</b>	2	0.21%
<b>Wednesday</b>	2	0.21%
<b>Thursday</b>	3	0.31%
<b>Friday</b>	2	0.21%
<b>Saturday</b>	2	0.21%
<b>Not Answered</b>	956	99.69%

#### Time of travel and day of the week - 16:00 - 19:00

There were 4 responses to this part of the question.

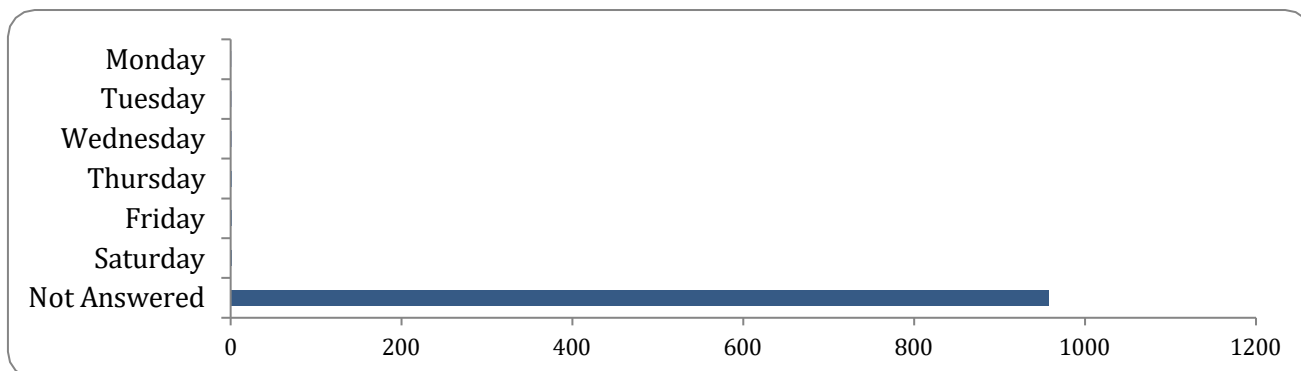


Option	Total	Percent
<b>Monday</b>	3	0.31%
<b>Tuesday</b>	3	0.31%
<b>Wednesday</b>	3	0.31%

Thursday	3	0.31%
Friday	4	0.42%
Saturday	2	0.21%
Not Answered	955	99.58%

#### Time of travel and day of the week - 19:00 onwards

There was 1 response to this part of the question.

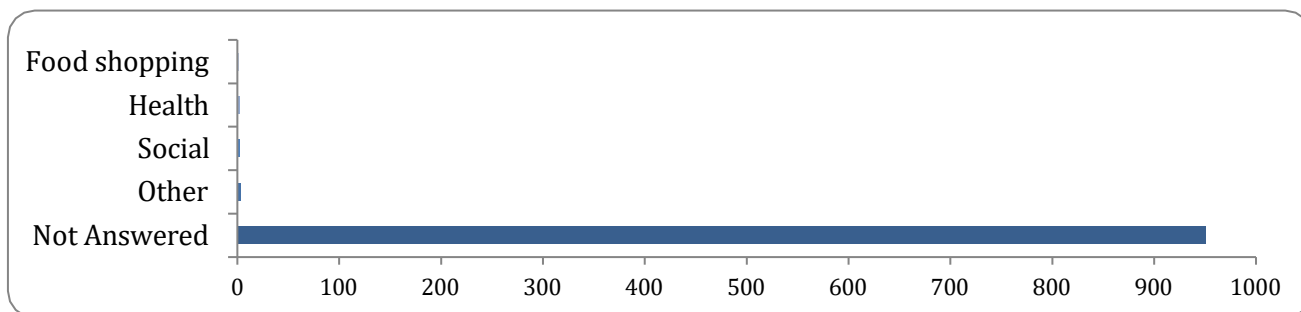


Option	Total	Percent
Monday	1	0.10%
Tuesday	1	0.10%
Wednesday	1	0.10%
Thursday	1	0.10%
Friday	1	0.10%
Saturday	1	0.10%
Not Answered	958	99.90%

#### What is the main purpose of your journey/s?

##### Purpose of travel

There were 8 responses to this part of the question.



Option	Total	Percent
--------	-------	---------

<b>Food shopping</b>	1	0.10%
<b>Employment</b>	0	0.00%
<b>Education</b>	0	0.00%
<b>Health</b>	2	0.21%
<b>Social</b>	2	0.21%
<b>Leisure</b>	0	0.00%
<b>Other</b>	3	0.31%
<b>Not Answered</b>	951	99.17%

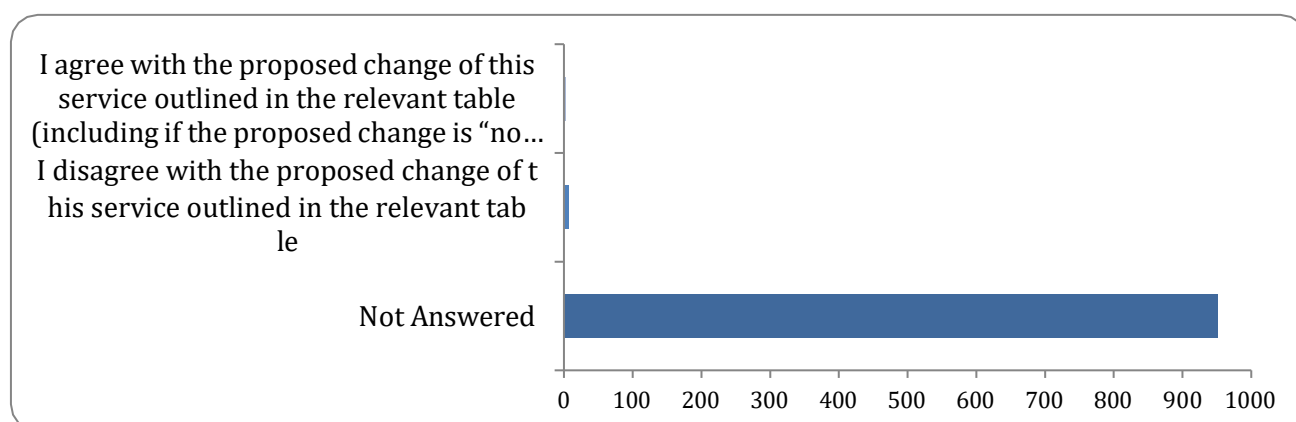
#### If other, please specify

There were 4 responses to this part of the question.

### Do you agree with the ECC proposed change in relation to this service?

#### Agree or disagree with proposal

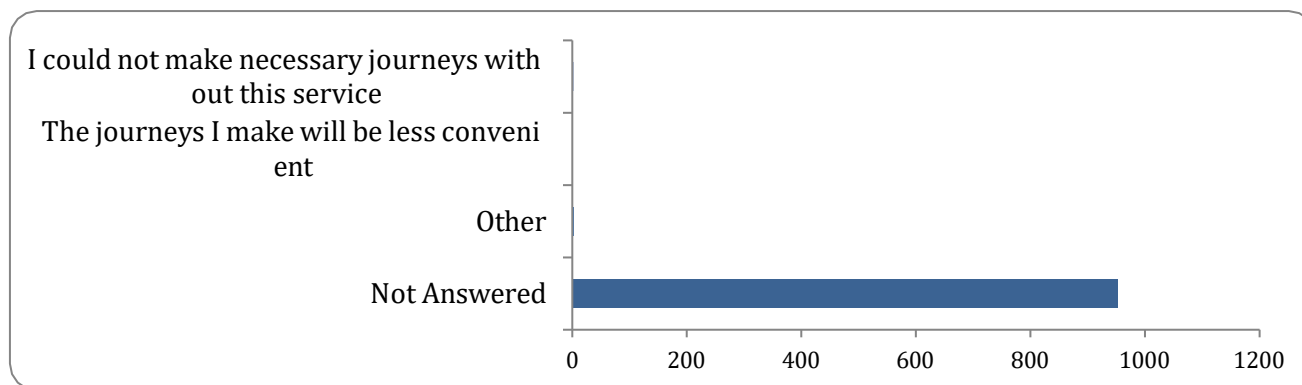
There were 8 responses to this part of the question.



Option	Total	Percent
<b>I agree with the proposed change of this service outlined in the relevant table (including if the proposed change is “no change”)</b>	2	0.21%
<b>I disagree with the proposed change of this service outlined in the relevant table</b>	6	0.63%
<b>Not Answered</b>	951	99.17%

#### Reason of objecting to proposal

There were 6 responses to this part of the question.



Option	Total	Percent
I could not make necessary journeys without this service	3	0.31%
The journeys I make will be less convenient	1	0.10%
Other	2	0.21%
Not Answered	953	99.37%

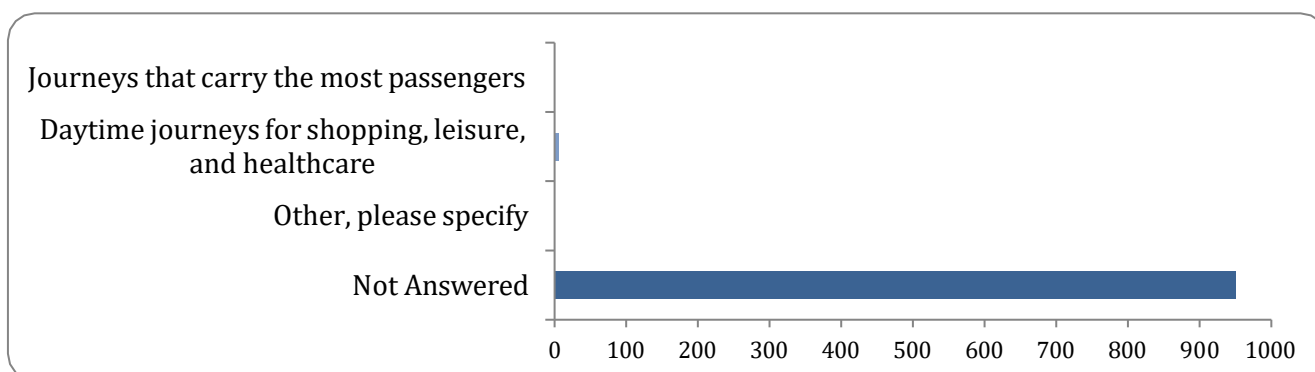
#### If other, please specify

There were 5 responses to this part of the question.

**Which journey/s would you like us to prioritise if we continue to provide this service, select one that applies**

#### Which journey to prioritise

There were 8 responses to this part of the question.



Option	Total	Percent
Journeys that carry the most passengers	1	0.10%
Peak time journeys for travel to and from school and/or work	0	0.00%
Daytime journeys for shopping, leisure, and healthcare	6	0.63%
Other, please specify	1	0.10%
Not Answered	951	99.17%

### If other, please specify

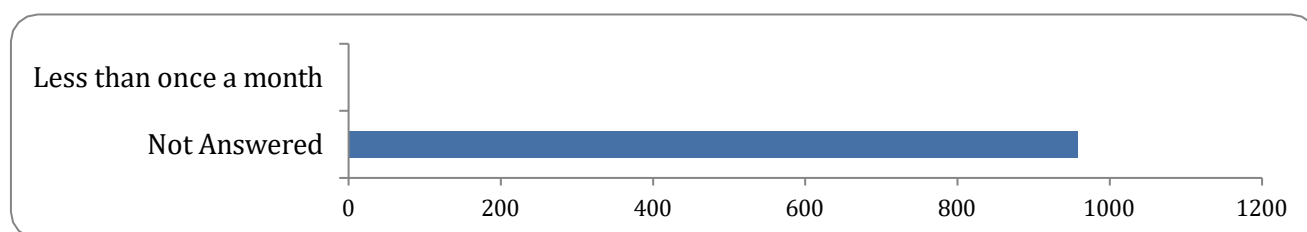
There were 2 responses to this part of the question.

### Service 804 - Debden/Chigwell - School days only

Please tell us how often you use this service,  
select one that applies

#### Frequency of use

There was 1 response to this part of the question.




Option	Total	Percent
Daily	0	0.00%
Weekly	0	0.00%
Monthly	0	0.00%
Less than once a month	1	0.10%
Not Answered	958	99.90%

Please specify which day of the week and time of the day you use this service, please  
select all that apply. (This is a required question)

#### Time of travel and day of the week - 06:00 - 09:00

There were 0 responses to this part of the question.



Option	Total	Percent
School Days	0	0.00%
Not Answered	959	100.00%

#### Time of travel and day of the week - 09:00 - 12:00

There were 0 responses to this part of the question.



Option	Total	Percent
School Days	0	0.00%
Not Answered	959	100.00%

#### Time of travel and day of the week - 12:00 - 16:00

There were 0 responses to this part of the question.



Option	Total	Percent
School Days	0	0.00%
Not Answered	959	100.00%

#### Time of travel and day of the week - 16:00 - 19:00

There were 0 responses to this part of the question.



Option	Total	Percent
School Days	0	0.00%
Not Answered	959	100.00%

#### Time of travel and day of the week - 19:00 onwards

There were 0 responses to this part of the question.



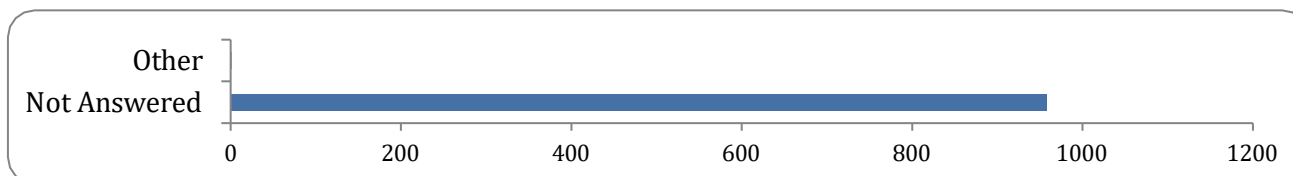
Option	Total	Percent
School Days	0	0.00%

Not Answered	959	100.00%
--------------	-----	---------

## What is the main purpose of your journey/s?

### Purpose of travel

There was 1 response to this part of the question.



Option	Total	Percent
Food shopping	0	0.00%
Employment	0	0.00%
Education	0	0.00%
Health	0	0.00%
Social	0	0.00%
Leisure	0	0.00%
Other	1	0.10%
Not Answered	958	99.90%

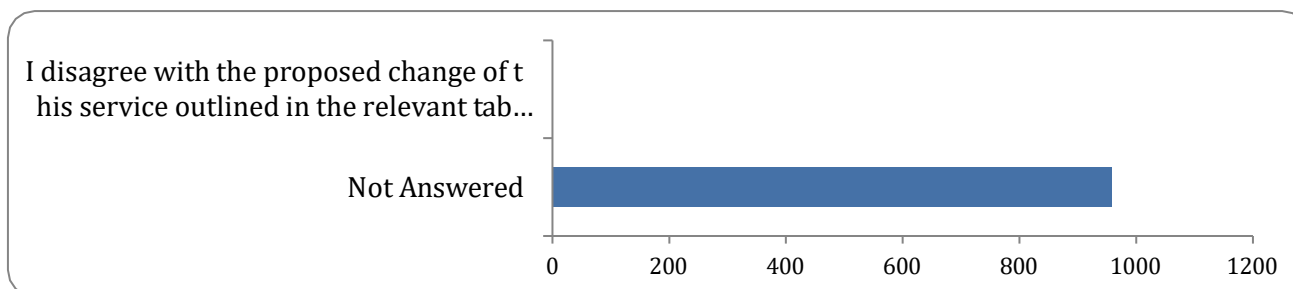
### If other, please specify

There was 1 response to this part of the question.

## Do you agree with the ECC proposed change in relation to this service?

### Agree or disagree with proposal

There was 1 response to this part of the question.

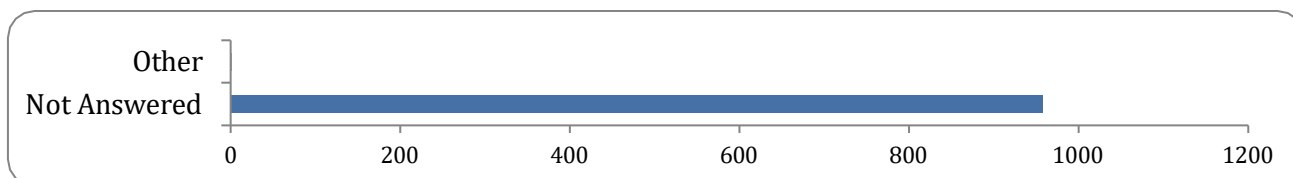


Option	Total	Percent
I agree with the proposed change of this service outlined in the relevant table (including if the proposed change is "no change")	0	0.00%

I disagree with the proposed change of this service outlined in the relevant table	1	0.10%
Not Answered	958	99.90%

### Reason of objecting to proposal

There was 1 response to this part of the question.



Option	Total	Percent
I could not make necessary journeys without this service	0	0.00%
The journeys I make will be less convenient	0	0.00%
Other	1	0.10%
Not Answered	958	99.90%

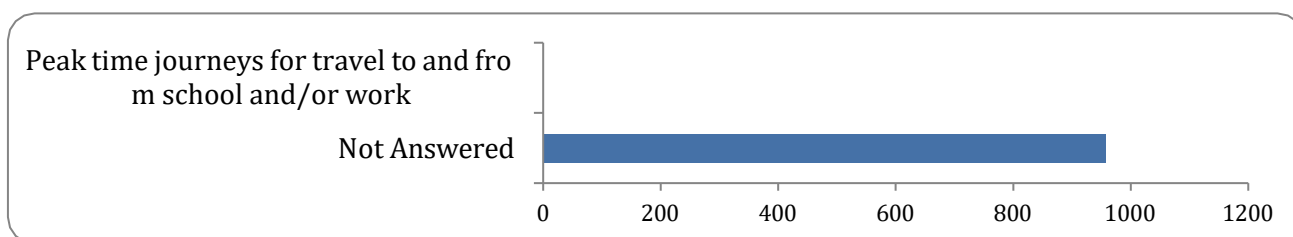
### If other, please specify

There was 1 response to this part of the question.

**Which journey/s would you like us to prioritise if we continue to provide this service, select one that applies**

### Which journey to prioritise

There was 1 response to this part of the question.



Option	Total	Percent
Journeys that carry the most passengers	0	0.00%
Peak time journeys for travel to and from school and/or work	1	0.10%
Daytime journeys for shopping, leisure, and healthcare	0	0.00%
Other, please specify	0	0.00%
Not Answered	958	99.90%



If other, please specify

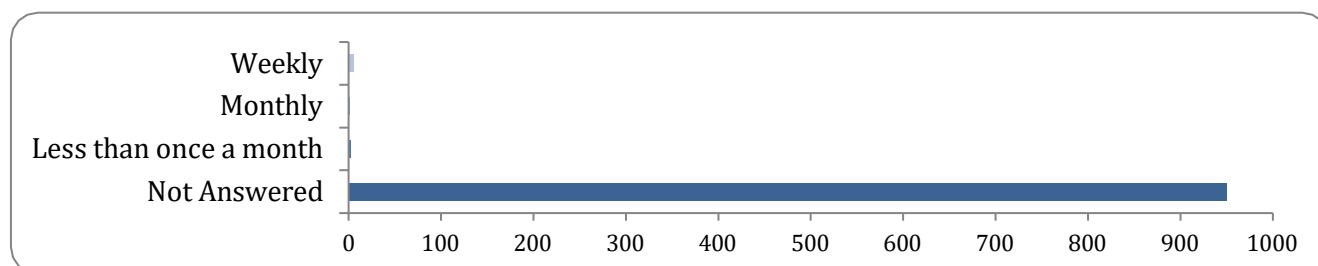
There were 0 responses to this part of the question.

### Service DaRT 7 - Moreton/Matching Green/Stanford Rivers/ Epping - Monday and Thursday Only

Please tell us how often you use this service,  
select one that applies

Frequency of use

There were 9 responses to this part of the question.

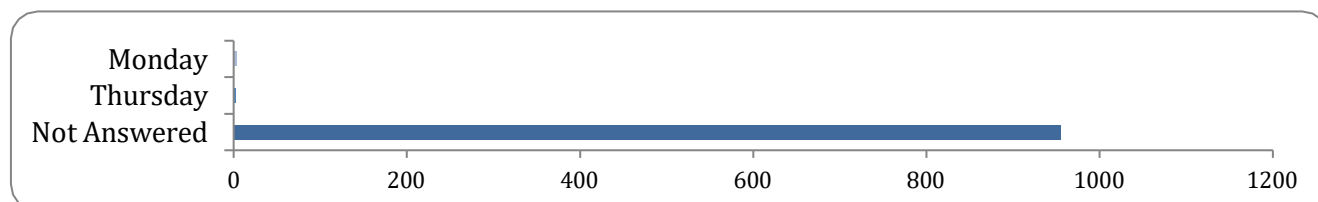


Option	Total	Percent
Daily	0	0.00%
Weekly	6	0.63%
Monthly	1	0.10%
Less than once a month	2	0.21%
Not Answered	950	99.06%

Please specify which day of the week and time of the day you use this service, please select all that apply. (This is a required question)

Time of travel and day of the week - 06:00 - 09:00

There were 4 responses to this part of the question.

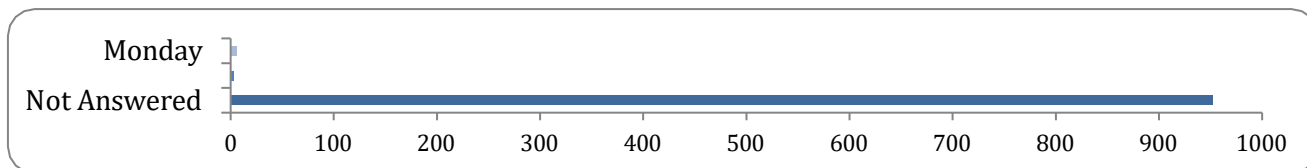


Option	Total	Percent
Monday	4	0.42%
Thursday	3	0.31%

<b>Not Answered</b>	955	99.58%
---------------------	-----	--------

#### Time of travel and day of the week - 09:00 - 12:00

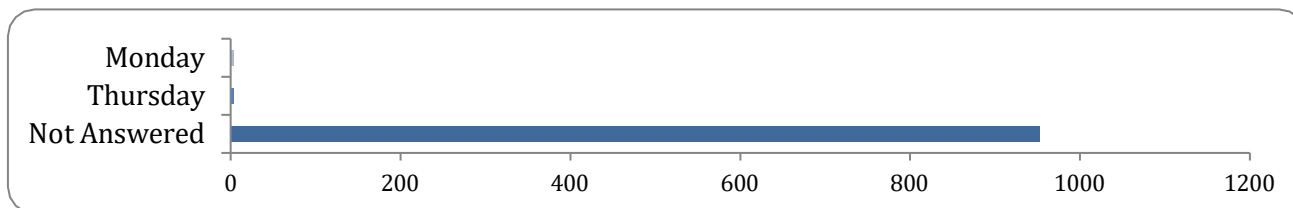
There were 7 responses to this part of the question.



Option	Total	Percent
Monday	6	0.63%
Thursday	3	0.31%
Not Answered	952	99.27%

#### Time of travel and day of the week - 12:00 - 16:00

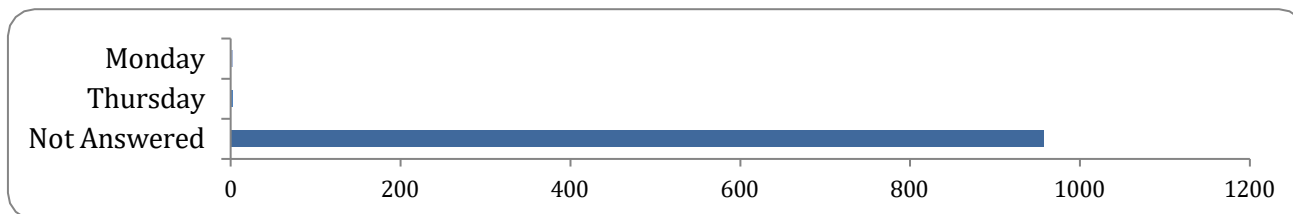
There were 6 responses to this part of the question.



Option	Total	Percent
Monday	4	0.42%
Thursday	4	0.42%
Not Answered	953	99.37%

#### Time of travel and day of the week - 16:00 - 19:00

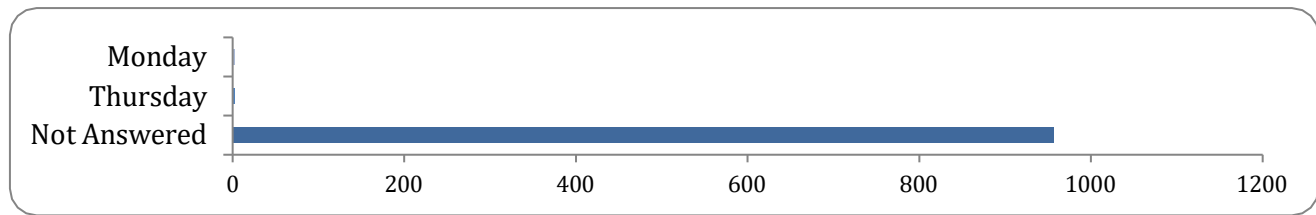
There were 2 responses to this part of the question.



Option	Total	Percent
Monday	2	0.21%
Thursday	2	0.21%
Not Answered	957	99.79%

### Time of travel and day of the week - 19:00 onwards

There were 2 responses to this part of the question.

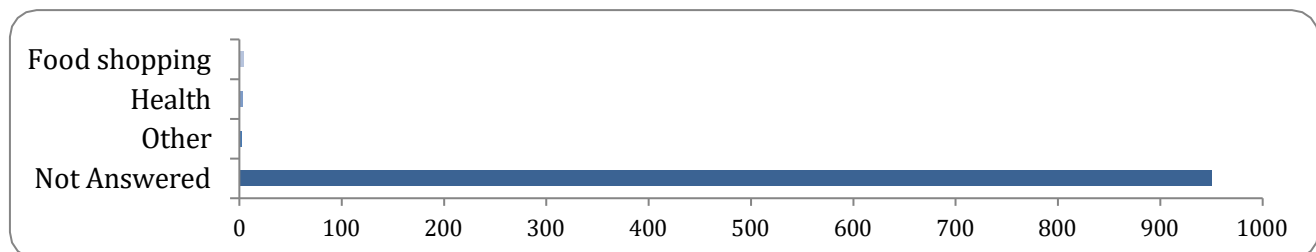


Option	Total	Percent
Monday	2	0.21%
Thursday	2	0.21%
Not Answered	957	99.79%

### What is the main purpose of your journey/s?

#### Purpose of travel

There were 9 responses to this part of the question.



Option	Total	Percent
Food shopping	4	0.42%
Employment	0	0.00%
Education	0	0.00%
Health	3	0.31%
Social	0	0.00%
Leisure	0	0.00%
Other	2	0.21%
Not Answered	950	99.06%

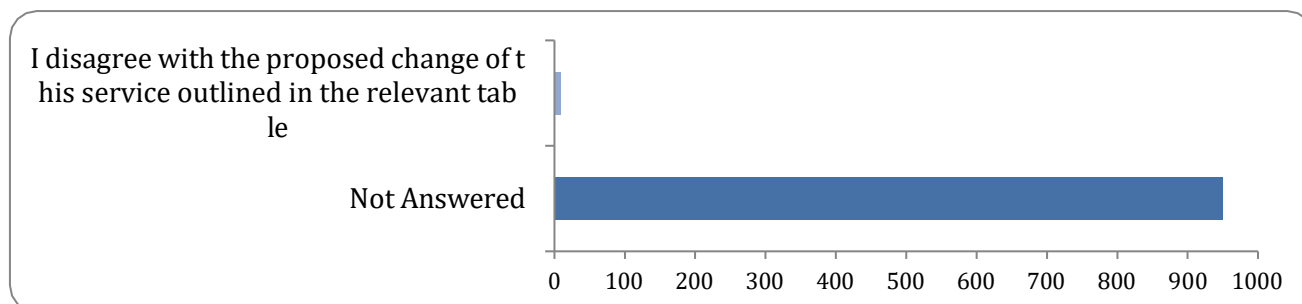
#### If other, please specify

There were 4 responses to this part of the question.

### Do you agree with the ECC proposed change in relation to this service?

#### Agree or disagree with proposal

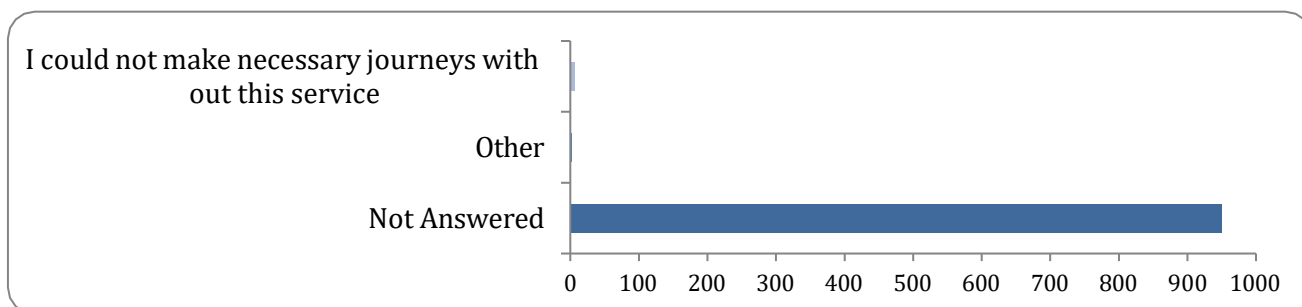
There were 9 responses to this part of the question.



Option	Total	Percent
I agree with the proposed change of this service outlined in the relevant table (including if the proposed change is “no change”)	0	0.00%
I disagree with the proposed change of this service outlined in the relevant table	9	0.94%
Not Answered	950	99.06%

### Reason of objecting to proposal

There were 9 responses to this part of the question.



Option	Total	Percent
I could not make necessary journeys without this service	7	0.73%
The journeys I make will be less convenient	0	0.00%
Other	2	0.21%
Not Answered	950	99.06%

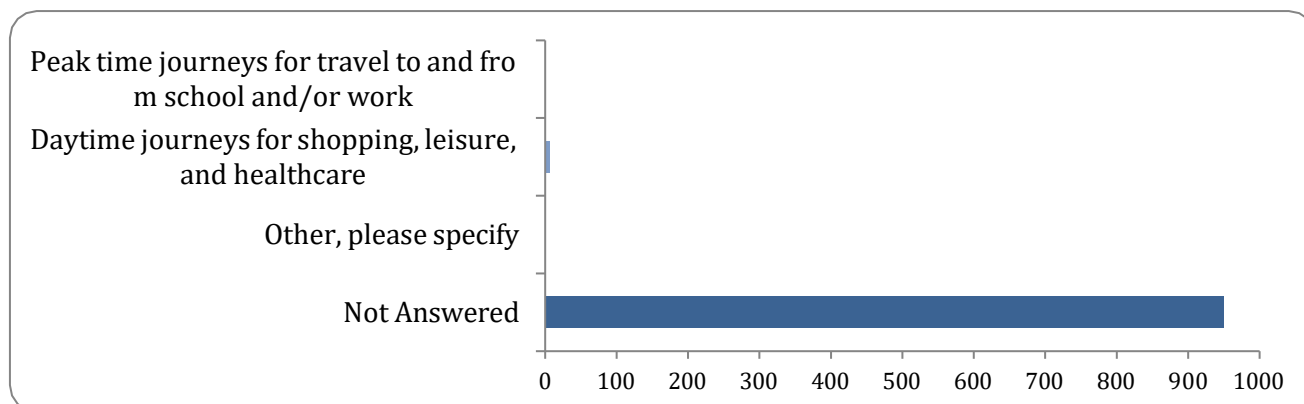
### If other, please specify

There were 4 responses to this part of the question.

**Which journey/s would you like us to prioritise if we continue to provide this service, select one that applies**

### Which journey to prioritise

There were 9 responses to this part of the question.



Option	Total	Percent
Journeys that carry the most passengers	0	0.00%
Peak time journeys for travel to and from school and/or work	1	0.10%
Daytime journeys for shopping, leisure, and healthcare	7	0.73%
Other, please specify	1	0.10%
Not Answered	950	99.06%

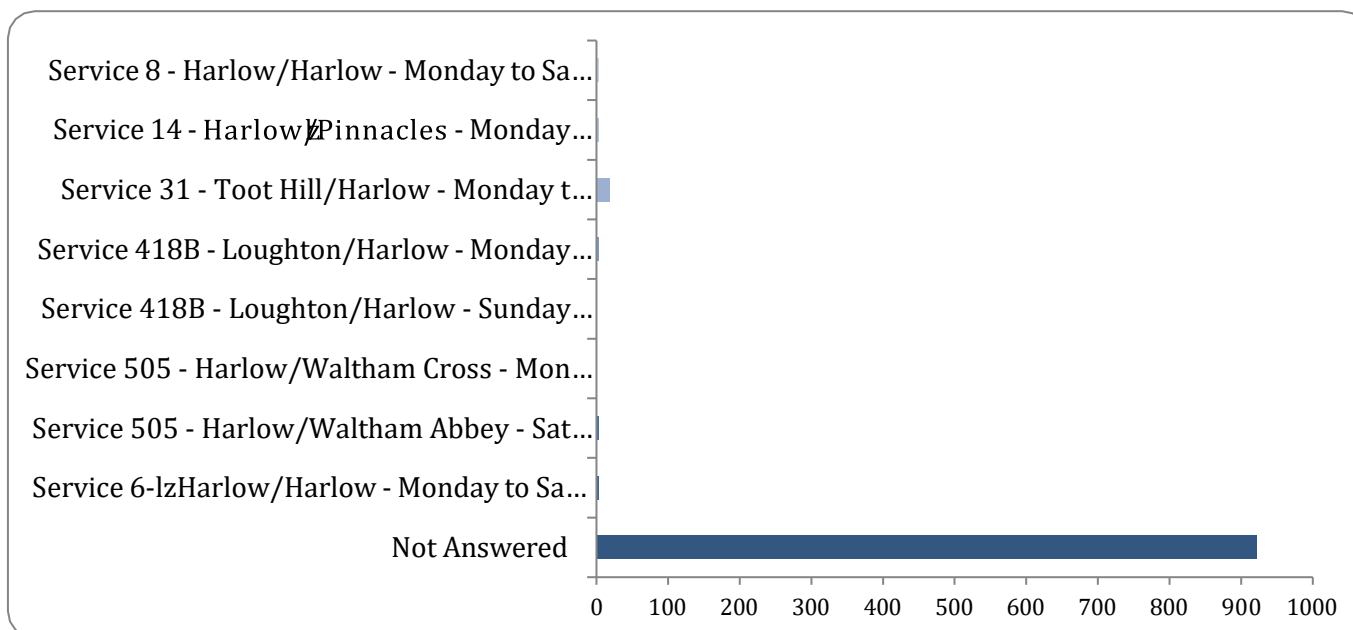
#### If other, please specify

There was 1 response to this part of the question.

Please select the service number from the options below that you wish to answer consultation questions on:

#### Service number

There were 37 responses to this part of the question.



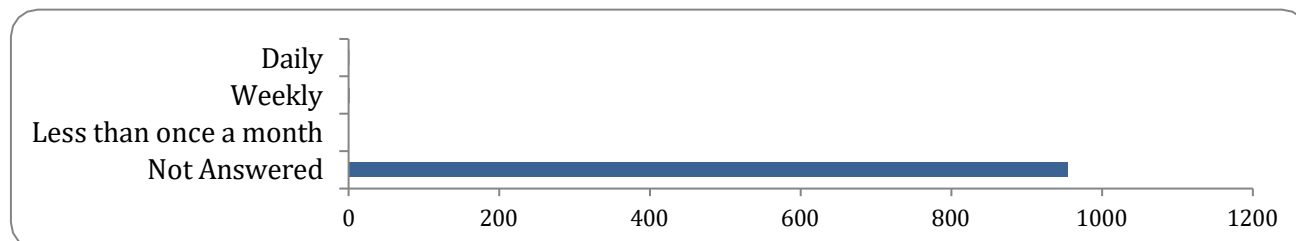
Option	Total	Percent
Service 8 - Harlow/Harlow - Monday to Saturday Evenings only	3	0.31%
Service 14 - Harlow /Pinnacles - Monday to Saturday	4	0.42%
Service 31 - Toot Hill/Harlow - Monday to Saturday	19	1.98%
Service 418B - Loughton/Harlow - Monday to Saturday Evenings only	3	0.31%
Service 418B - Loughton/Harlow - Sunday & Public Holidays only	1	0.10%
Service 505 - Harlow/Waltham Cross - Monday to Friday	1	0.10%
Service 505 - Harlow/Waltham Abbey - Saturday only	3	0.31%
Service 6 - Harlow/Harlow - Monday to Saturday Evenings only	3	0.31%
Not Answered	922	96.14%

### Service 8 - Harlow/Harlow - Monday to Saturday Evenings only

Please tell us how often you use this service,  
select one that applies

#### Frequency of use

There were 5 responses to this part of the question.

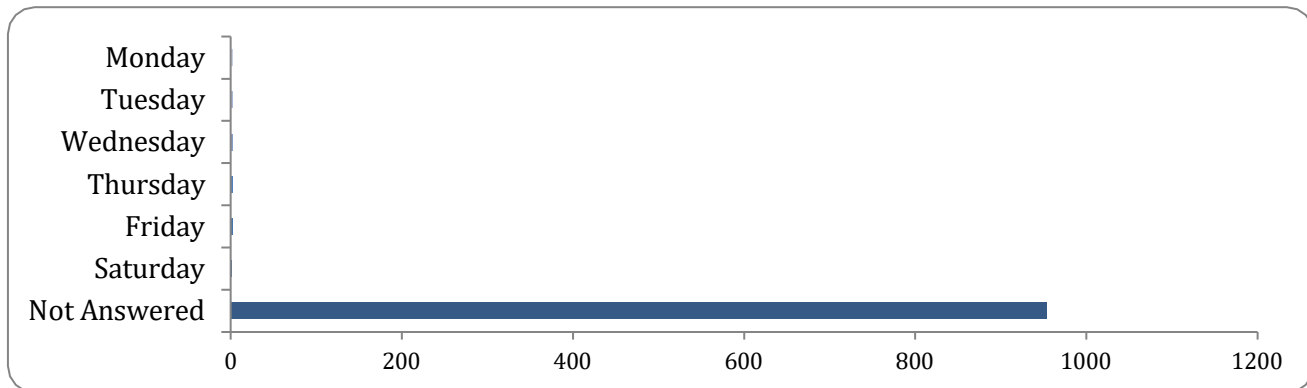


Option	Total	Percent
Daily	2	0.21%
Weekly	2	0.21%
Monthly	0	0.00%
Less than once a month	1	0.10%
Not Answered	954	99.48%

Please specify which day of the week and time of the day you use this service, please  
select all that apply. (This is a required question)

#### Time of travel and day of the week - 19:00 onwards

There were 5 responses to this part of the question.

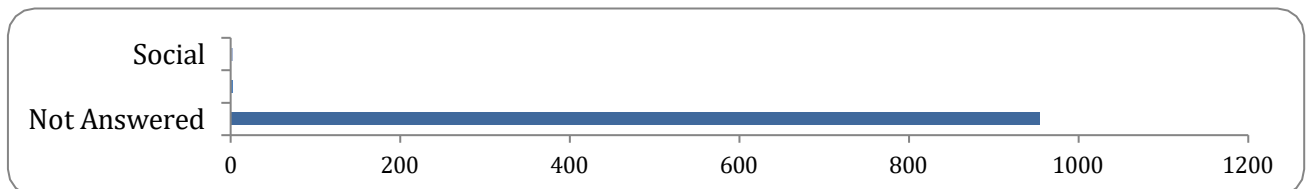


Option	Total	Percent
Monday	2	0.21%
Tuesday	3	0.31%
Wednesday	3	0.31%
Thursday	3	0.31%
Friday	2	0.21%
Saturday	1	0.10%
Not Answered	954	99.48%

## What is the main purpose of your journey/s?

### Purpose of travel

There were 5 responses to this part of the question.



Option	Total	Percent
Food shopping	0	0.00%
Employment	0	0.00%
Education	0	0.00%
Health	0	0.00%
Social	3	0.31%
Leisure	0	0.00%
Other	2	0.21%
Not Answered	954	99.48%

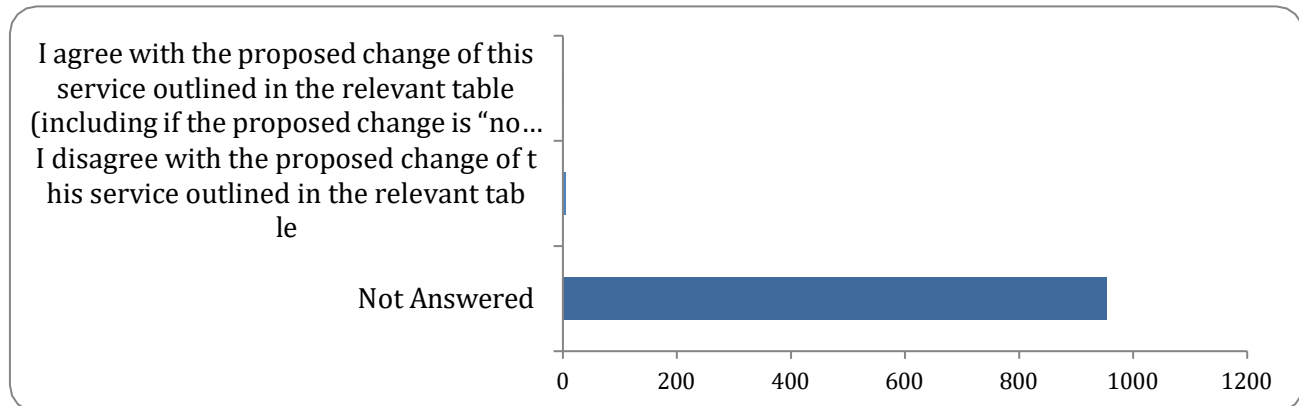
### If other, please specify

There were 2 responses to this part of the question.

## Do you agree with the ECC proposed change in relation to this service?

### Agree or disagree with proposal

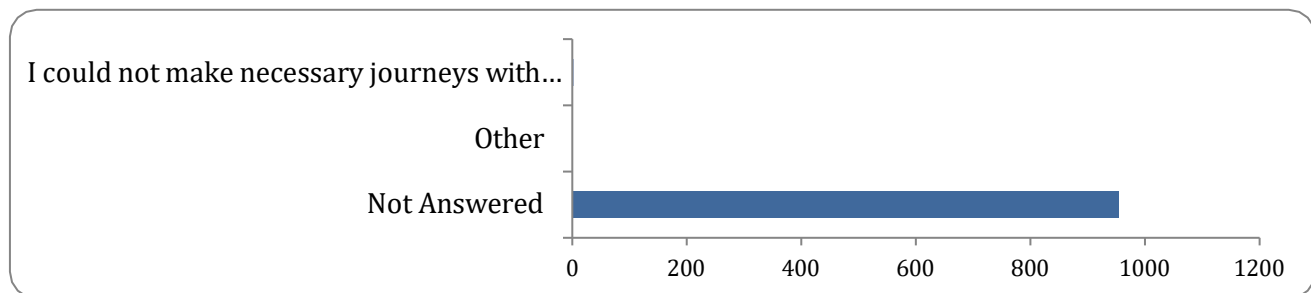
There were 5 responses to this part of the question.



Option	Total	Percent
I agree with the proposed change of this service outlined in the relevant table (including if the proposed change is "no change")	1	0.10%
I disagree with the proposed change of this service outlined in the relevant table	4	0.42%
Not Answered	954	99.48%

### Reason of objecting to proposal

There were 4 responses to this part of the question.



Option	Total	Percent
I could not make necessary journeys without this service	3	0.31%
The journeys I make will be less convenient	0	0.00%
Other	1	0.10%
Not Answered	955	99.58%

### If other, please specify

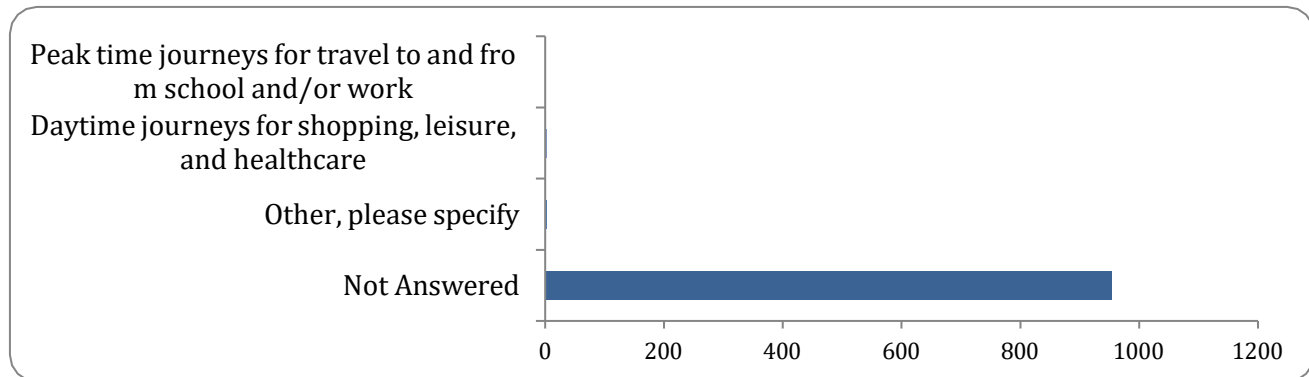
There was 1 response to this part of the question.



**Which journey/s would you like us to prioritise if we continue to provide this service, select one that applies**

**Which journey to prioritise**

There were 5 responses to this part of the question.



Option	Total	Percent
Journeys that carry the most passengers	0	0.00%
Peak time journeys for travel to and from school and/or work	1	0.10%
Daytime journeys for shopping, leisure, and healthcare	2	0.21%
Other, please specify	2	0.21%
Not Answered	954	99.48%

**If other, please specify**

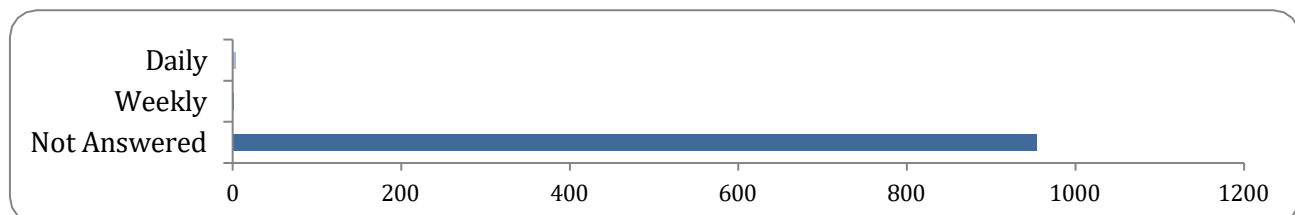
There were 2 responses to this part of the question.

**Service 14 - Harlow/Pinnacles - Monday to Saturday**

**Please tell us how often you use this service, select one that applies**

**Frequency of use**

There were 5 responses to this part of the question.

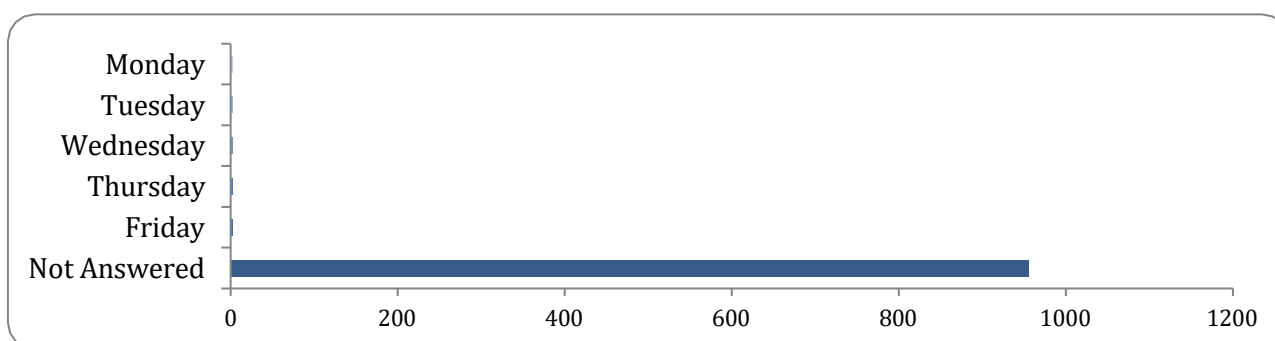


Option	Total	Percent
Daily	4	0.42%
Weekly	1	0.10%
Monthly	0	0.00%
Less than once a month	0	0.00%
Not Answered	954	99.48%

Please specify which day of the week and time of the day you use this service, please select all that apply. (This is a required question)

**Time of travel and day of the week - 06:00 - 09:00**

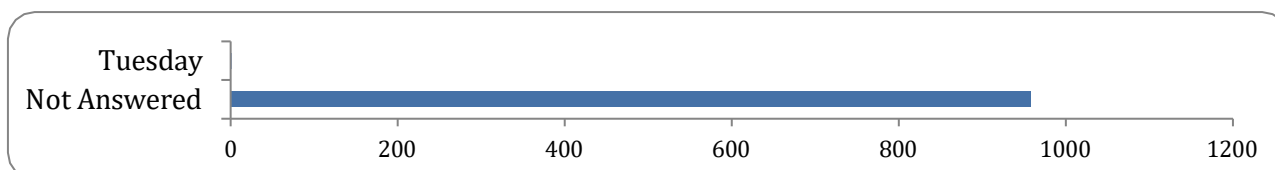
There were 3 responses to this part of the question.



Option	Total	Percent
Monday	3	0.31%
Tuesday	3	0.31%
Wednesday	3	0.31%
Thursday	3	0.31%
Friday	3	0.31%
Saturday	0	0.00%
Not Answered	956	99.69%

**Time of travel and day of the week - 09:00 - 12:00**

There was 1 response to this part of the question.




Option	Total	Percent
Monday	0	0.00%

<b>Tuesday</b>	1	0.10%
<b>Wednesday</b>	0	0.00%
<b>Thursday</b>	0	0.00%
<b>Friday</b>	0	0.00%
<b>Saturday</b>	0	0.00%
<b>Not Answered</b>	958	99.90%

#### Time of travel and day of the week - 12:00 - 16:00

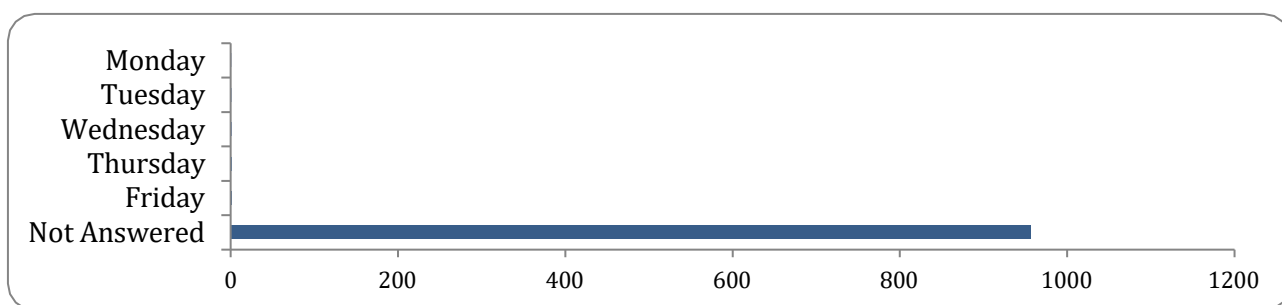
There were 0 responses to this part of the question.



Option	Total	Percent
<b>Monday</b>	0	0.00%
<b>Tuesday</b>	0	0.00%
<b>Wednesday</b>	0	0.00%
<b>Thursday</b>	0	0.00%
<b>Friday</b>	0	0.00%
<b>Saturday</b>	0	0.00%
<b>Not Answered</b>	959	100.00%

#### Time of travel and day of the week - 16:00 - 19:00

There were 2 responses to this part of the question.



Option	Total	Percent
<b>Monday</b>	2	0.21%
<b>Tuesday</b>	2	0.21%
<b>Wednesday</b>	2	0.21%
<b>Thursday</b>	2	0.21%
<b>Friday</b>	2	0.21%

<b>Saturday</b>	0	0.00%
<b>Not Answered</b>	957	99.79%

#### Time of travel and day of the week - 19:00 onwards

There were 0 responses to this part of the question.

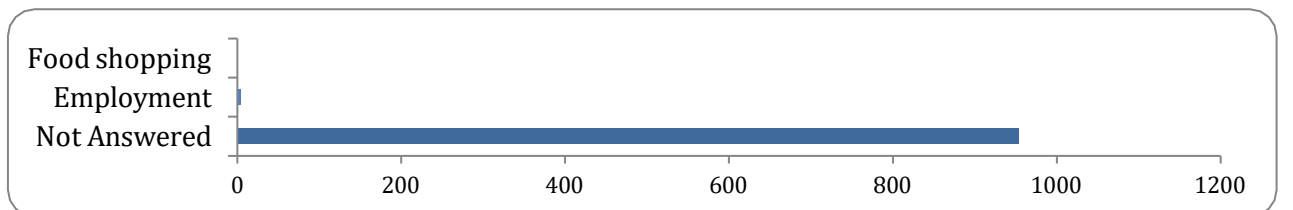


Option	Total	Percent
<b>Monday</b>	0	0.00%
<b>Tuesday</b>	0	0.00%
<b>Wednesday</b>	0	0.00%
<b>Thursday</b>	0	0.00%
<b>Friday</b>	0	0.00%
<b>Saturday</b>	0	0.00%
<b>Not Answered</b>	959	100.00%

#### What is the main purpose of your journey/s?

##### Purpose of travel

There were 5 responses to this part of the question.



Option	Total	Percent
<b>Food shopping</b>	1	0.10%
<b>Employment</b>	4	0.42%
<b>Education</b>	0	0.00%
<b>Health</b>	0	0.00%
<b>Social</b>	0	0.00%
<b>Leisure</b>	0	0.00%
<b>Other</b>	0	0.00%
<b>Not Answered</b>	954	99.48%

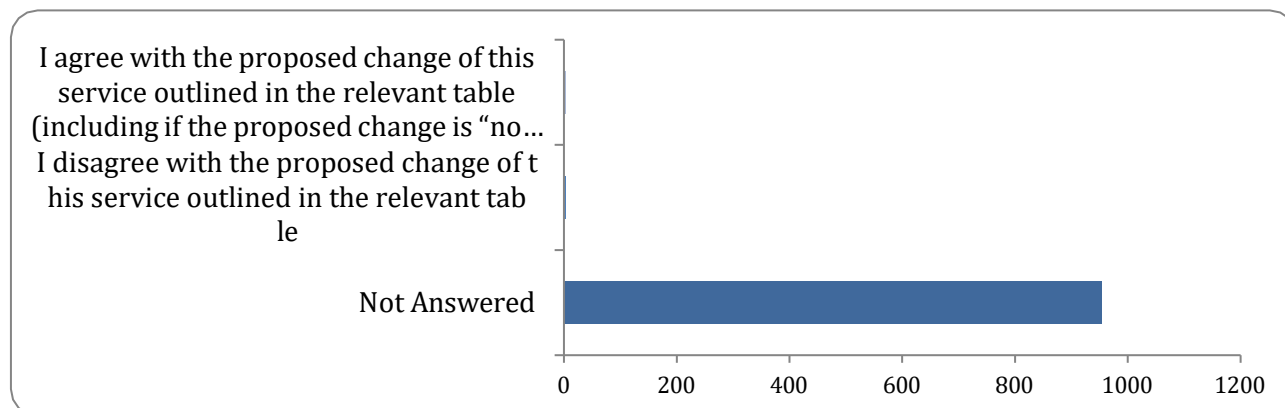
##### If other, please specify

There were 0 responses to this part of the question.

## Do you agree with the ECC proposed change in relation to this service?

### Agree or disagree with proposal

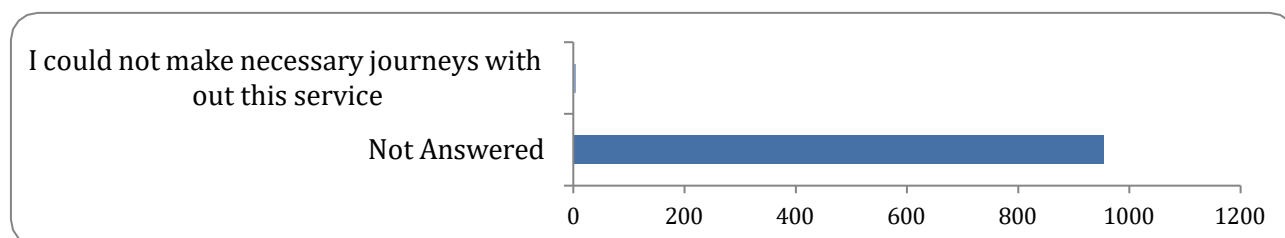
There were 5 responses to this part of the question.



Option	Total	Percent
I agree with the proposed change of this service outlined in the relevant table (including if the proposed change is “no change”)	2	0.21%
I disagree with the proposed change of this service outlined in the relevant table	3	0.31%
Not Answered	954	99.48%

### Reason of objecting to proposal

There were 5 responses to this part of the question.



Option	Total	Percent
I could not make necessary journeys without this service	5	0.52%
The journeys I make will be less convenient	0	0.00%
Other	0	0.00%
Not Answered	954	99.48%

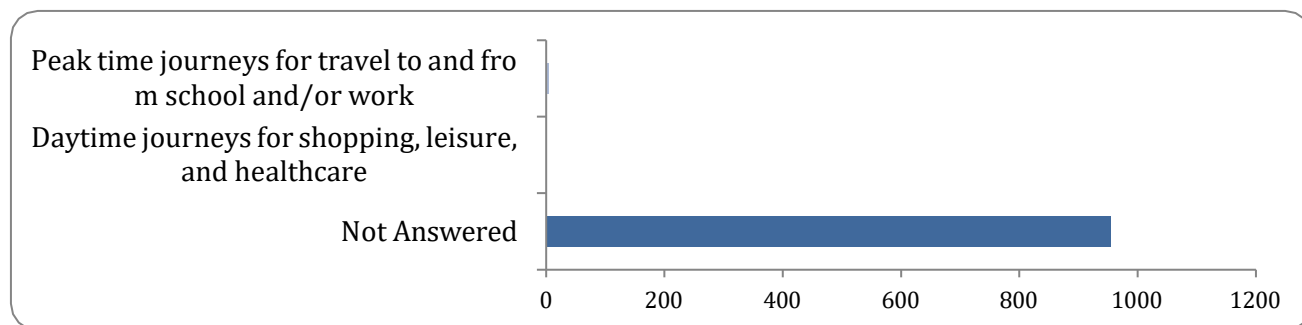
### if other, please specify

There were 0 responses to this part of the question.

**Which journey/s would you like us to prioritise if we continue to provide this service, select one that applies**

**Which journey to prioritise**

There were 5 responses to this part of the question.



Option	Total	Percent
Journeys that carry the most passengers	0	0.00%
Peak time journeys for travel to and from school and/or work	4	0.42%
Daytime journeys for shopping, leisure, and healthcare	1	0.10%
Other, please specify	0	0.00%
Not Answered	954	99.48%

**If other, please specify**

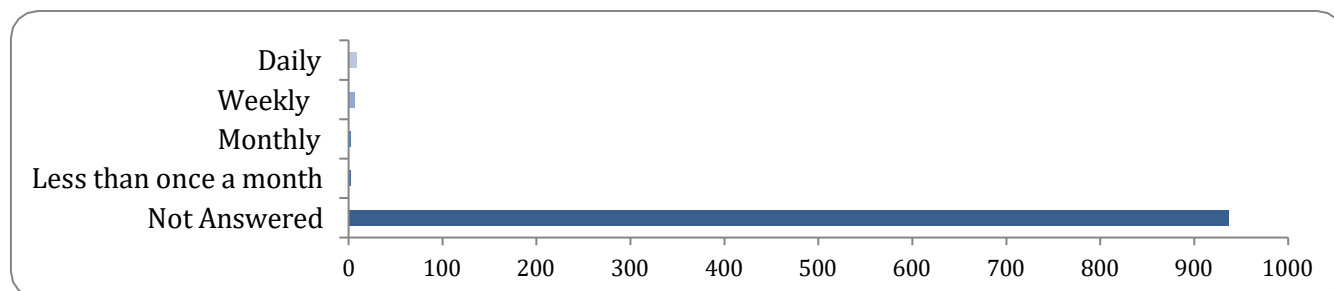
There were 0 responses to this part of the question.

**Service 31 - Toot Hill/Harlow - Monday to Saturday**

**Please tell us how often you use this service, select one that applies**

**Frequency of use**

There were 22 responses to this part of the question.



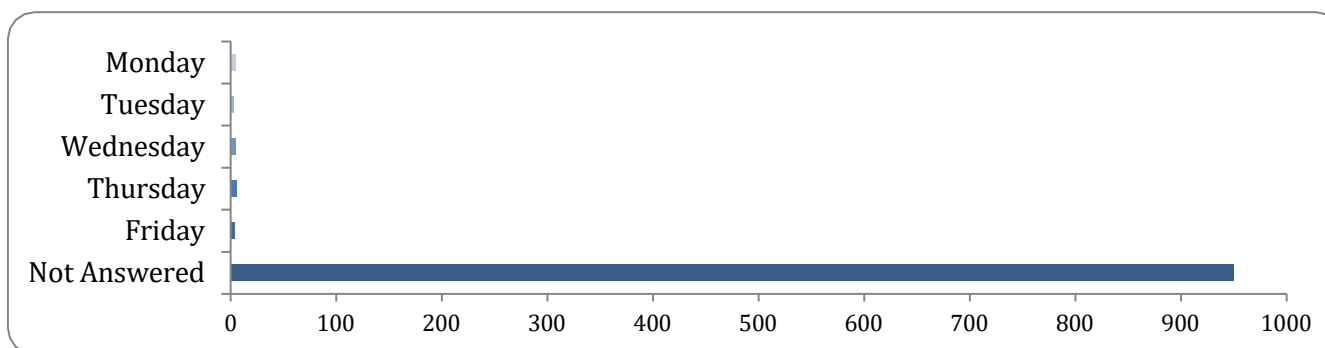
Option	Total	Percent
--------	-------	---------

<b>Daily</b>	9	0.94%
<b>Weekly</b>	7	0.73%
<b>Monthly</b>	3	0.31%
<b>Less than once a month</b>	3	0.31%
<b>Not Answered</b>	937	97.71%

Please specify which day of the week and time of the day you use this service, please select all that apply. (This is a required question)

**Time of travel and day of the week - 06:00 - 09:00**

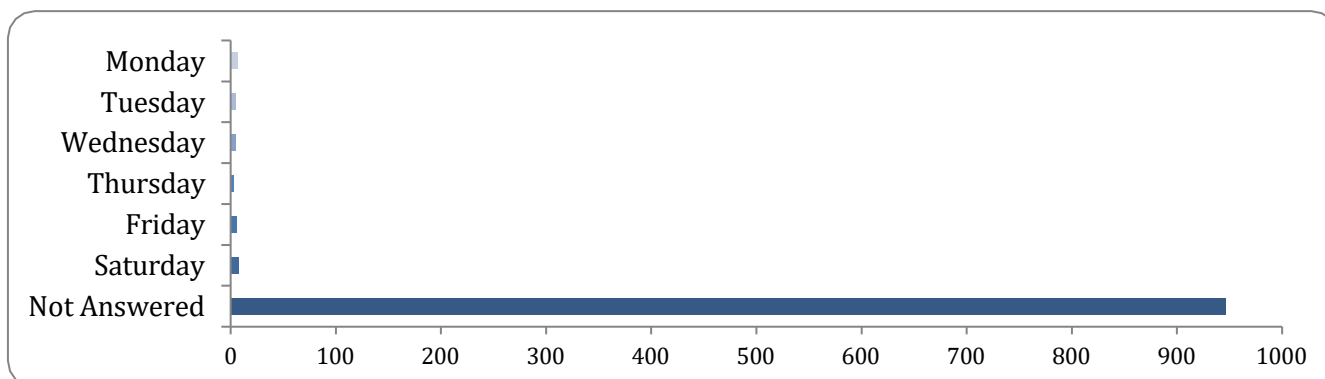
There were 9 responses to this part of the question.



Option	Total	Percent
<b>Monday</b>	5	0.52%
<b>Tuesday</b>	3	0.31%
<b>Wednesday</b>	5	0.52%
<b>Thursday</b>	6	0.63%
<b>Friday</b>	4	0.42%
<b>Saturday</b>	0	0.00%
<b>Not Answered</b>	950	99.06%

**Time of travel and day of the week - 09:00 - 12:00**

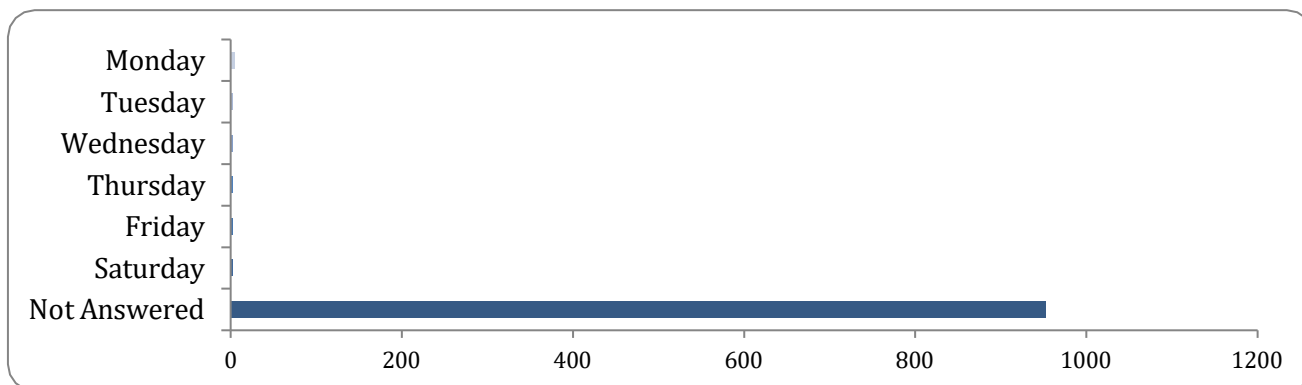
There were 13 responses to this part of the question.



Option	Total	Percent
Monday	7	0.73%
Tuesday	5	0.52%
Wednesday	5	0.52%
Thursday	3	0.31%
Friday	6	0.63%
Saturday	8	0.83%
Not Answered	946	98.64%

#### Time of travel and day of the week - 12:00 - 16:00

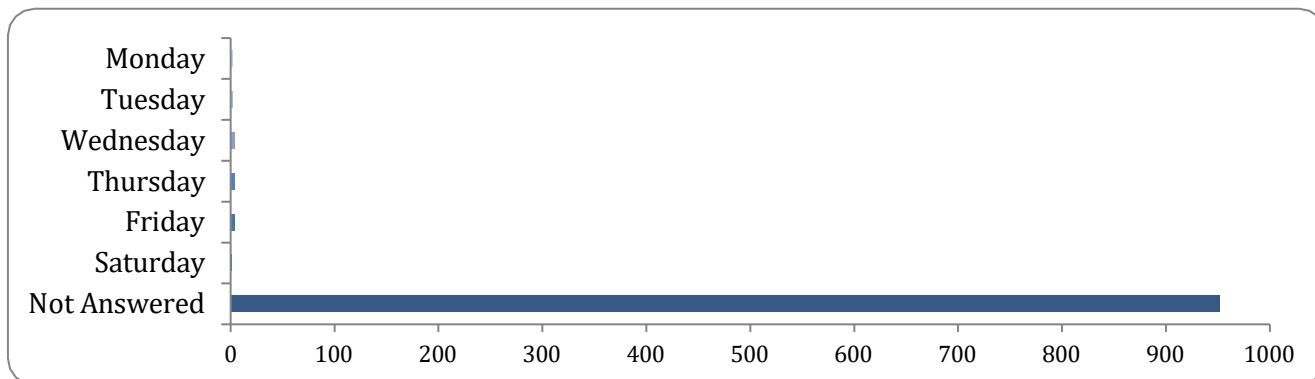
There were 6 responses to this part of the question.



Option	Total	Percent
Monday	5	0.52%
Tuesday	3	0.31%
Wednesday	3	0.31%
Thursday	3	0.31%
Friday	3	0.31%
Saturday	2	0.21%
Not Answered	953	99.37%

#### Time of travel and day of the week - 16:00 - 19:00

There were 7 responses to this part of the question.

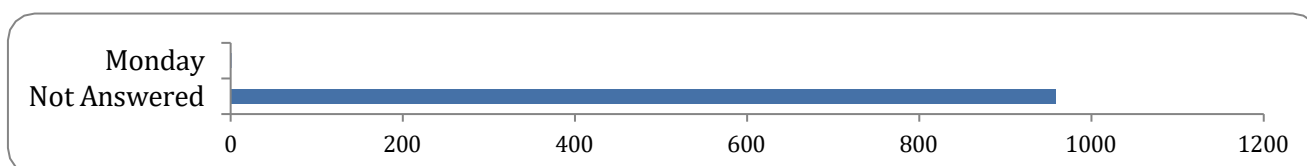




Option	Total	Percent
Monday	2	0.21%
Tuesday	2	0.21%
Wednesday	4	0.42%
Thursday	4	0.42%
Friday	4	0.42%
Saturday	1	0.10%
Not Answered	952	99.27%

#### Time of travel and day of the week - 19:00 onwards

There was 1 response to this part of the question.

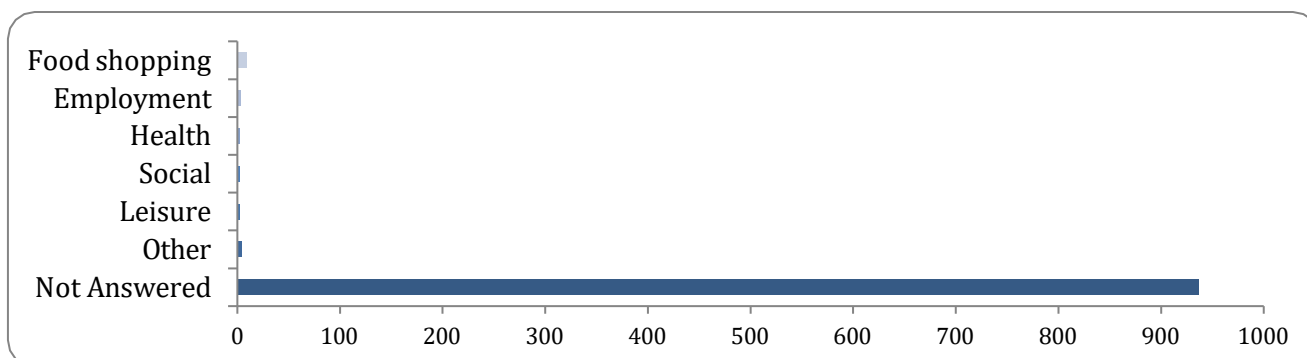


Option	Total	Percent
Monday	1	0.10%
Tuesday	0	0.00%
Wednesday	0	0.00%
Thursday	0	0.00%
Friday	0	0.00%
Saturday	0	0.00%
Not Answered	958	99.90%

#### What is the main purpose of your journey/s?

##### Purpose of travel

There were 22 responses to this part of the question.



Option	Total	Percent
Food shopping	9	0.94%

<b>Employment</b>	3	0.31%
<b>Education</b>	0	0.00%
<b>Health</b>	2	0.21%
<b>Social</b>	2	0.21%
<b>Leisure</b>	2	0.21%
<b>Other</b>	4	0.42%
<b>Not Answered</b>	937	97.71%

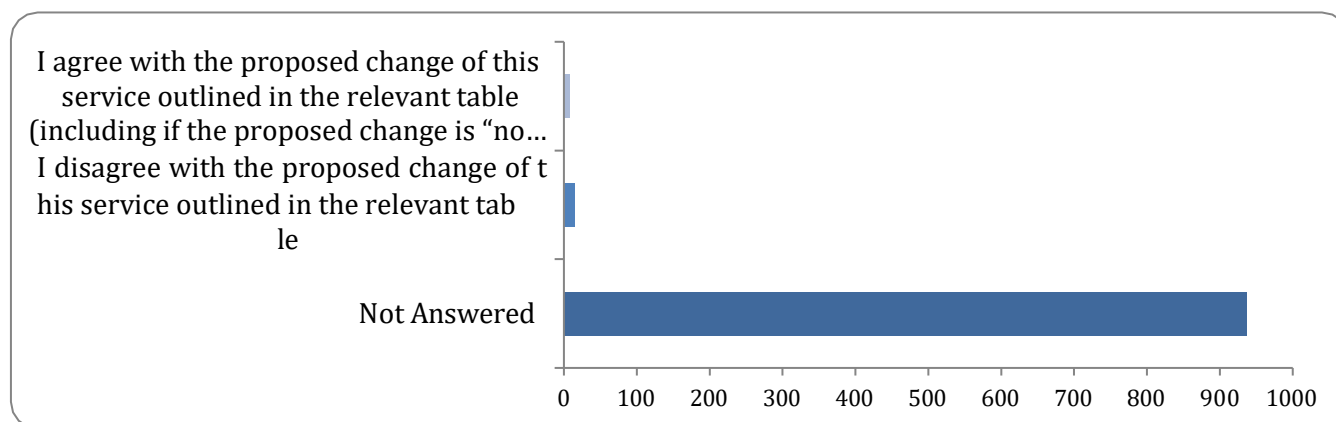
#### If other, please specify

There were 7 responses to this part of the question.

#### Do you agree with the ECC proposed change in relation to this service?

##### Agree or disagree with proposal

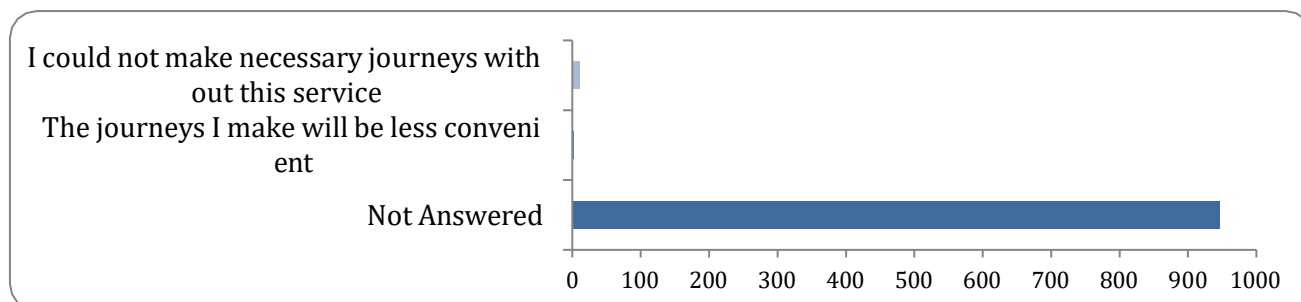
There were 22 responses to this part of the question.



<b>Option</b>	<b>Total</b>	<b>Percent</b>
<b>I agree with the proposed change of this service outlined in the relevant table (including if the proposed change is "no change")</b>	8	0.83%
<b>I disagree with the proposed change of this service outlined in the relevant table</b>	14	1.46%
<b>Not Answered</b>	937	97.71%

#### Reason of objecting to proposal

There were 13 responses to this part of the question.



Option	Total	Percent
I could not make necessary journeys without this service	11	1.15%
The journeys I make will be less convenient	2	0.21%
Other	0	0.00%
Not Answered	946	98.64%

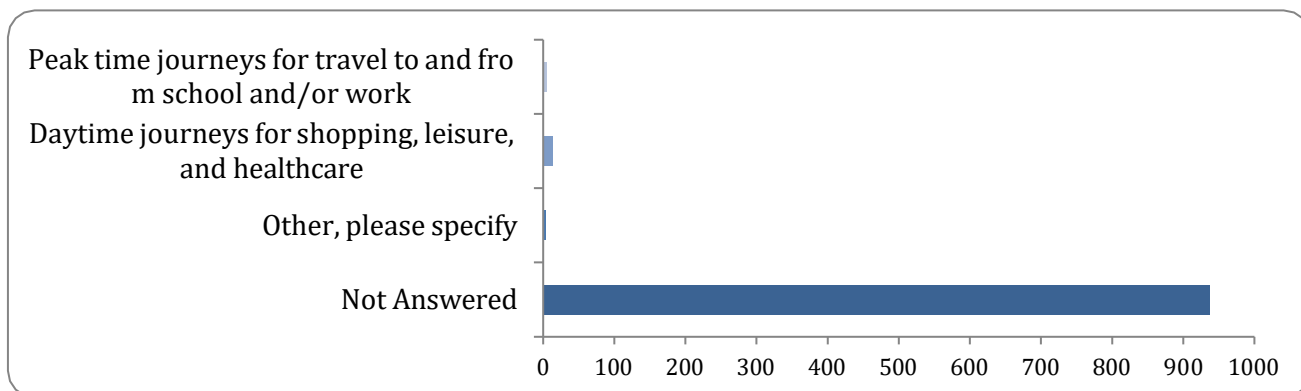
#### If other, please specify

There were 9 responses to this part of the question.

**Which journey/s would you like us to prioritise if we continue to provide this service, select one that applies**

#### Which journey to prioritise

There were 22 responses to this part of the question.



Option	Total	Percent
Journeys that carry the most passengers	0	0.00%
Peak time journeys for travel to and from school and/or work	5	0.52%
Daytime journeys for shopping, leisure, and healthcare	13	1.36%
Other, please specify	4	0.42%
Not Answered	937	97.71%

### If other, please specify

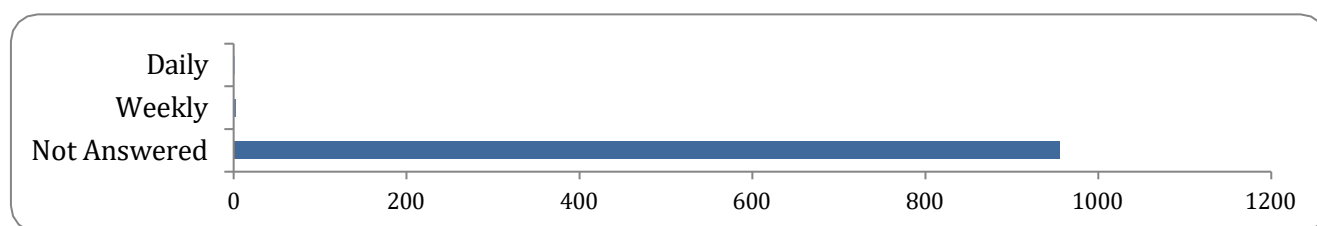
There were 6 responses to this part of the question.

### Service 418B - Loughton/Harlow - Monday to Saturday Evenings only

Please tell us how often you use this service,  
select one that applies

### Frequency of use

There were 4 responses to this part of the question.

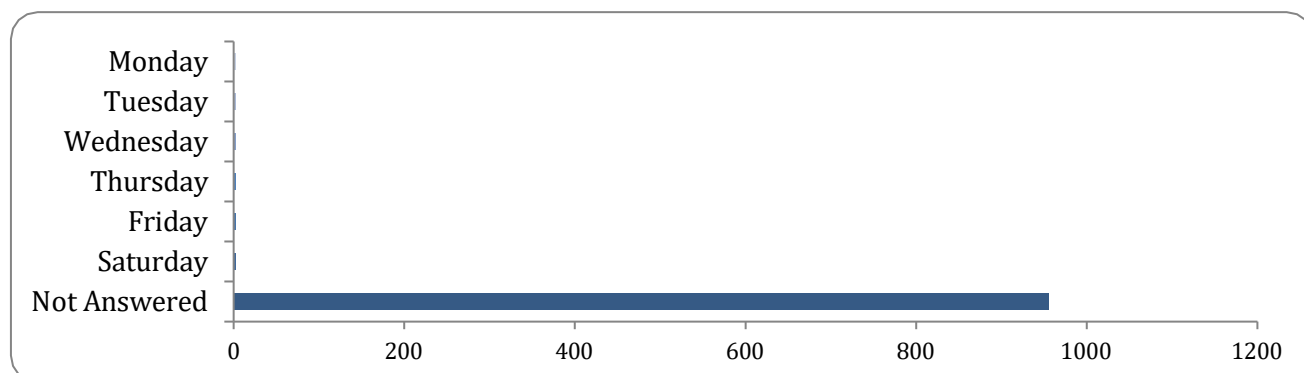


Option	Total	Percent
Daily	1	0.10%
Weekly	3	0.31%
Monthly	0	0.00%
Less than once a month	0	0.00%
Not Answered	955	99.58%

Please specify which day of the week and time of the day you use this service, please  
select all that apply. (This is a required question)

### Time of travel and day of the week - 19:00 onwards

There were 4 responses to this part of the question.



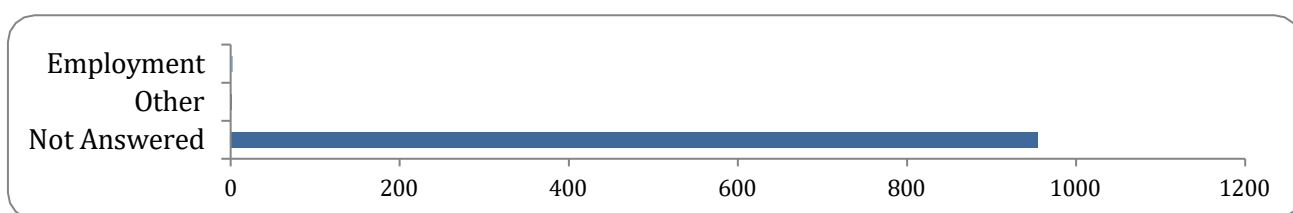
Option	Total	Percent
--------	-------	---------

<b>Monday</b>	3	0.31%
<b>Tuesday</b>	3	0.31%
<b>Wednesday</b>	3	0.31%
<b>Thursday</b>	3	0.31%
<b>Friday</b>	3	0.31%
<b>Saturday</b>	3	0.31%
<b>Not Answered</b>	955	99.58%

## What is the main purpose of your journey/s?

### Purpose of travel

There were 4 responses to this part of the question.



<b>Option</b>	<b>Total</b>	<b>Percent</b>
<b>Food shopping</b>	0	0.00%
<b>Employment</b>	3	0.31%
<b>Education</b>	0	0.00%
<b>Health</b>	0	0.00%
<b>Social</b>	0	0.00%
<b>Leisure</b>	0	0.00%
<b>Other</b>	1	0.10%
<b>Not Answered</b>	955	99.58%

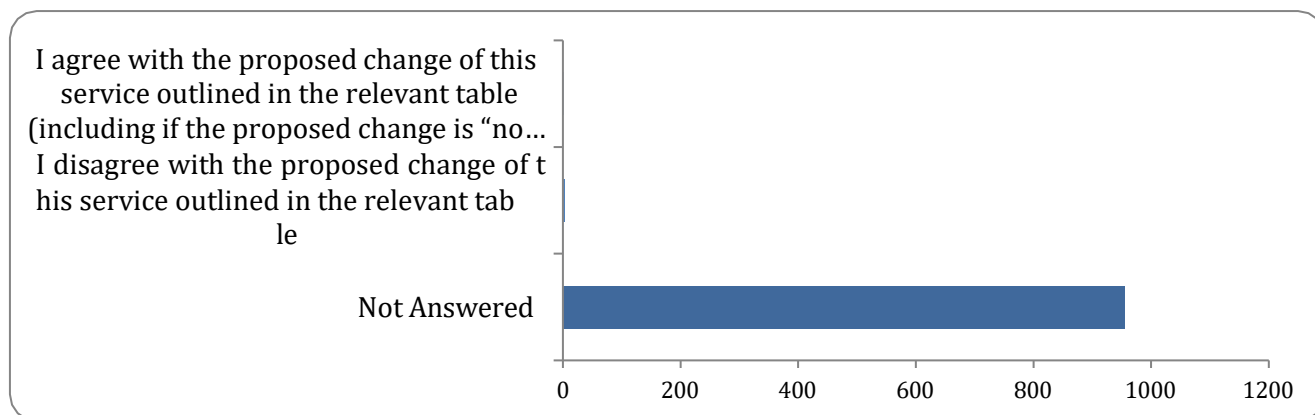
### If other, please specify

There was 1 response to this part of the question.

## Do you agree with the ECC proposed change in relation to this service?

### Agree or disagree with proposal

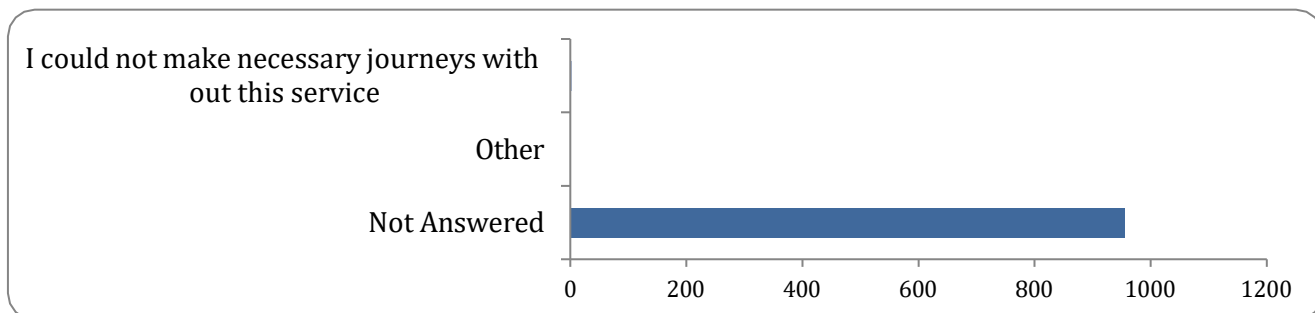
There were 4 responses to this part of the question.



Option	Total	Percent
I agree with the proposed change of this service outlined in the relevant table (including if the proposed change is “no change”)	1	0.10%
I disagree with the proposed change of this service outlined in the relevant table	3	0.31%
Not Answered	955	99.58%

### Reason of objecting to proposal

There were 3 responses to this part of the question.



Option	Total	Percent
I could not make necessary journeys without this service	2	0.21%
The journeys I make will be less convenient	0	0.00%
Other	1	0.10%
Not Answered	956	99.69%

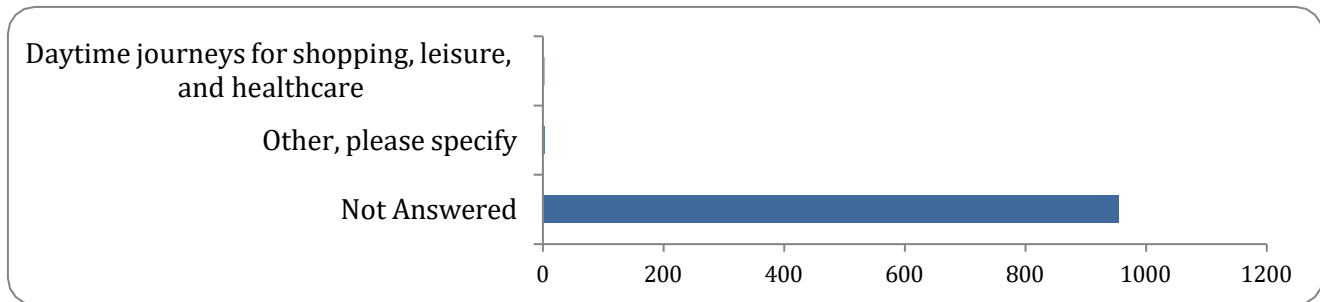
### If other, please specify

There was 1 response to this part of the question.

## Which journey/s would you like us to prioritise if we continue to provide this service, select one that applies

### Which journey to prioritise

There were 4 responses to this part of the question.



Option	Total	Percent
Journeys that carry the most passengers	0	0.00%
Peak time journeys for travel to and from school and/or work	0	0.00%
Daytime journeys for shopping, leisure, and healthcare	2	0.21%
Other, please specify	2	0.21%
Not Answered	955	99.58%

### If other, please specify

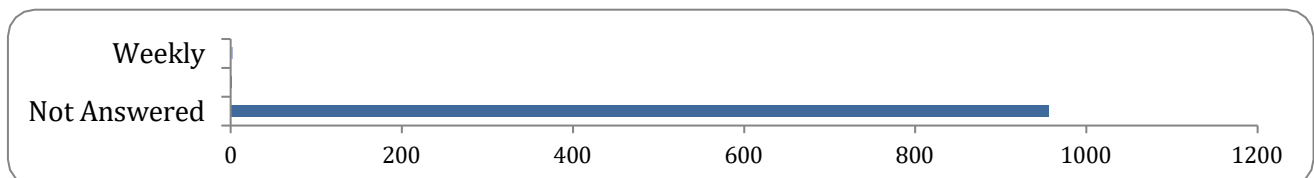
There were 2 responses to this part of the question.

## Service 418B - Loughton/Harlow - Sunday & Public Holidays only

## Please tell us how often you use this service, select one that applies

### Frequency of use

There were 3 responses to this part of the question.



Option	Total	Percent
Daily	0	0.00%
Weekly	2	0.21%

<b>Monthly</b>	0	0.00%
<b>Less than once a month</b>	1	0.10%
<b>Not Answered</b>	956	99.69%

Please specify which day of the week and time of the day you use this service, please select all that apply. (This is a required question)

**Time of travel and day of the week - 06:00 - 09:00**

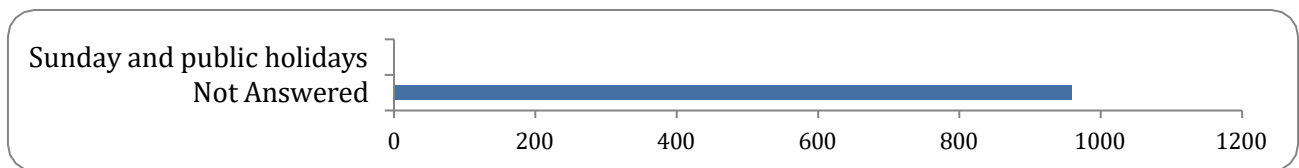
There were 0 responses to this part of the question.



Option	Total	Percent
<b>Sunday and public holidays</b>	0	0.00%
<b>Not Answered</b>	959	100.00%

**Time of travel and day of the week - 09:00 - 12:00**

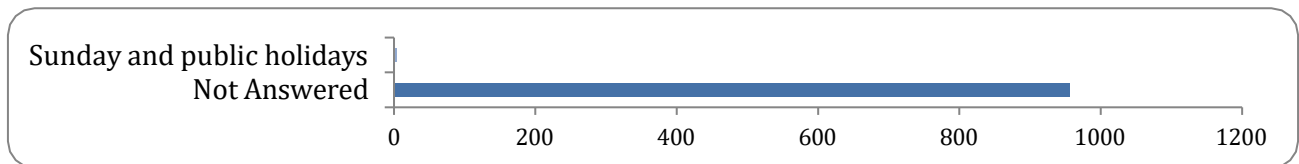
There was 1 response to this part of the question.



Option	Total	Percent
<b>Sunday and public holidays</b>	1	0.10%
<b>Not Answered</b>	958	99.90%

**Time of travel and day of the week - 12:00 - 16:00**

There were 3 responses to this part of the question.

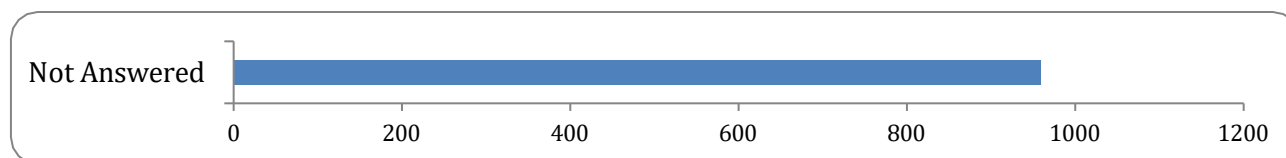


Option	Total	Percent
<b>Sunday and public holidays</b>	3	0.31%
<b>Not Answered</b>	956	99.69%



### Time of travel and day of the week - 16:00 - 19:00


There were 0 responses to this part of the question.



Option	Total	Percent
Sunday and public holidays	0	0.00%
Not Answered	959	100.00%

### Time of travel and day of the week - 19:00 onwards

There were 0 responses to this part of the question.

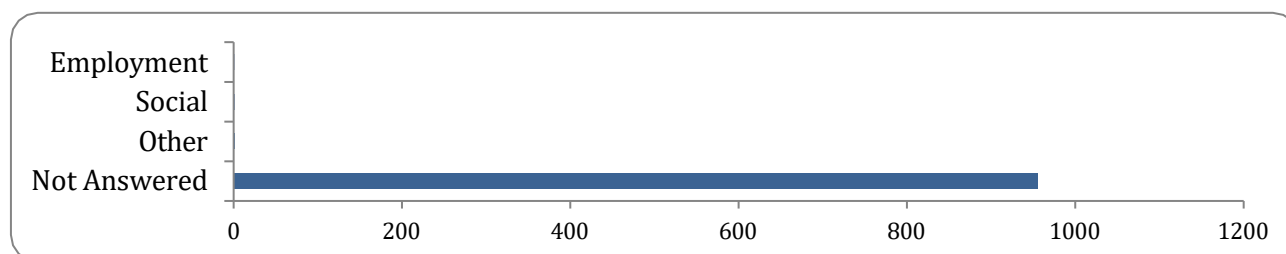


Option	Total	Percent
Sunday and public holidays	0	0.00%
Not Answered	959	100.00%

## What is the main purpose of your journey/s?

### Purpose of travel

There were 3 responses to this part of the question.



Option	Total	Percent
Food shopping	0	0.00%
Employment	1	0.10%
Education	0	0.00%
Health	0	0.00%
Social	1	0.10%
Leisure	0	0.00%
Other	1	0.10%

<b>Not Answered</b>	956	99.69%
---------------------	-----	--------

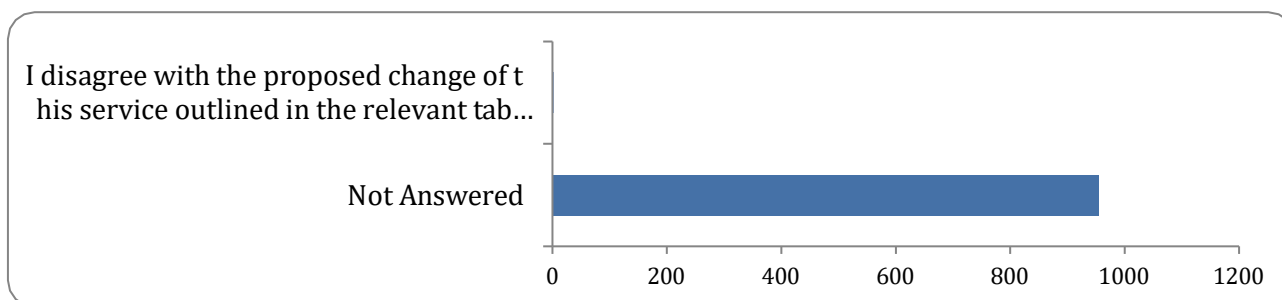
#### If other, please specify

There was 1 response to this part of the question.

#### Do you agree with the ECC proposed change in relation to this service?

##### Agree or disagree with proposal

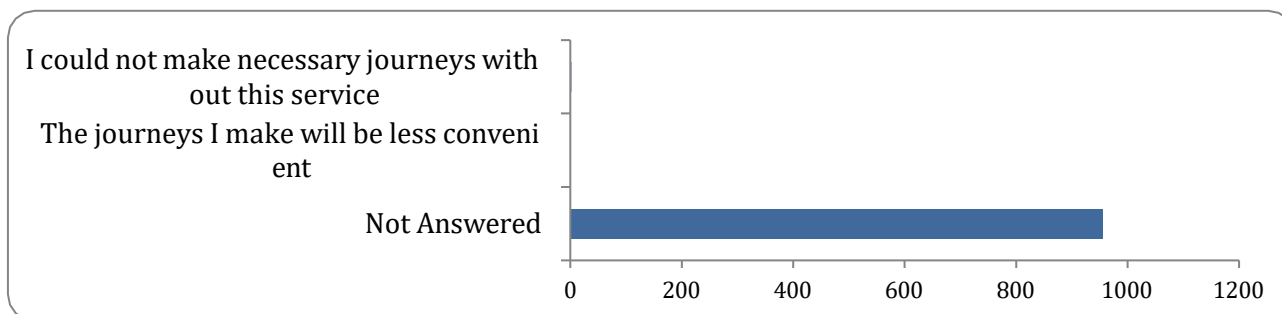
There were 3 responses to this part of the question.



Option	Total	Percent
I agree with the proposed change of this service outlined in the relevant table (including if the proposed change is “no change”)	0	0.00%
I disagree with the proposed change of this service outlined in the relevant table	3	0.31%
Not Answered	956	99.69%

#### Reason of objecting to proposal

There were 3 responses to this part of the question.



Option	Total	Percent
I could not make necessary journeys without this service	2	0.21%
The journeys I make will be less convenient	1	0.10%
Other	0	0.00%
Not Answered	956	99.69%

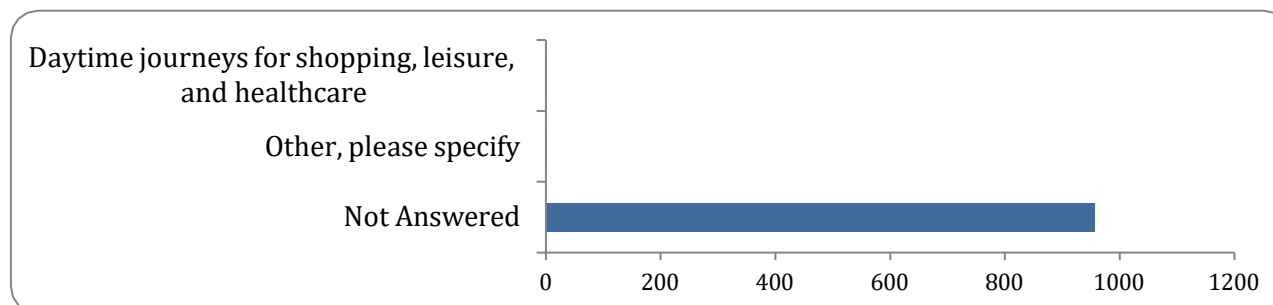
### If other, please specify

There were 0 responses to this part of the question.

## Which journey/s would you like us to prioritise if we continue to provide this service, select one that applies

### Which journey to prioritise

There were 3 responses to this part of the question.



Option	Total	Percent
Journeys that carry the most passengers	0	0.00%
Peak time journeys for travel to and from school and/or work	0	0.00%
Daytime journeys for shopping, leisure, and healthcare	2	0.21%
Other, please specify	1	0.10%
Not Answered	956	99.69%

### If other, please specify

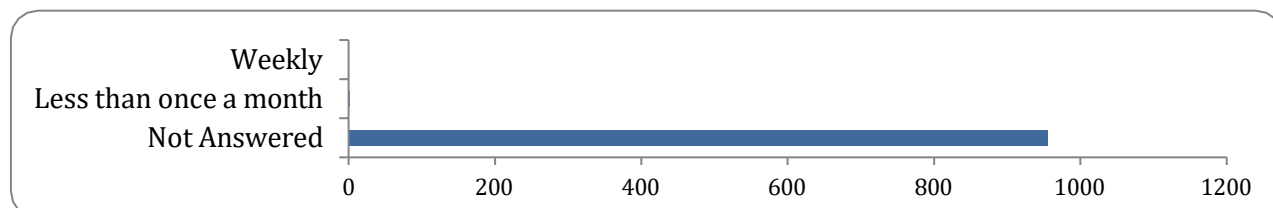
There was 1 response to this part of the question.

## Service 505 - Harlow/Waltham Cross - Monday to Friday

## Please tell us how often you use this service, select one that applies

### Frequency of use

There were 3 responses to this part of the question.

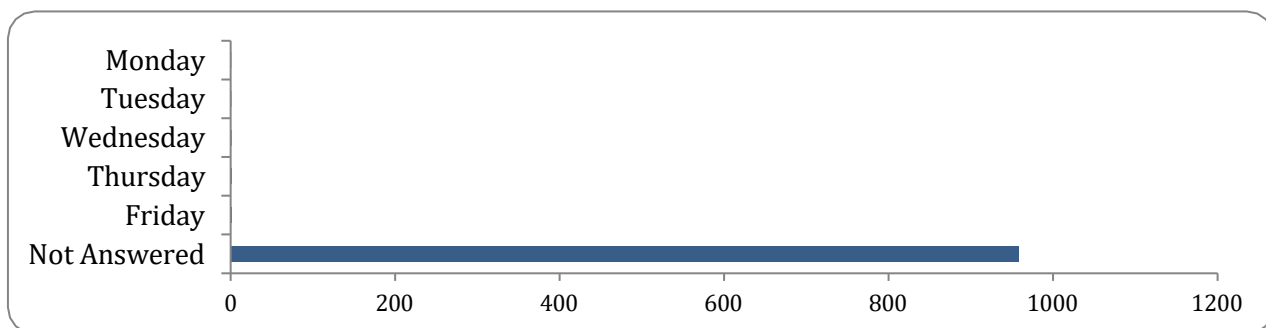


Option	Total	Percent
Daily	0	0.00%
Weekly	1	0.10%
Monthly	0	0.00%
Less than once a month	2	0.21%
Not Answered	956	99.69%

Please specify which day of the week and time of the day you use this service, please select all that apply. (This is a required question)

Time of travel and day of the week - 06:00 - 09:00

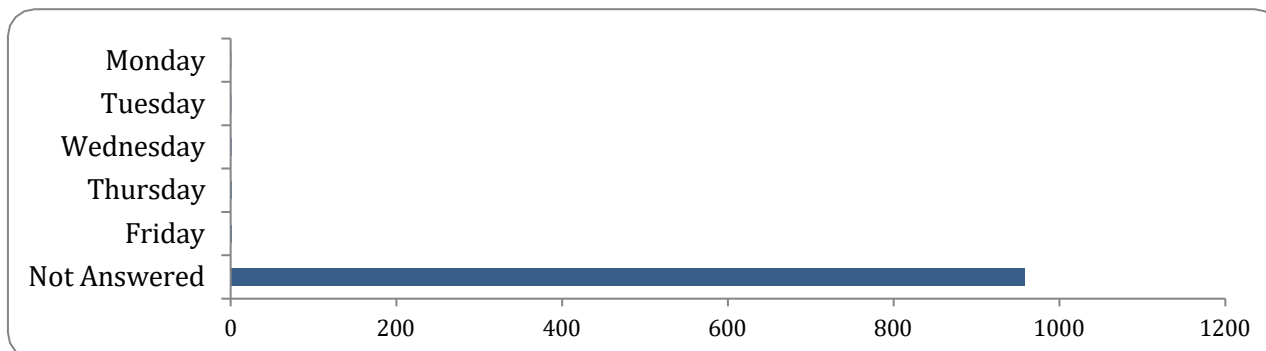
There was 1 response to this part of the question.



Option	Total	Percent
Monday	1	0.10%
Tuesday	1	0.10%
Wednesday	1	0.10%
Thursday	1	0.10%
Friday	1	0.10%
Not Answered	958	99.90%

Time of travel and day of the week - 09:00 - 12:00

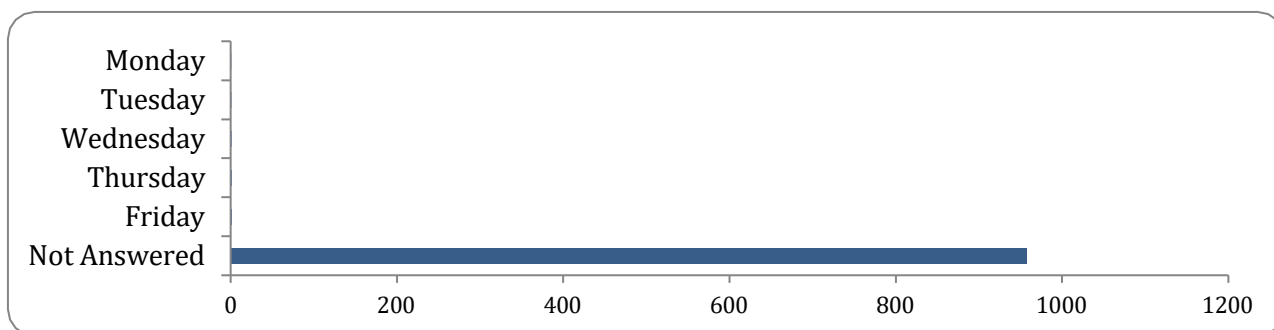
There was 1 response to this part of the question.



Option	Total	Percent
Monday	1	0.10%
Tuesday	1	0.10%
Wednesday	1	0.10%
Thursday	1	0.10%
Friday	1	0.10%
Not Answered	958	99.90%

#### Time of travel and day of the week - 12:00 - 16:00

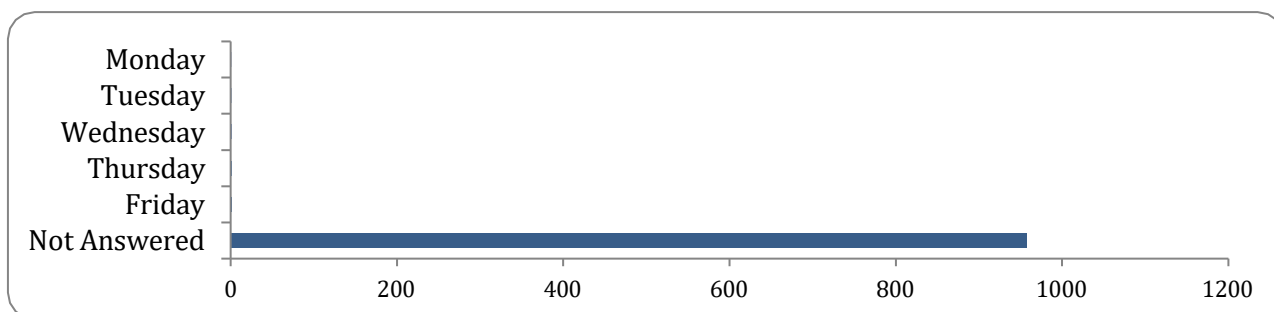
There was 1 response to this part of the question.



Option	Total	Percent
Monday	1	0.10%
Tuesday	1	0.10%
Wednesday	1	0.10%
Thursday	1	0.10%
Friday	1	0.10%
Not Answered	958	99.90%

#### Time of travel and day of the week - 16:00 - 19:00

There was 1 response to this part of the question.

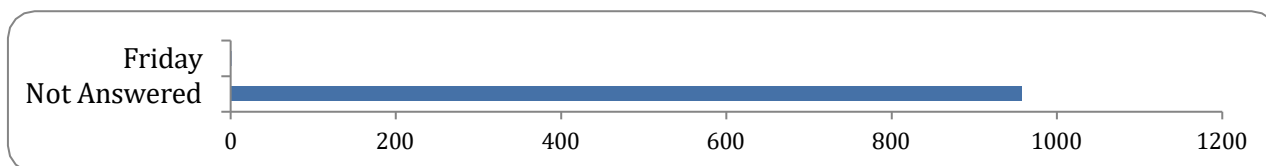


Option	Total	Percent
Monday	1	0.10%

Tuesday	1	0.10%
Wednesday	1	0.10%
Thursday	1	0.10%
Friday	1	0.10%
Not Answered	958	99.90%

#### Time of travel and day of the week - 19:00 onwards

There was 1 response to this part of the question.

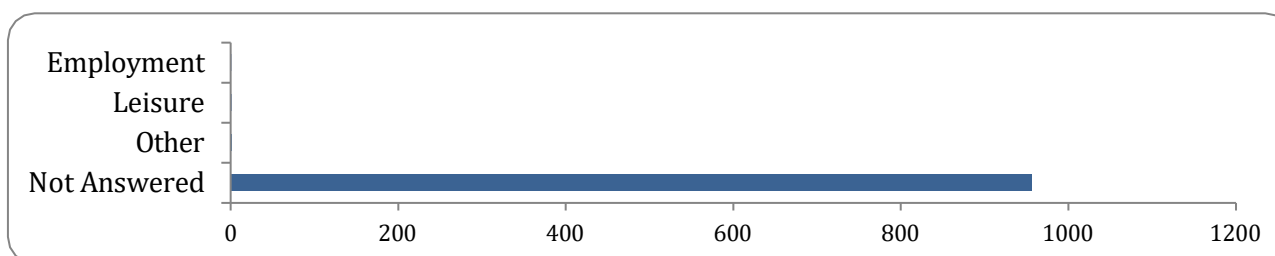


Option	Total	Percent
Monday	0	0.00%
Tuesday	0	0.00%
Wednesday	0	0.00%
Thursday	0	0.00%
Friday	1	0.10%
Not Answered	958	99.90%

#### What is the main purpose of your journey/s?

##### Purpose of travel

There were 3 responses to this part of the question.



Option	Total	Percent
Food shopping	0	0.00%
Employment	1	0.10%
Education	0	0.00%
Health	0	0.00%
Social	0	0.00%
Leisure	1	0.10%
Other	1	0.10%

<b>Not Answered</b>	956	99.69%
---------------------	-----	--------

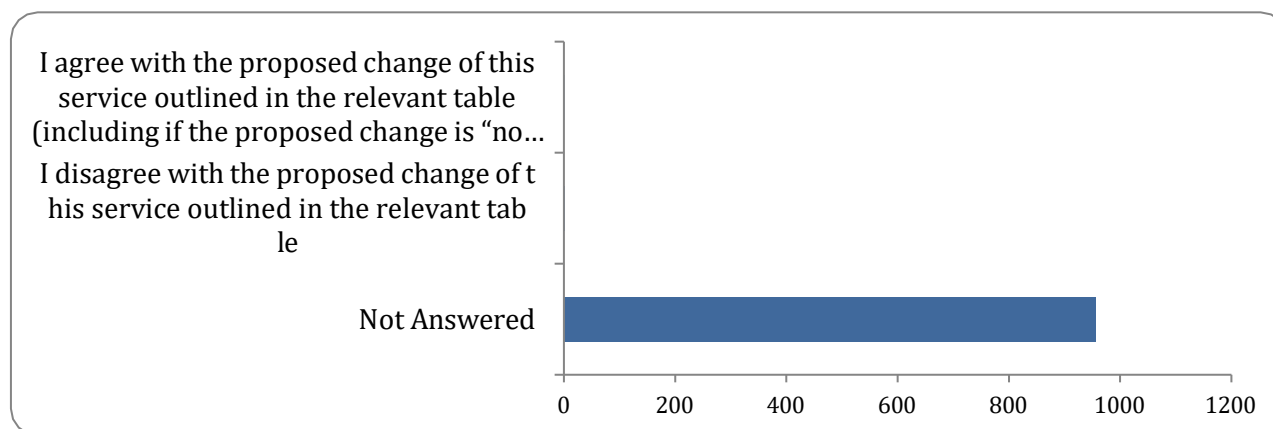
### If other, please specify

There was 1 response to this part of the question.

### Do you agree with the ECC proposed change in relation to this service?

#### Agree or disagree with proposal

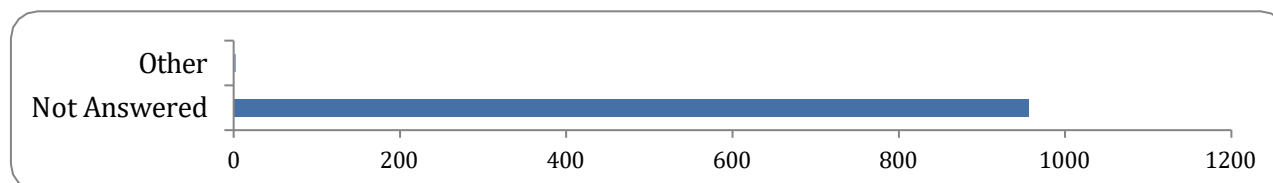
There were 3 responses to this part of the question.



Option	Total	Percent
<b>I agree with the proposed change of this service outlined in the relevant table (including if the proposed change is “no change”)</b>	1	0.10%
<b>I disagree with the proposed change of this service outlined in the relevant table</b>	2	0.21%
<b>Not Answered</b>	956	99.69%

### Reason of objecting to proposal

There were 3 responses to this part of the question.



Option	Total	Percent
<b>I could not make necessary journeys without this service</b>	0	0.00%
<b>The journeys I make will be less convenient</b>	0	0.00%
<b>Other</b>	3	0.31%
<b>Not Answered</b>	956	99.69%

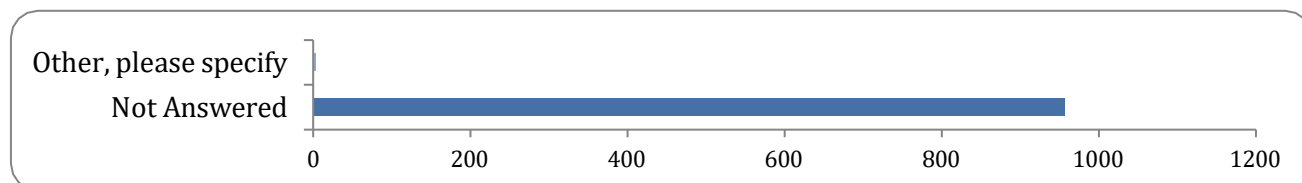
### If other, please specify

There were 3 responses to this part of the question.

**Which journey/s would you like us to prioritise if we continue to provide this service, select one that applies**

### Which journey to prioritise

There were 3 responses to this part of the question.



Option	Total	Percent
Journeys that carry the most passengers	0	0.00%
Peak time journeys for travel to and from school and/or work	0	0.00%
Daytime journeys for shopping, leisure, and healthcare	0	0.00%
Other, please specify	3	0.31%
Not Answered	956	99.69%

### If other, please specify

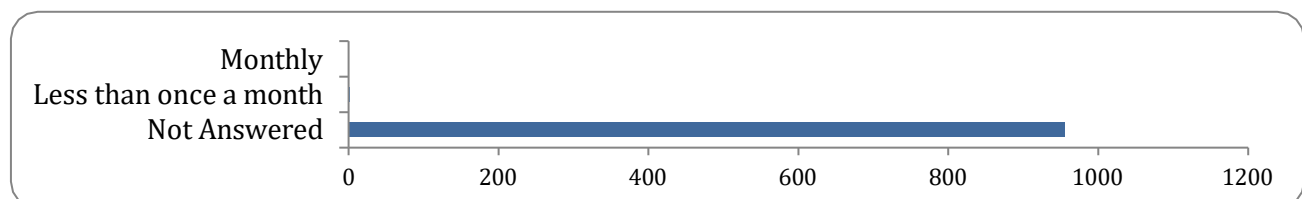
There were 3 responses to this part of the question.

## Service 505 - Harlow/Waltham Abbey - Saturday only

**Please tell us how often you use this service, select one that applies**

### Frequency of use

There were 3 responses to this part of the question.



Option	Total	Percent
Daily	0	0.00%




<b>Weekly</b>	0	0.00%
<b>Monthly</b>	1	0.10%
<b>Less than once a month</b>	2	0.21%
<b>Not Answered</b>	956	99.69%

Please specify which day of the week and time of the day you use this service, please select all that apply. (This is a required question)

**Time of travel and day of the week - 06:00 - 09:00**

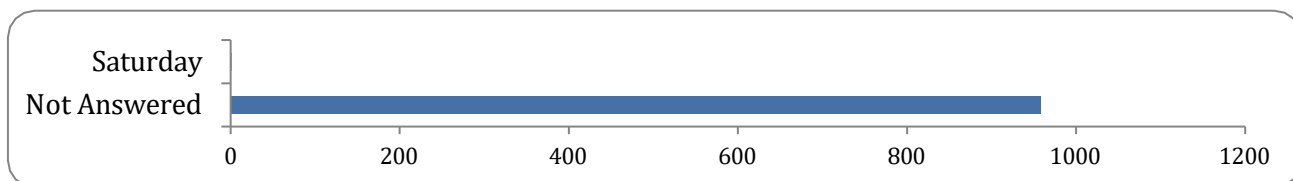
There were 0 responses to this part of the question.



Option	Total	Percent
<b>Saturday</b>	0	0.00%
<b>Not Answered</b>	959	100.00%

**Time of travel and day of the week - 09:00 - 12:00**

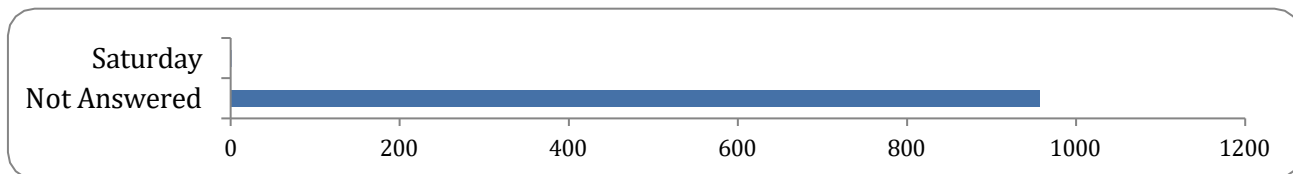
There was 1 response to this part of the question.



Option	Total	Percent
<b>Saturday</b>	1	0.10%
<b>Not Answered</b>	958	99.90%

**Time of travel and day of the week - 12:00 - 16:00**

There were 2 responses to this part of the question.

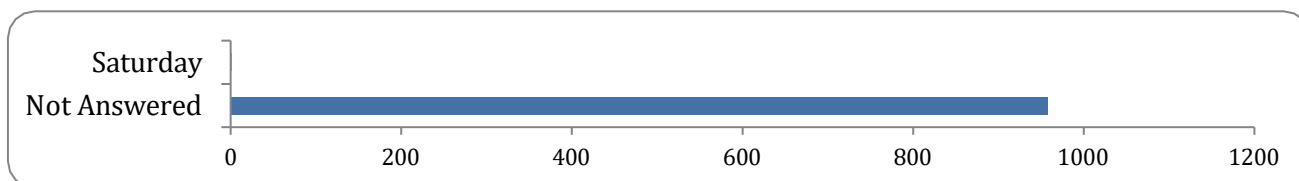


Option	Total	Percent
<b>Saturday</b>	2	0.21%

Not Answered	957	99.79%
--------------	-----	--------

#### Time of travel and day of the week - 16:00 - 19:00

There was 1 response to this part of the question.



Option	Total	Percent
Saturday	1	0.10%
Not Answered	958	99.90%

#### Time of travel and day of the week - 19:00 onwards

There were 0 responses to this part of the question.

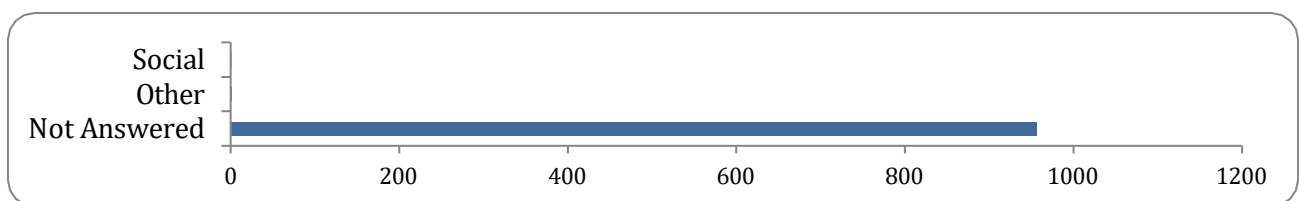


Option	Total	Percent
Saturday	0	0.00%
Not Answered	959	100.00%

### What is the main purpose of your journey/s?

#### Purpose of travel

There were 3 responses to this part of the question.



Option	Total	Percent
Food shopping	0	0.00%
Employment	0	0.00%
Education	0	0.00%
Health	0	0.00%
Social	1	0.10%

<b>Leisure</b>	0	0.00%
<b>Other</b>	2	0.21%
<b>Not Answered</b>	956	99.69%

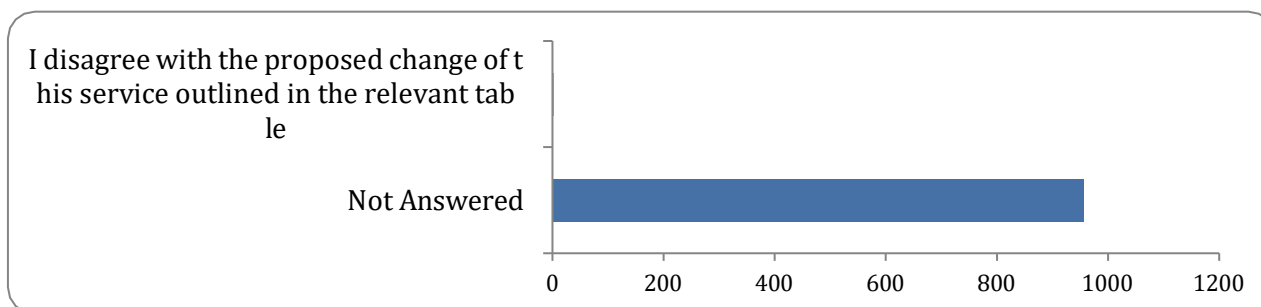
#### If other, please specify

There were 2 responses to this part of the question.

### Do you agree with the ECC proposed change in relation to this service?

#### Agree or disagree with proposal

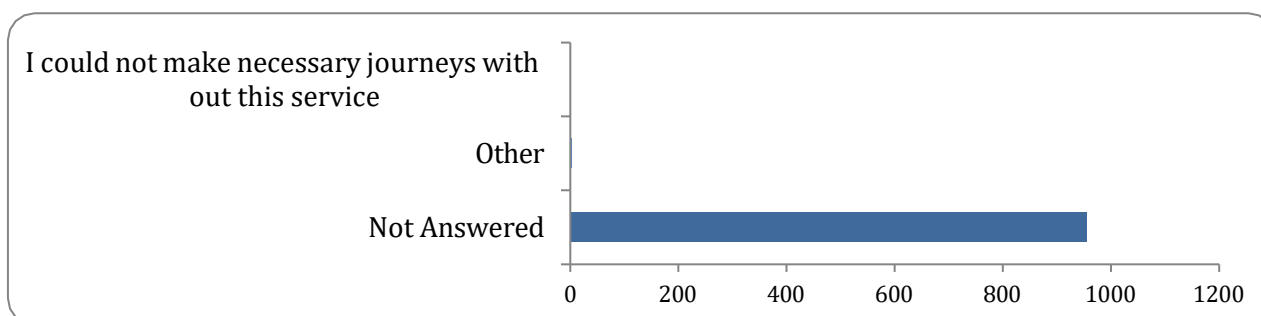
There were 3 responses to this part of the question.



<b>Option</b>	<b>Total</b>	<b>Percent</b>
<b>I agree with the proposed change of this service outlined in the relevant table (including if the proposed change is "no change")</b>	0	0.00%
<b>I disagree with the proposed change of this service outlined in the relevant table</b>	3	0.31%
<b>Not Answered</b>	956	99.69%

#### Reason of objecting to proposal

There were 3 responses to this part of the question.



<b>Option</b>	<b>Total</b>	<b>Percent</b>
<b>I could not make necessary journeys without this service</b>	1	0.10%
<b>The journeys I make will be less convenient</b>	0	0.00%

Other	2	0.21%
Not Answered	956	99.69%

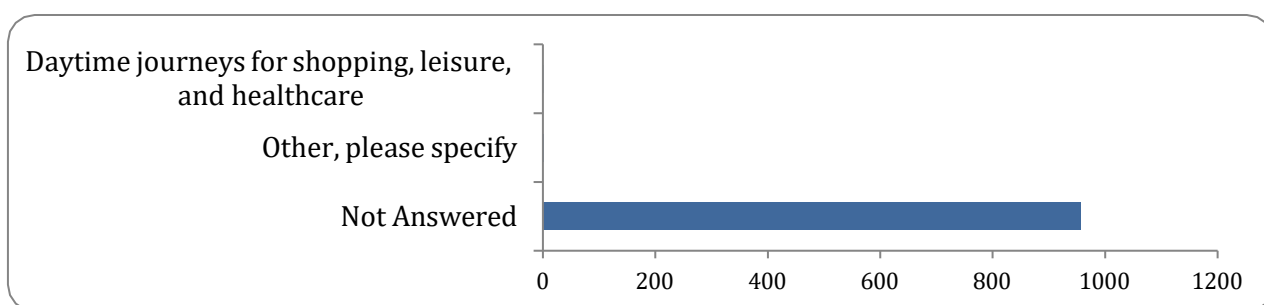
If other, please specify

There were 2 responses to this part of the question.

**Which journey/s would you like us to prioritise if we continue to provide this service, select one that applies**

**Which journey to prioritise**

There were 3 responses to this part of the question.



Option	Total	Percent
Journeys that carry the most passengers	0	0.00%
Peak time journeys for travel to and from school and/or work	0	0.00%
Daytime journeys for shopping, leisure, and healthcare	2	0.21%
Other, please specify	1	0.10%
Not Answered	956	99.69%

If other, please specify

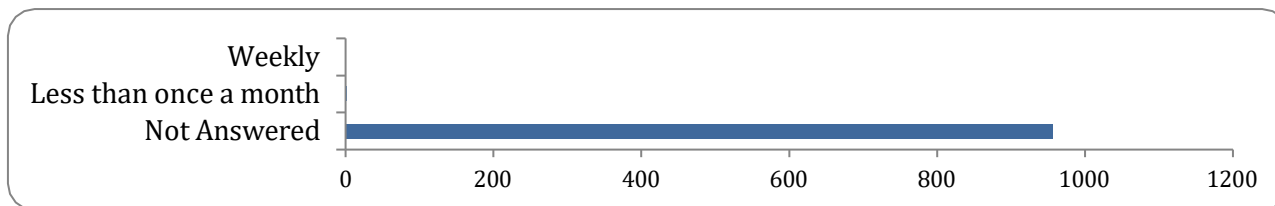
There was 1 response to this part of the question.

### **Service 6 - Harlow/Harlow - Monday to Saturday Evenings only**

**Please tell us how often you use this service, select one that applies**

**Frequency of use**

There were 3 responses to this part of the question.

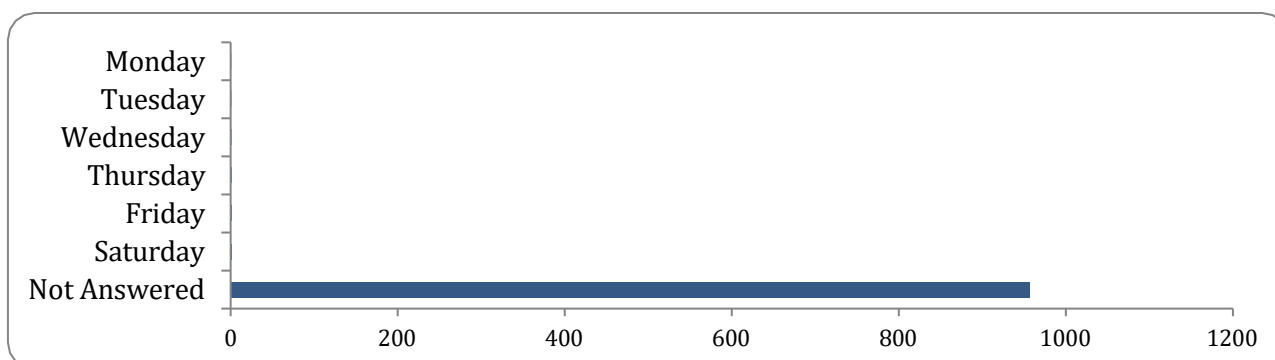


Option	Total	Percent
Daily	0	0.00%
Weekly	1	0.10%
Monthly	0	0.00%
Less than once a month	2	0.21%
Not Answered	956	99.69%

Please specify which day of the week and time of the day you use this service, please select all that apply. (This is a required question)

Time of travel and day of the week - 19:00 onwards

There were 2 responses to this part of the question.

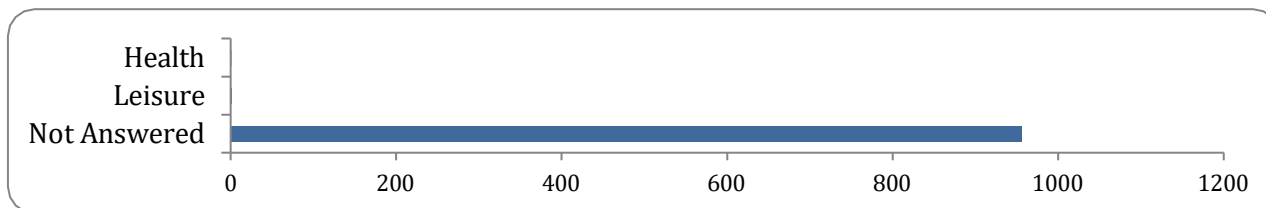


Option	Total	Percent
Monday	1	0.10%
Tuesday	1	0.10%
Wednesday	1	0.10%
Thursday	1	0.10%
Friday	1	0.10%
Saturday	2	0.21%
Not Answered	957	99.79%

What is the main purpose of your journey/s?

Purpose of travel

There were 3 responses to this part of the question.



Option	Total	Percent
Food shopping	0	0.00%
Employment	0	0.00%
Education	0	0.00%
Health	2	0.21%
Social	0	0.00%
Leisure	1	0.10%
Other	0	0.00%
Not Answered	956	99.69%

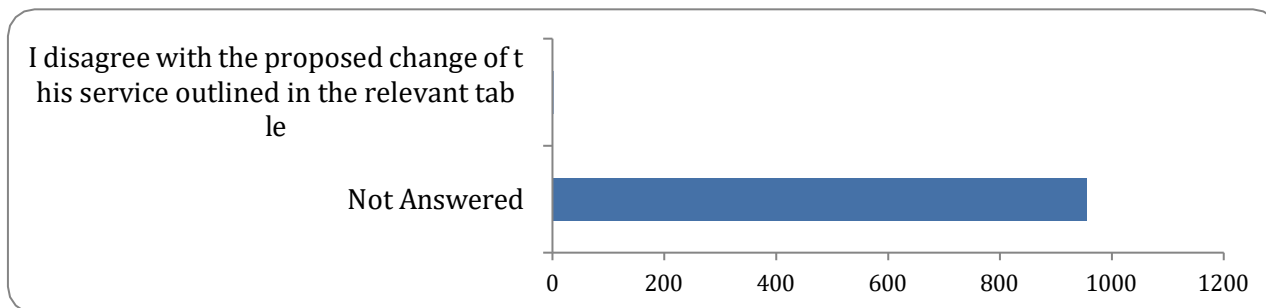
#### If other, please specify

There were 0 responses to this part of the question.

#### Do you agree with the ECC proposed change in relation to this service?

##### Agree or disagree with proposal

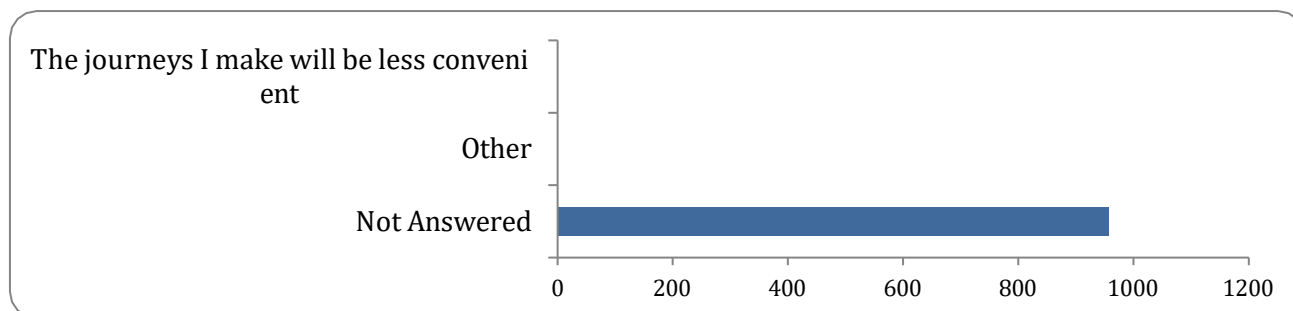
There were 3 responses to this part of the question.



Option	Total	Percent
I agree with the proposed change of this service outlined in the relevant table (including if the proposed change is “no change”)	0	0.00%
I disagree with the proposed change of this service outlined in the relevant table	3	0.31%
Not Answered	956	99.69%

#### Reason of objecting to proposal

There were 2 responses to this part of the question.



Option	Total	Percent
I could not make necessary journeys without this service	0	0.00%
The journeys I make will be less convenient	1	0.10%
Other	1	0.10%
Not Answered	957	99.79%

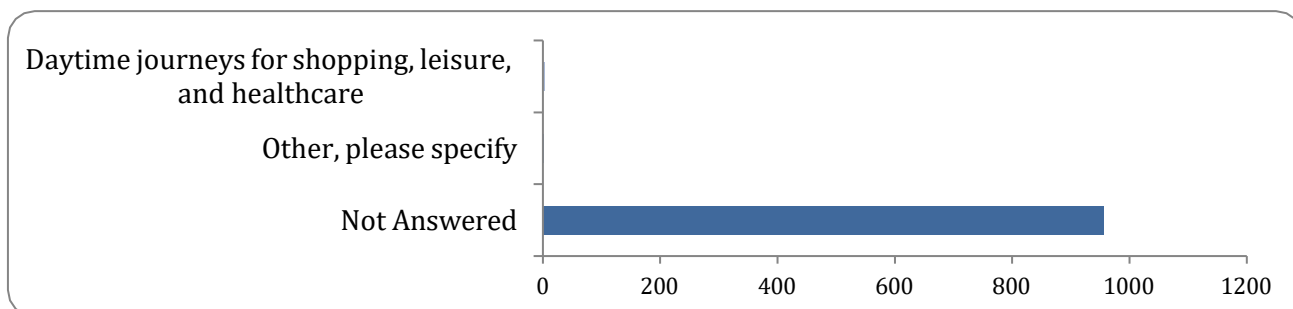
#### If other, please specify

There was 1 response to this part of the question.

**Which journey/s would you like us to prioritise if we continue to provide this service, select one that applies**

#### Which journey to prioritise

There were 3 responses to this part of the question.



Option	Total	Percent
Journeys that carry the most passengers	0	0.00%
Peak time journeys for travel to and from school and/or work	0	0.00%
Daytime journeys for shopping, leisure, and healthcare	2	0.21%
Other, please specify	1	0.10%
Not Answered	956	99.69%

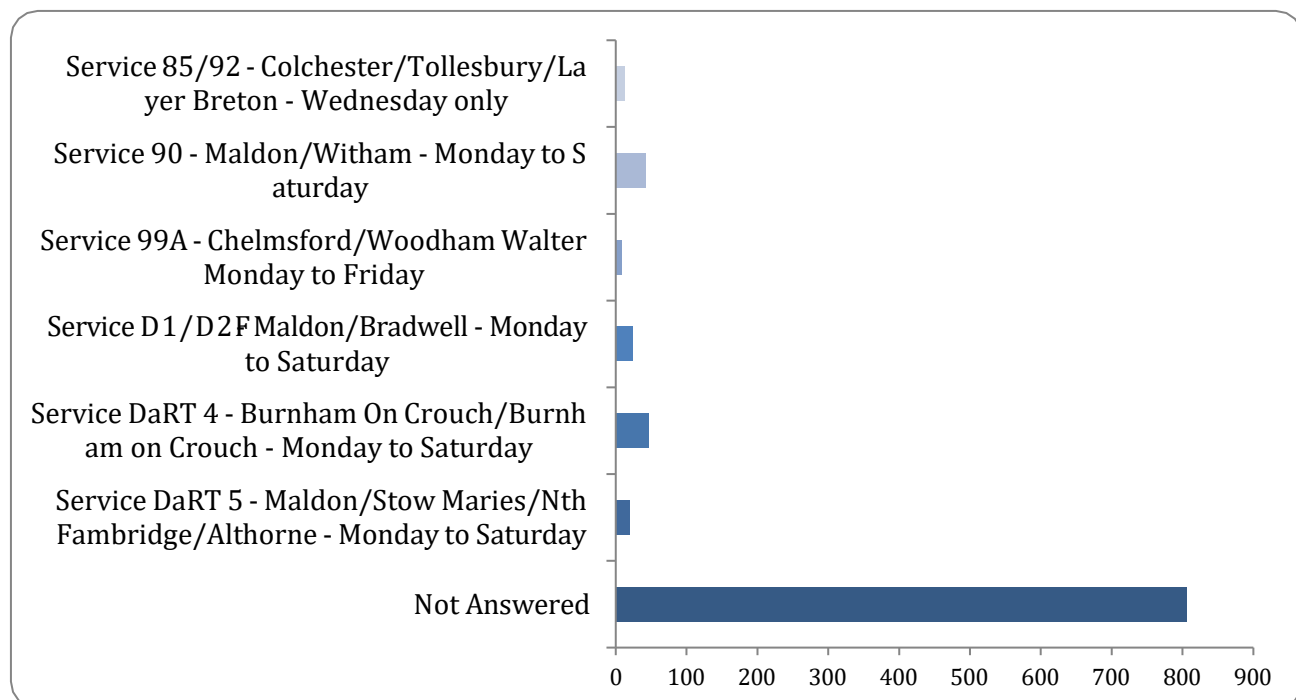
#### If other, please specify

There were 0 responses to this part of the question.

Please select the service number from the options below that you wish to answer consultation questions on:

#### Service number

There were 153 responses to this part of the question.



Option	Total	Percent
Service 85/92 - Colchester/Tollesbury/Layer Breton - Wednesday only	12	1.25%
Service 90 - Maldon/Witham - Monday to Saturday	43	4.48%
Service 99A - Chelmsford/Woodham Walter Monday to Friday	8	0.83%
Service D1/D2 - Maldon/Bradwell - Monday to Saturday	24	2.50%
Service DaRT 4 - Burnham on Crouch/Burnham on Crouch - Monday to Saturday	46	4.80%
Service DaRT 5 - Maldon/Stow Maries/Nth Fambridge/Althorne - Monday to Saturday	20	2.09%
Not Answered	806	84.05%

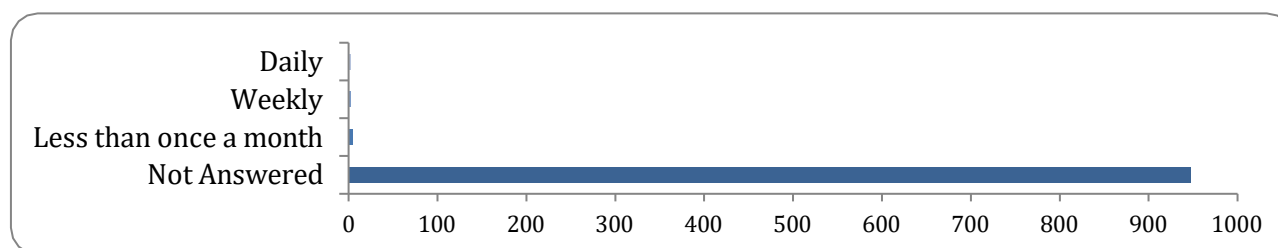
#### Service 85/92 - Colchester/Tollesbury/Layer Breton - Wednesday only

Please tell us how often you use this service,  
select one that applies

#### Frequency of use



There were 11 responses to this part of the question.

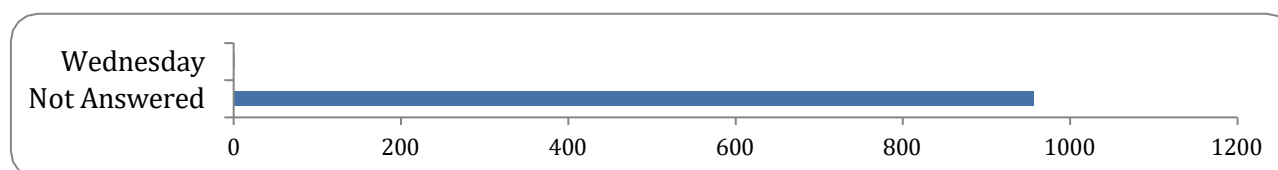


Option	Total	Percent
Daily	3	0.31%
Weekly	3	0.31%
Monthly	0	0.00%
Less than once a month	5	0.52%
Not Answered	948	98.85%

Please specify which day of the week and time of the day you use this service, please select all that apply. (This is a required question)

Time of travel and day of the week - 06:00 - 09:00

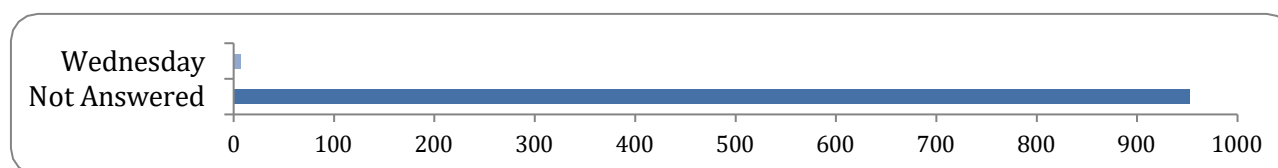
There were 2 responses to this part of the question.



Option	Total	Percent
Wednesday	2	0.21%
Not Answered	957	99.79%

Time of travel and day of the week - 09:00 - 12:00

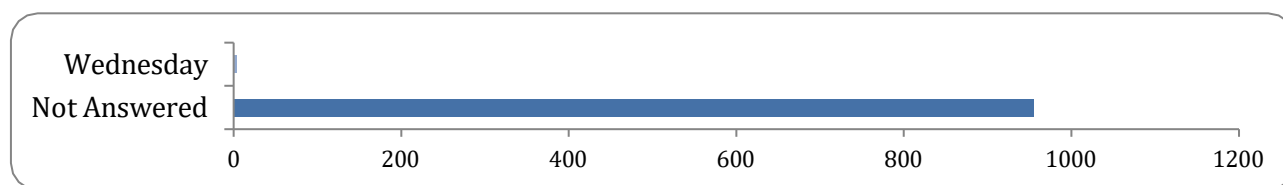
There were 7 responses to this part of the question.



Option	Total	Percent
Wednesday	7	0.73%
Not Answered	952	99.27%

Time of travel and day of the week - 12:00 - 16:00

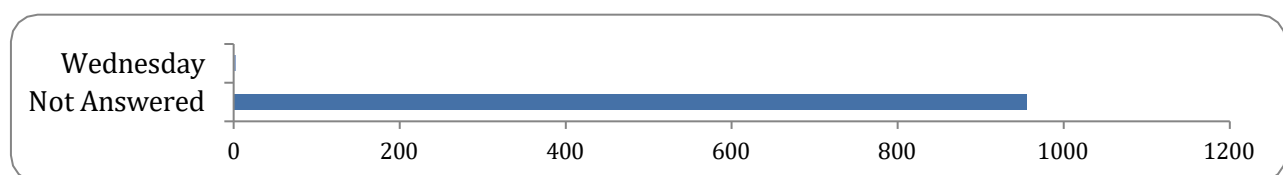
There were 4 responses to this part of the question.



Option	Total	Percent
Wednesday	4	0.42%
Not Answered	955	99.58%

### Time of travel and day of the week - 16:00 - 19:00

There were 3 responses to this part of the question.



Option	Total	Percent
Wednesday	3	0.31%
Not Answered	956	99.69%

### Time of travel and day of the week - 19:00 onwards

There were 0 responses to this part of the question.

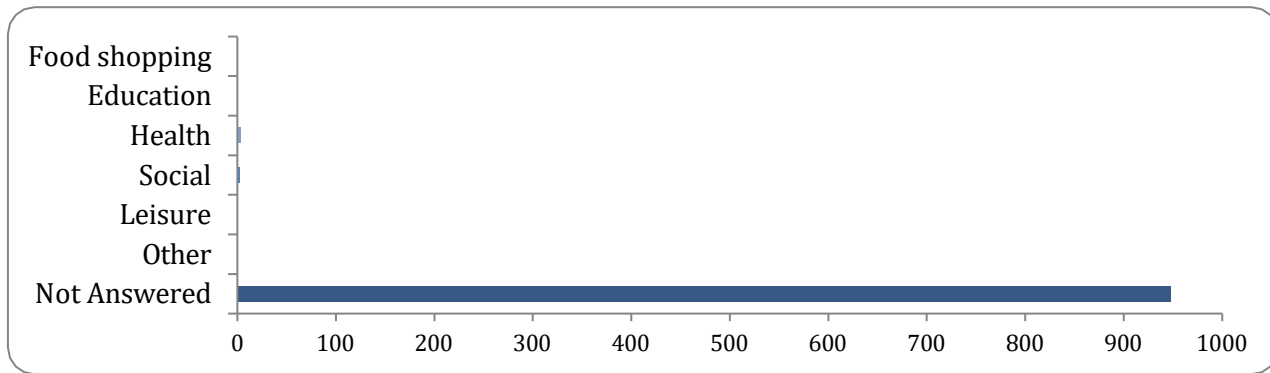


Option	Total	Percent
Wednesday	0	0.00%
Not Answered	959	100.00%

### What is the main purpose of your journey/s?

#### Purpose of travel

There were 11 responses to this part of the question.



Option	Total	Percent
Food shopping	1	0.10%
Employment	0	0.00%
Education	1	0.10%
Health	4	0.42%
Social	3	0.31%
Leisure	1	0.10%
Other	1	0.10%
Not Answered	948	98.85%

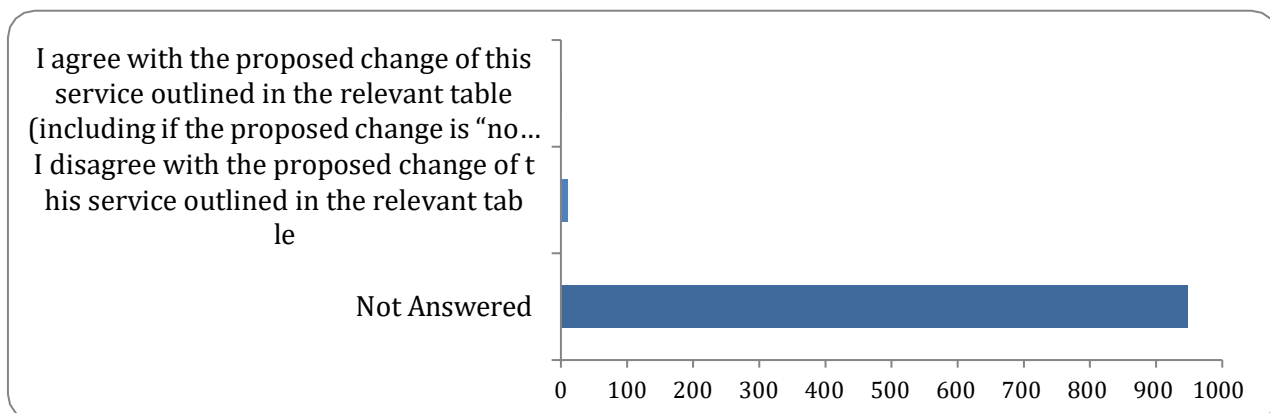
#### If other, please specify

There were 2 responses to this part of the question.

#### Do you agree with the ECC proposed change in relation to this service?

##### Agree or disagree with proposal

There were 11 responses to this part of the question.

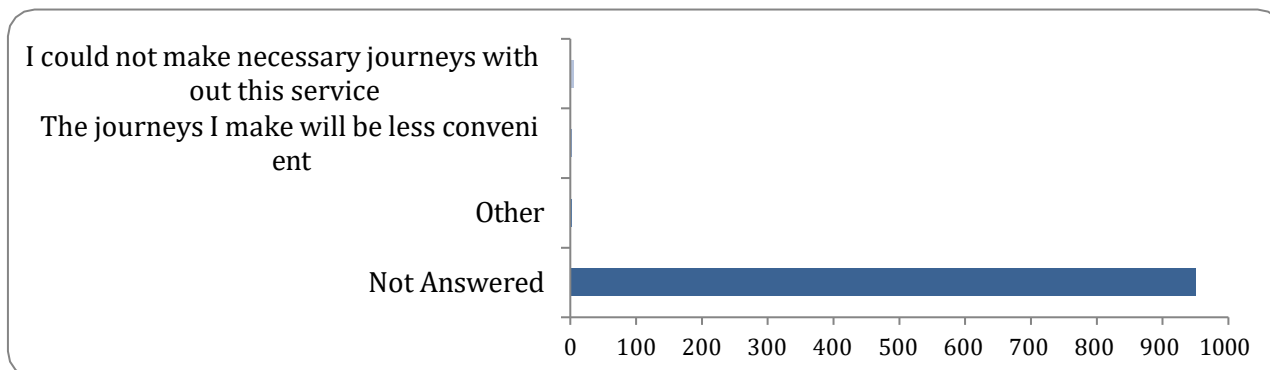


Option	Total	Percent
I agree with the proposed change of this service outlined in the relevant table (including if the proposed change is "no change")	1	0.10%

<b>I disagree with the proposed change of this service outlined in the relevant table</b>	10	1.04%
<b>Not Answered</b>	948	98.85%

### Reason of objecting to proposal

There were 9 responses to this part of the question.



Option	Total	Percent
<b>I could not make necessary journeys without this service</b>	5	0.52%
<b>The journeys I make will be less convenient</b>	2	0.21%
<b>Other</b>	2	0.21%
<b>Not Answered</b>	950	99.06%

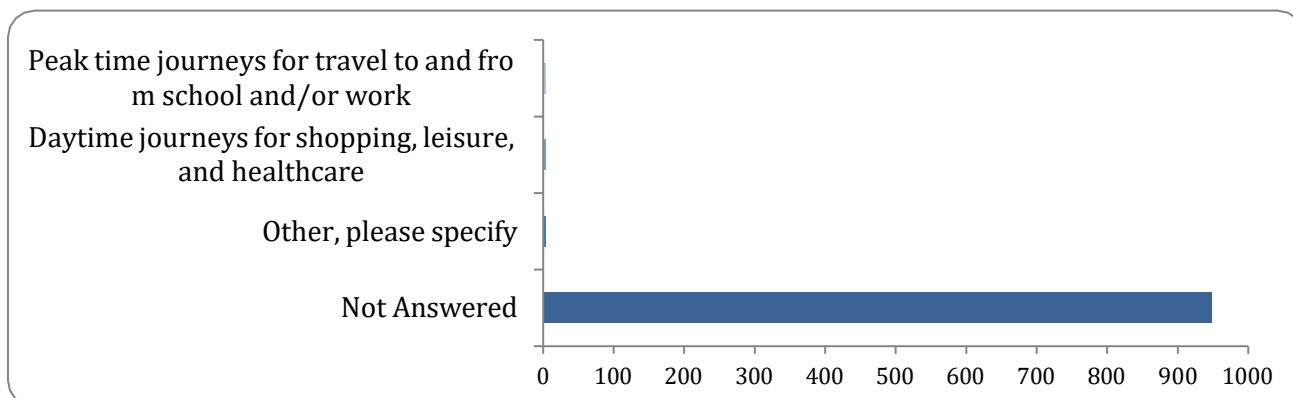
### If other, please specify

There were 3 responses to this part of the question.

**Which journey/s would you like us to prioritise if we continue to provide this service, select one that applies**

### Which journey to prioritise

There were 11 responses to this part of the question.



Option	Total	Percent
Journeys that carry the most passengers	0	0.00%
Peak time journeys for travel to and from school and/or work	4	0.42%
Daytime journeys for shopping, leisure, and healthcare	4	0.42%
Other, please specify	3	0.31%
Not Answered	948	98.85%

#### If other, please specify

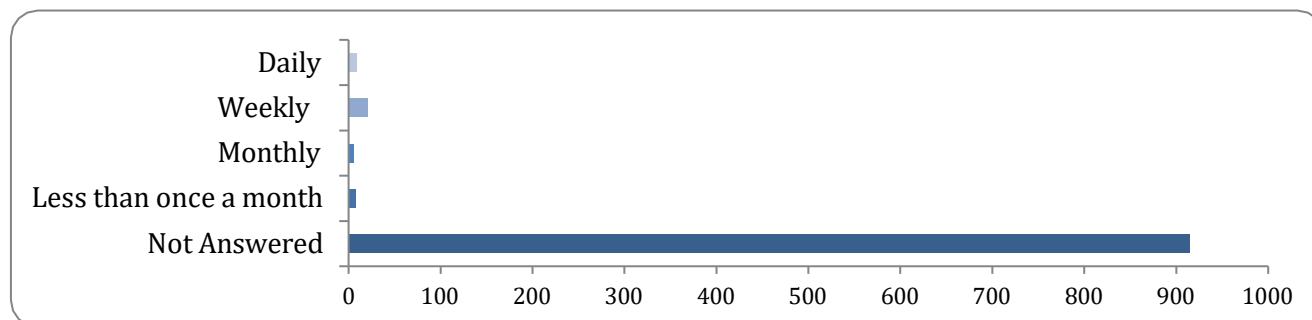
There were 3 responses to this part of the question.

### Service 90 - Maldon/Witham - Monday to Saturday

Please tell us how often you use this service,  
select one that applies

#### Frequency of use

There were 44 responses to this part of the question.

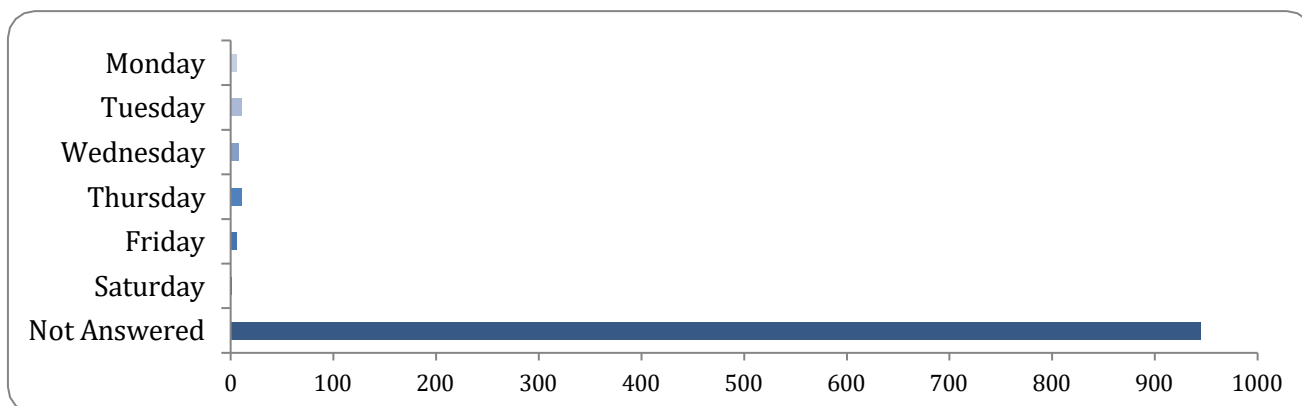


Option	Total	Percent
Daily	9	0.94%
Weekly	21	2.19%
Monthly	6	0.63%
Less than once a month	8	0.83%
Not Answered	915	95.41%

Please specify which day of the week and time of the day you use this service, please  
select all that apply. (This is a required question)

#### Time of travel and day of the week - 06:00 - 09:00

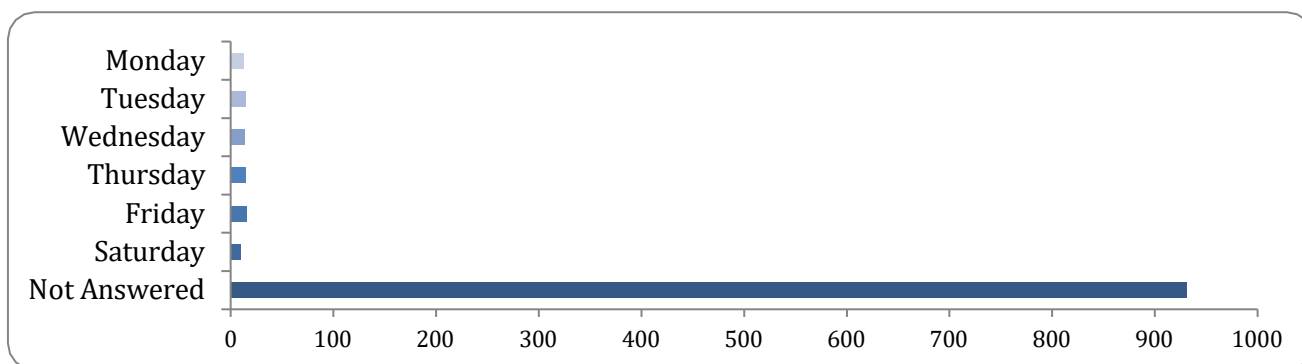
There were 14 responses to this part of the question.



Option	Total	Percent
Monday	6	0.63%
Tuesday	11	1.15%
Wednesday	8	0.83%
Thursday	11	1.15%
Friday	6	0.63%
Saturday	1	0.10%
Not Answered	945	98.54%

#### Time of travel and day of the week - 09:00 - 12:00

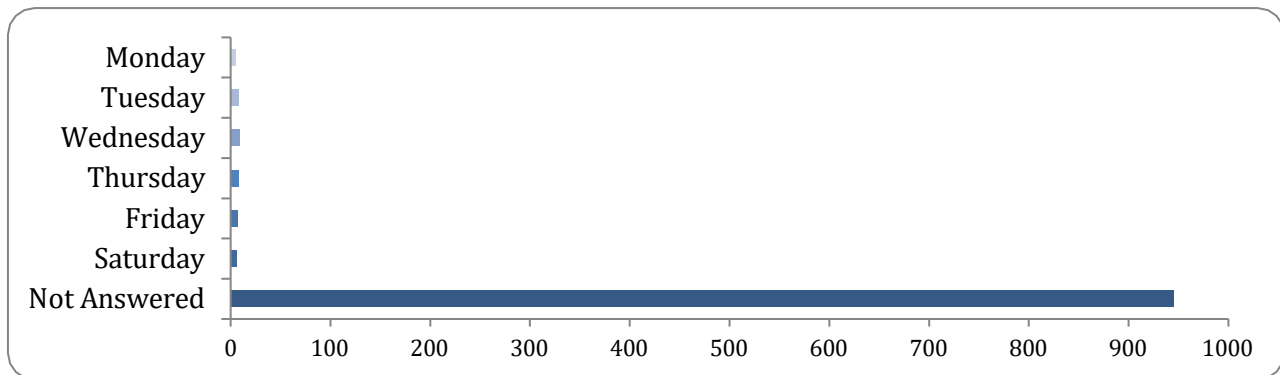
There were 28 responses to this part of the question.



Option	Total	Percent
Monday	13	1.36%
Tuesday	15	1.56%
Wednesday	14	1.46%
Thursday	15	1.56%
Friday	16	1.67%
Saturday	10	1.04%
Not Answered	931	97.08%

### Time of travel and day of the week - 12:00 - 16:00

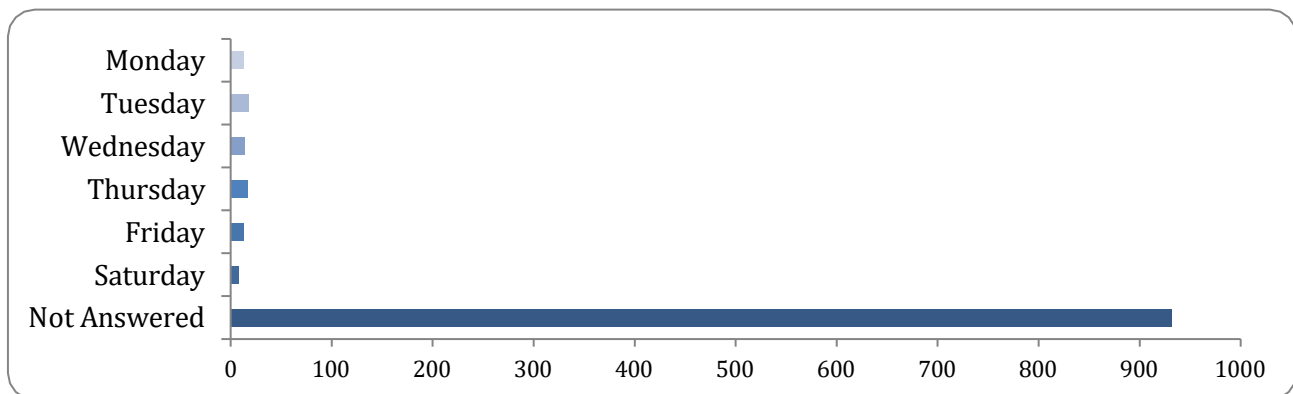
There were 14 responses to this part of the question.



Option	Total	Percent
Monday	5	0.52%
Tuesday	8	0.83%
Wednesday	9	0.94%
Thursday	8	0.83%
Friday	7	0.73%
Saturday	6	0.63%
Not Answered	945	98.54%

### Time of travel and day of the week - 16:00 - 19:00

There were 27 responses to this part of the question.

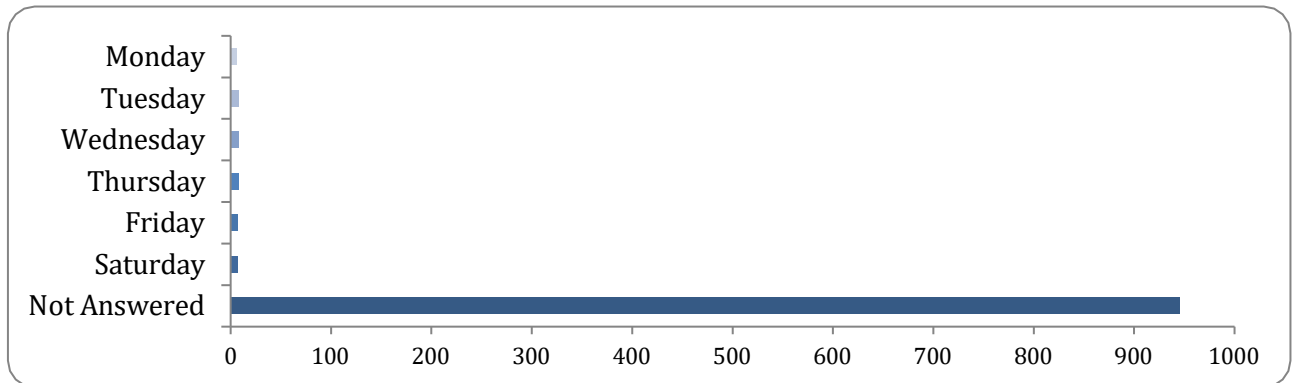


Option	Total	Percent
Monday	13	1.36%
Tuesday	18	1.88%
Wednesday	14	1.46%
Thursday	17	1.77%
Friday	13	1.36%

<b>Saturday</b>	8	0.83%
<b>Not Answered</b>	932	97.18%

### Time of travel and day of the week - 19:00 onwards

There were 13 responses to this part of the question.

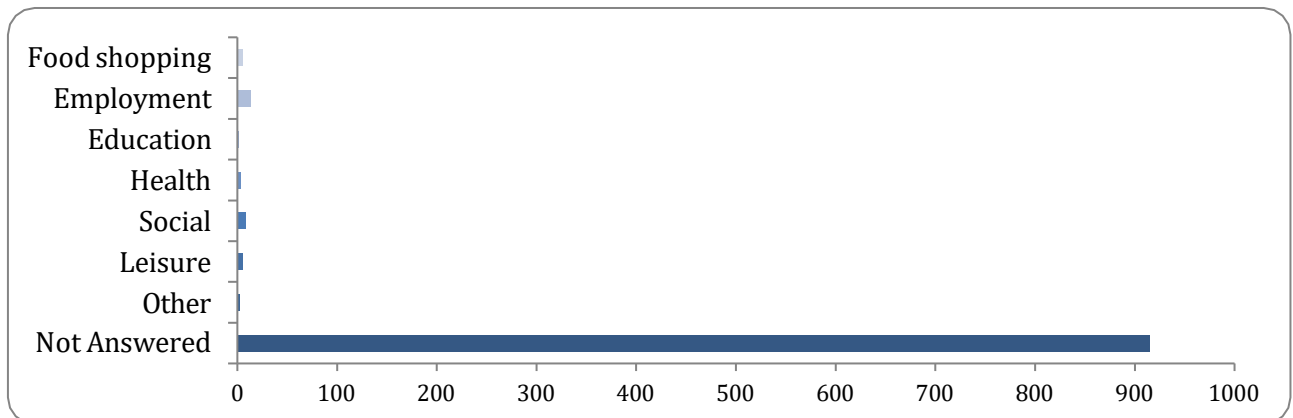


Option	Total	Percent
<b>Monday</b>	6	0.63%
<b>Tuesday</b>	8	0.83%
<b>Wednesday</b>	8	0.83%
<b>Thursday</b>	8	0.83%
<b>Friday</b>	7	0.73%
<b>Saturday</b>	7	0.73%
<b>Not Answered</b>	946	98.64%

### What is the main purpose of your journey/s?

#### Purpose of travel

There were 44 responses to this part of the question.





Option	Total	Percent
Food shopping	6	0.63%
Employment	14	1.46%
Education	2	0.21%
Health	4	0.42%
Social	9	0.94%
Leisure	6	0.63%
Other	3	0.31%
Not Answered	915	95.41%

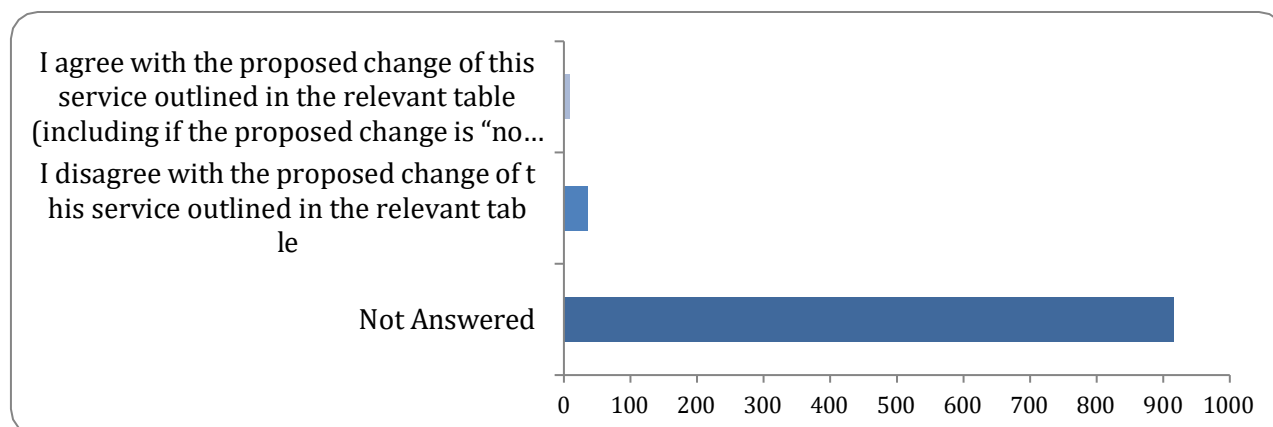
#### If other, please specify

There were 7 responses to this part of the question.

#### Do you agree with the ECC proposed change in relation to this service?

##### Agree or disagree with proposal

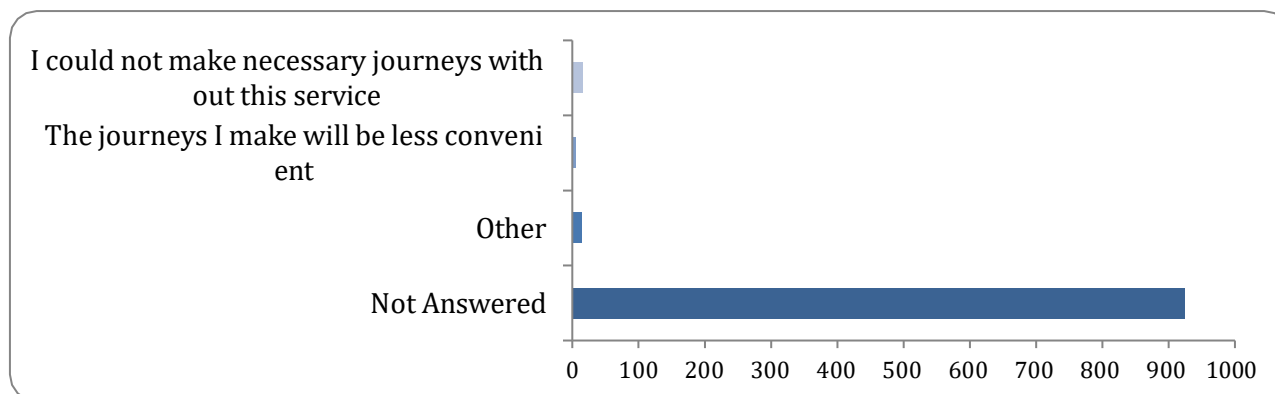
There were 44 responses to this part of the question.



Option	Total	Percent
I agree with the proposed change of this service outlined in the relevant table (including if the proposed change is "no change")	8	0.83%
I disagree with the proposed change of this service outlined in the relevant table	36	3.75%
Not Answered	915	95.41%

#### Reason of objecting to proposal

There were 35 responses to this part of the question.



Option	Total	Percent
I could not make necessary journeys without this service	16	1.67%
The journeys I make will be less convenient	5	0.52%
Other	14	1.46%
Not Answered	924	96.35%

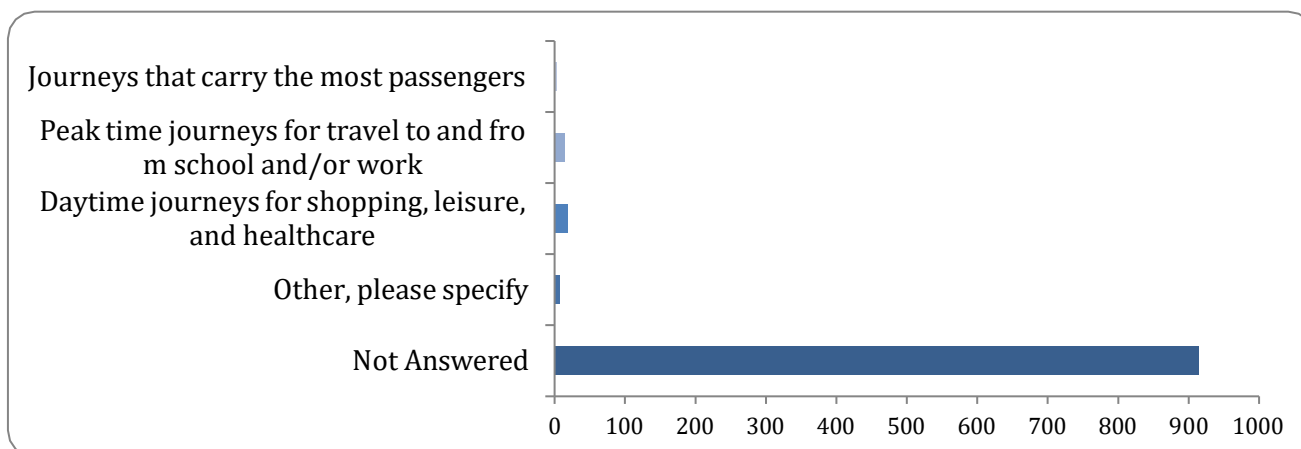
#### If other, please specify

There were 27 responses to this part of the question.

**Which journey/s would you like us to prioritise if we continue to provide this service, select one that applies**

#### Which journey to prioritise

There were 44 responses to this part of the question.



Option	Total	Percent
Journeys that carry the most passengers	3	0.31%
Peak time journeys for travel to and from school and/or work	14	1.46%
Daytime journeys for shopping, leisure, and healthcare	19	1.98%

Other, please specify	8	0.83%
Not Answered	915	95.41%

If other, please specify

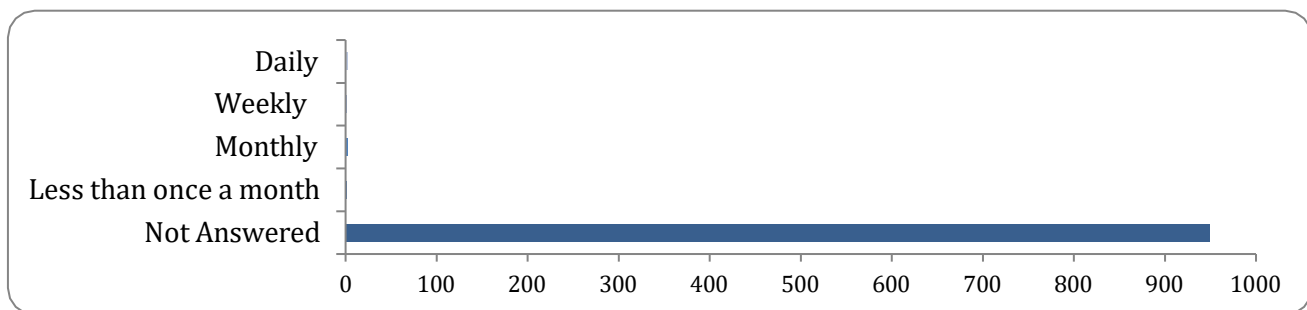
There were 13 responses to this part of the question.

### **Service 99A - Chelmsford/Woodham Walter - Monday to Friday**

Please tell us how often you use this service,  
select one that applies

**Frequency of use**

There were 10 responses to this part of the question.

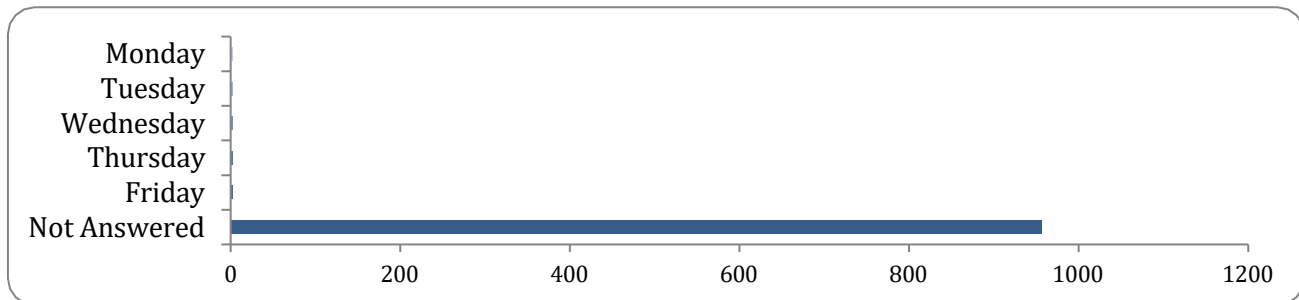


Option	Total	Percent
Daily	3	0.31%
Weekly	2	0.21%
Monthly	3	0.31%
Less than once a month	2	0.21%
Not Answered	949	98.96%

Please specify which day of the week and time of the day you use this service, please  
select all that apply. (This is a required question)

**Time of travel and day of the week - 06:00 - 09:00**

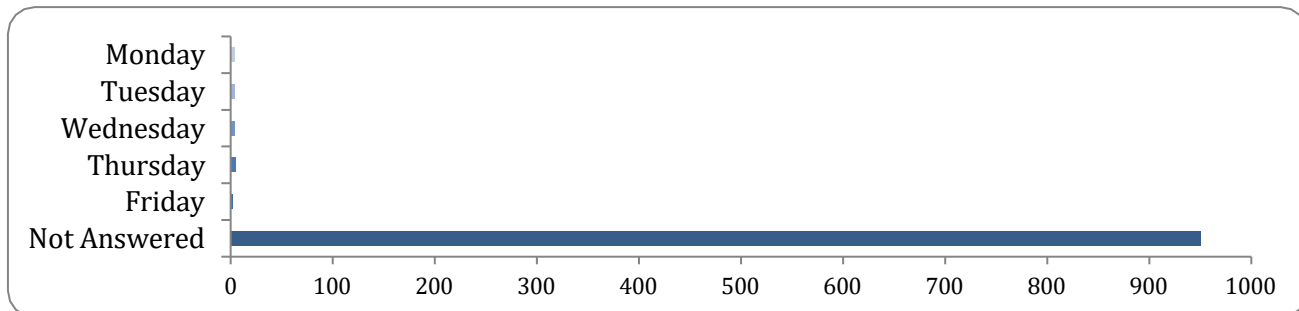
There were 3 responses to this part of the question.



Option	Total	Percent
Monday	2	0.21%
Tuesday	2	0.21%
Wednesday	3	0.31%
Thursday	2	0.21%
Friday	2	0.21%
Not Answered	956	99.69%

#### Time of travel and day of the week - 09:00 - 12:00

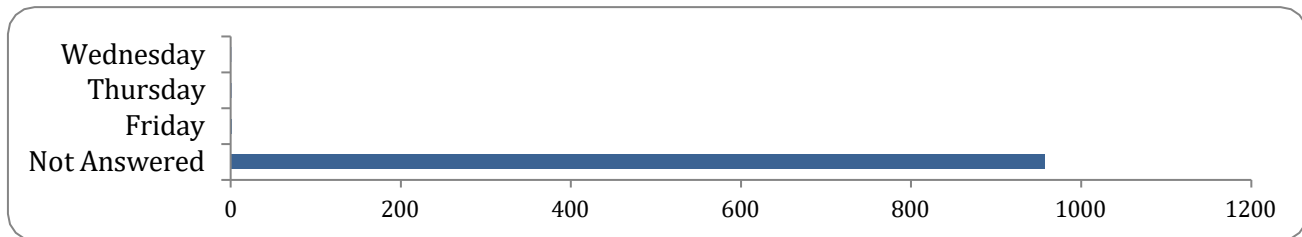
There were 8 responses to this part of the question.



Option	Total	Percent
Monday	4	0.42%
Tuesday	4	0.42%
Wednesday	4	0.42%
Thursday	5	0.52%
Friday	2	0.21%
Not Answered	951	99.17%

#### Time of travel and day of the week - 12:00 - 16:00

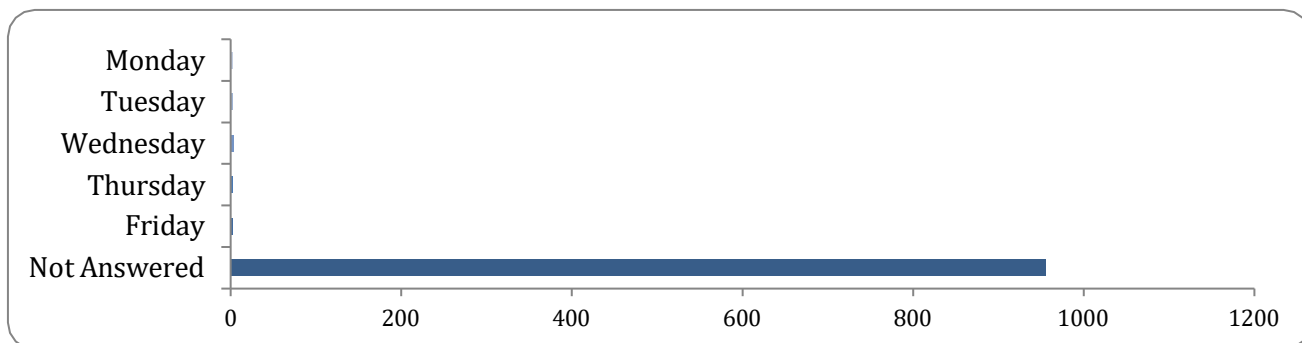
There were 2 responses to this part of the question.



Option	Total	Percent
Monday	0	0.00%
Tuesday	0	0.00%
Wednesday	1	0.10%
Thursday	1	0.10%
Friday	1	0.10%
Not Answered	957	99.79%

### Time of travel and day of the week - 16:00 - 19:00


There were 4 responses to this part of the question.



Option	Total	Percent
Monday	3	0.31%
Tuesday	3	0.31%
Wednesday	4	0.42%
Thursday	3	0.31%
Friday	2	0.21%
Not Answered	955	99.58%

### Time of travel and day of the week - 19:00 onwards

There were 0 responses to this part of the question.

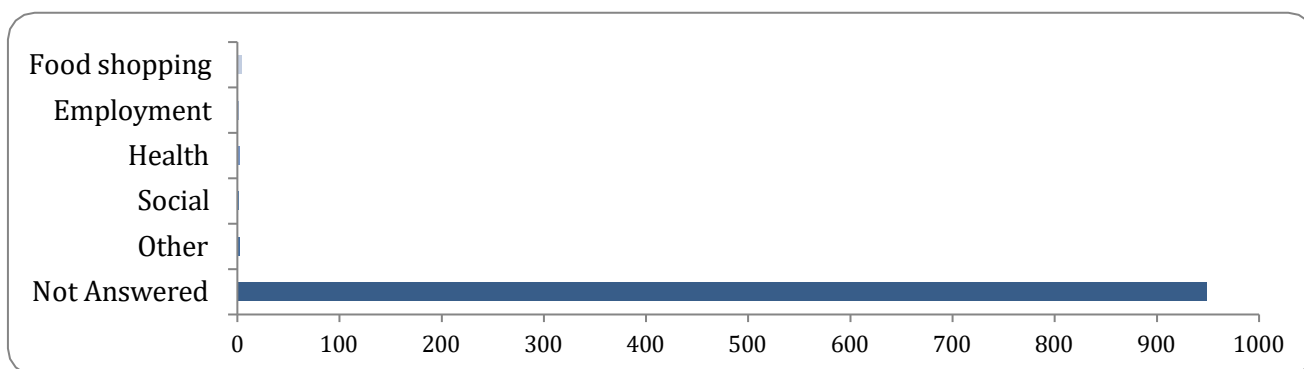


Option	Total	Percent
Monday	0	0.00%
Tuesday	0	0.00%
Wednesday	0	0.00%
Thursday	0	0.00%
Friday	0	0.00%
Not Answered	959	100.00%

### What is the main purpose of your journey/s?

#### Purpose of travel

There were 10 responses to this part of the question.



Option	Total	Percent
Food shopping	4	0.42%
Employment	1	0.10%
Education	0	0.00%
Health	2	0.21%
Social	1	0.10%
Leisure	0	0.00%
Other	2	0.21%
Not Answered	949	98.96%

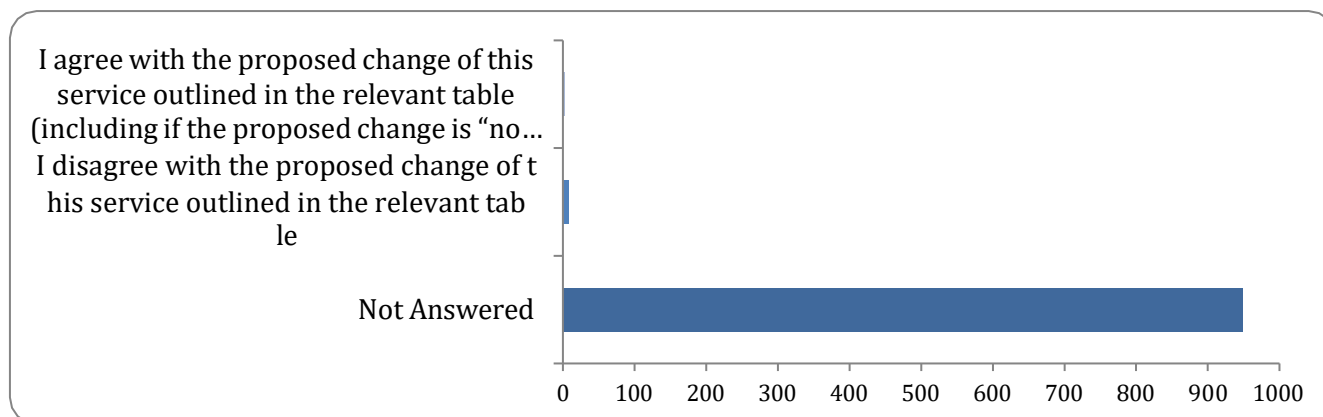
#### If other, please specify

There were 5 responses to this part of the question.

### Do you agree with the ECC proposed change in relation to this service?

#### Agree or disagree with proposal

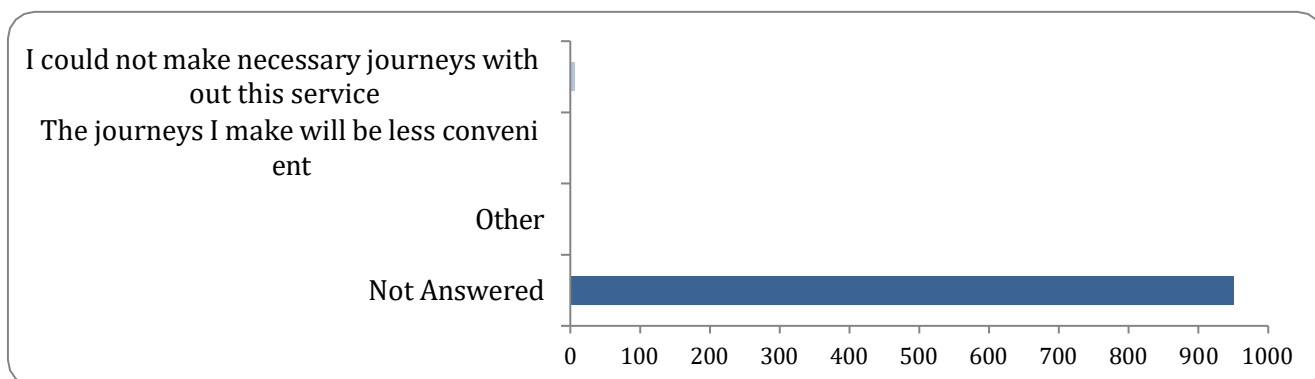
There were 10 responses to this part of the question.



Option	Total	Percent
I agree with the proposed change of this service outlined in the relevant table (including if the proposed change is “no change”)	2	0.21%
I disagree with the proposed change of this service outlined in the relevant table	8	0.83%
Not Answered	949	98.96%

### Reason of objecting to proposal

There were 8 responses to this part of the question.



Option	Total	Percent
I could not make necessary journeys without this service	6	0.63%
The journeys I make will be less convenient	1	0.10%
Other	1	0.10%
Not Answered	951	99.17%

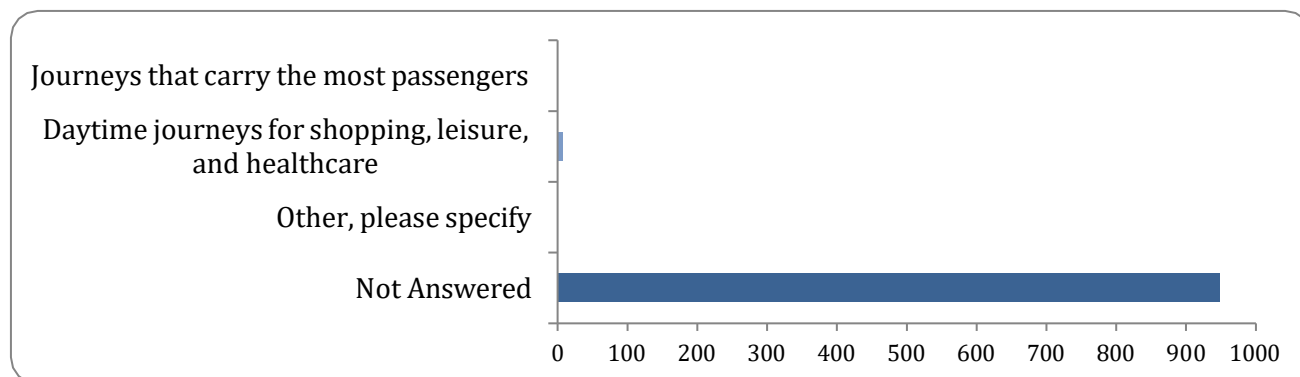
### If other, please specify

There were 5 responses to this part of the question.

**Which journey/s would you like us to prioritise if we continue to provide this service, select one that applies**

**Which journey to prioritise**

There were 10 responses to this part of the question.



Option	Total	Percent
Journeys that carry the most passengers	1	0.10%
Peak time journeys for travel to and from school and/or work	0	0.00%
Daytime journeys for shopping, leisure, and healthcare	8	0.83%
Other, please specify	1	0.10%
Not Answered	949	98.96%

**If other, please specify**

There was 1 response to this part of the question.

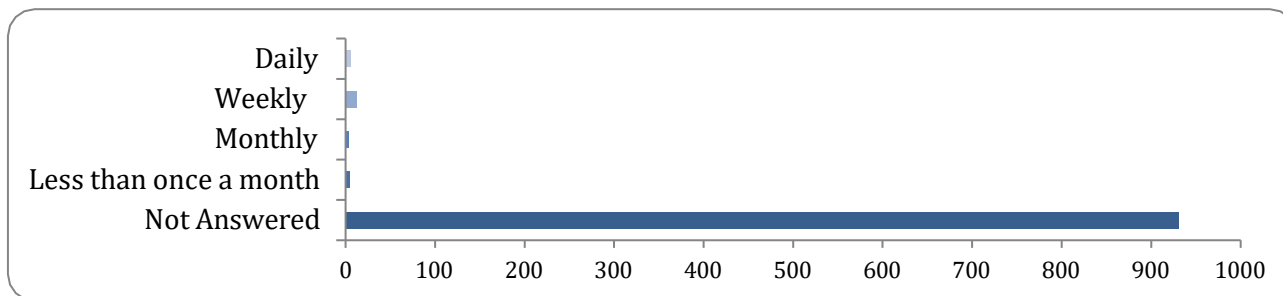
**Service D1/D2 - Maldon/Bradwell - Monday to Saturday**

**Please tell us how often you use this service, select one that applies**

**Frequency of use**

There were 28 responses to this part of the question.



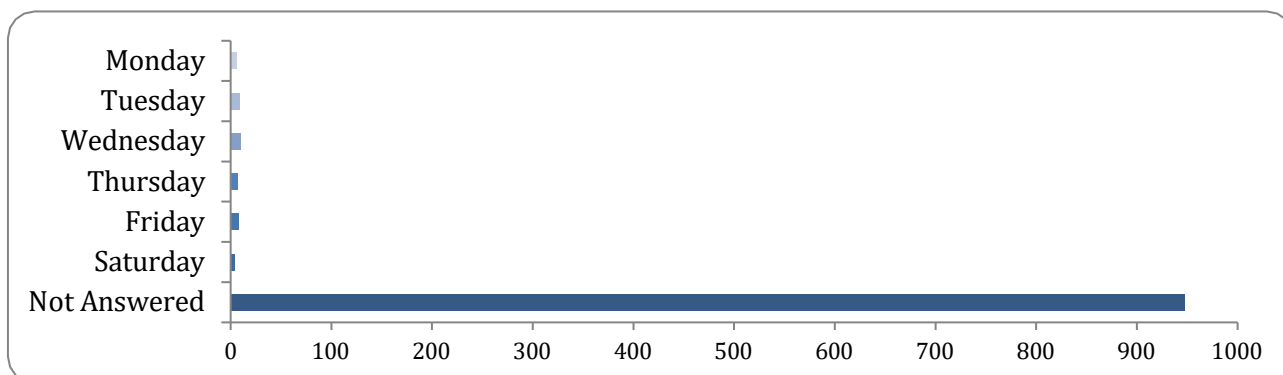


Option	Total	Percent
Daily	6	0.63%
Weekly	13	1.36%
Monthly	4	0.42%
Less than once a month	5	0.52%
Not Answered	931	97.08%

Please specify which day of the week and time of the day you use this service, please select all that apply. (This is a required question)

**Time of travel and day of the week - 06:00 - 09:00**

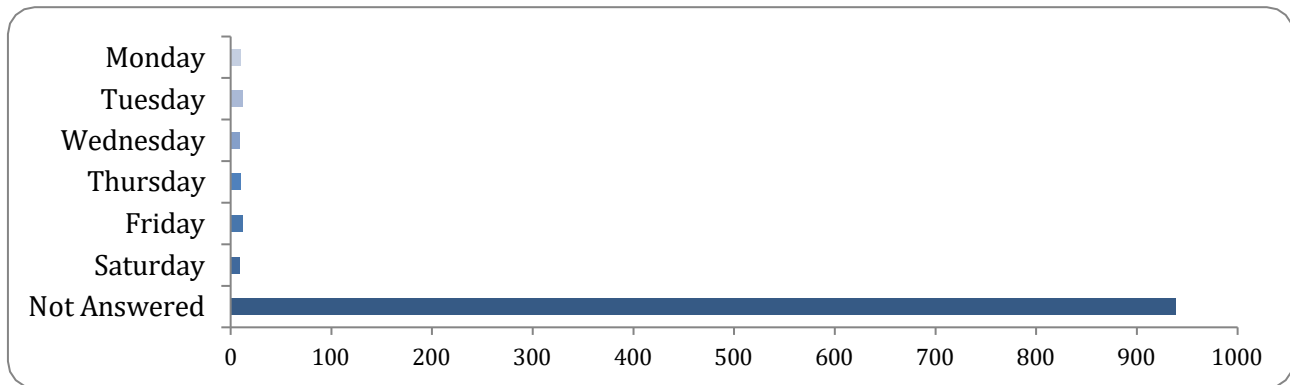
There were 11 responses to this part of the question.



Option	Total	Percent
Monday	6	0.63%
Tuesday	9	0.94%
Wednesday	10	1.04%
Thursday	7	0.73%
Friday	8	0.83%
Saturday	4	0.42%
Not Answered	948	98.85%

**Time of travel and day of the week - 09:00 - 12:00**

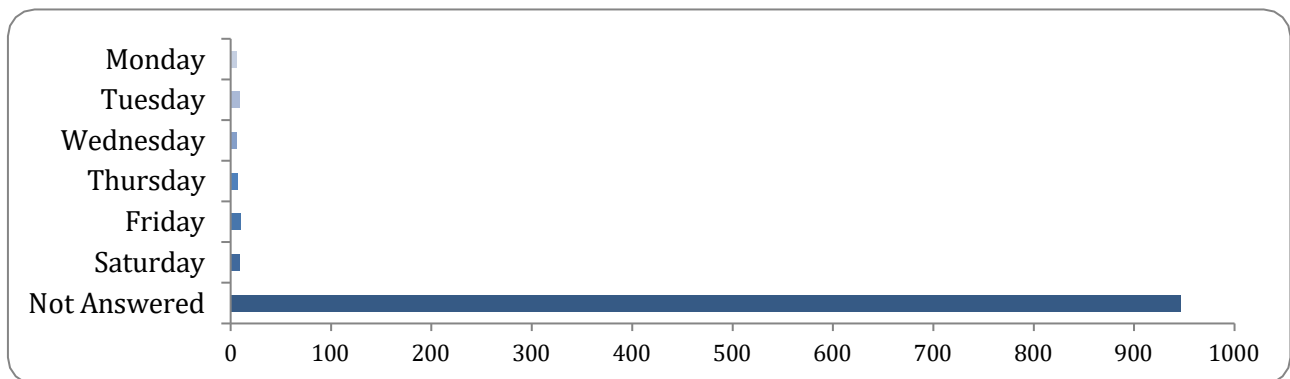
There were 20 responses to this part of the question.



Option	Total	Percent
Monday	10	1.04%
Tuesday	12	1.25%
Wednesday	9	0.94%
Thursday	10	1.04%
Friday	12	1.25%
Saturday	9	0.94%
Not Answered	939	97.91%

#### Time of travel and day of the week - 12:00 - 16:00

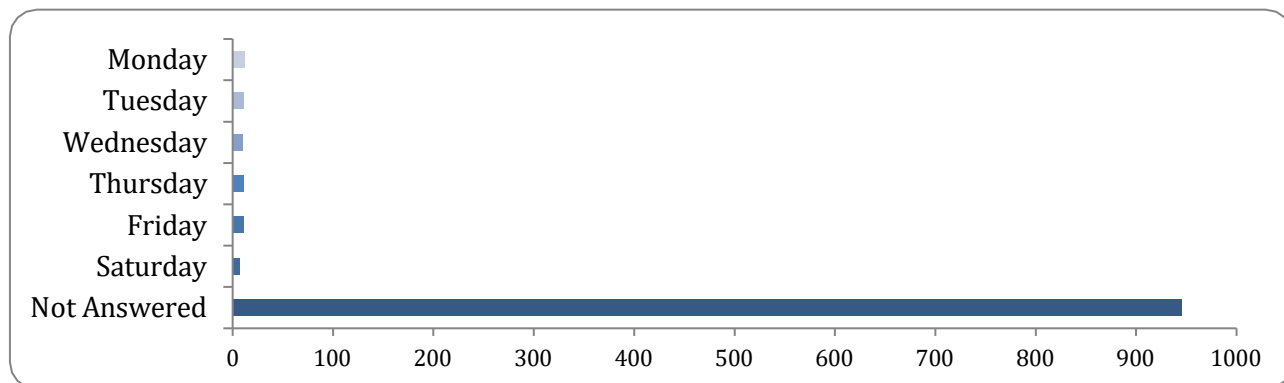
There were 12 responses to this part of the question.



Option	Total	Percent
Monday	6	0.63%
Tuesday	9	0.94%
Wednesday	6	0.63%
Thursday	7	0.73%
Friday	10	1.04%
Saturday	9	0.94%
Not Answered	947	98.75%

#### Time of travel and day of the week - 16:00 - 19:00

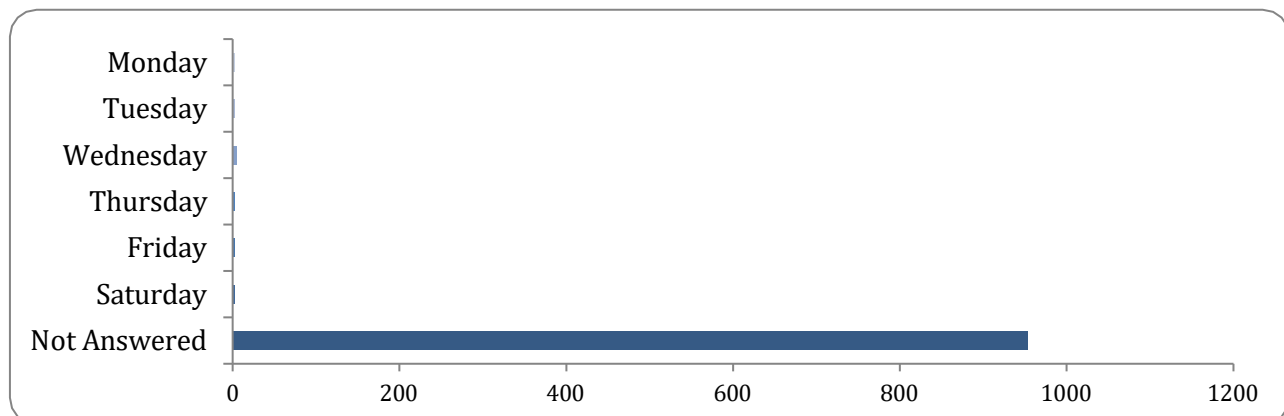
There were 13 responses to this part of the question.



Option	Total	Percent
Monday	12	1.25%
Tuesday	11	1.15%
Wednesday	10	1.04%
Thursday	11	1.15%
Friday	11	1.15%
Saturday	7	0.73%
Not Answered	946	98.64%

#### Time of travel and day of the week - 19:00 onwards

There were 5 responses to this part of the question.

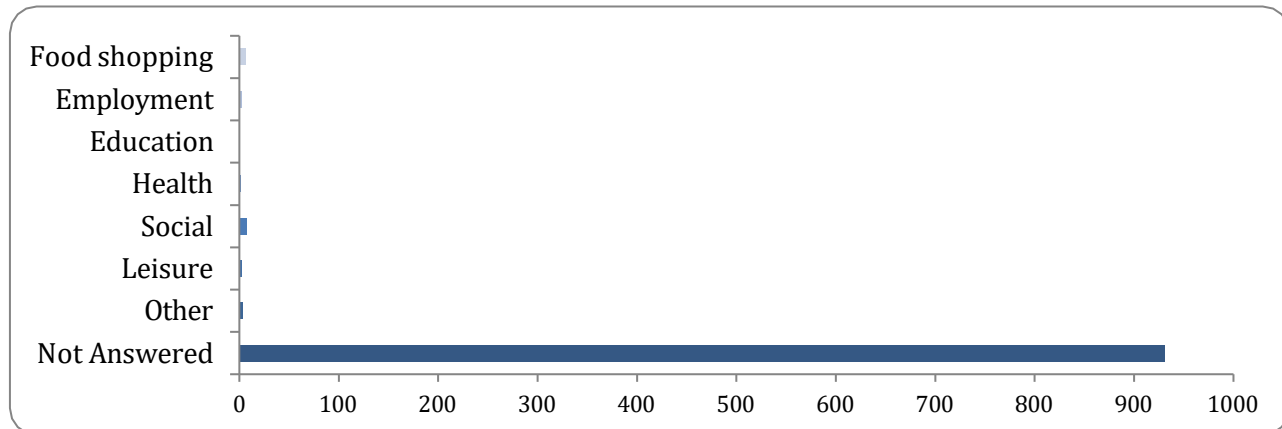


Option	Total	Percent
Monday	3	0.31%
Tuesday	3	0.31%
Wednesday	5	0.52%
Thursday	3	0.31%
Friday	3	0.31%
Saturday	3	0.31%
Not Answered	954	99.48%

## What is the main purpose of your journey/s?

### Purpose of travel

There were 28 responses to this part of the question.



Option	Total	Percent
Food shopping	7	0.73%
Employment	3	0.31%
Education	1	0.10%
Health	2	0.21%
Social	8	0.83%
Leisure	3	0.31%
Other	4	0.42%
Not Answered	931	97.08%

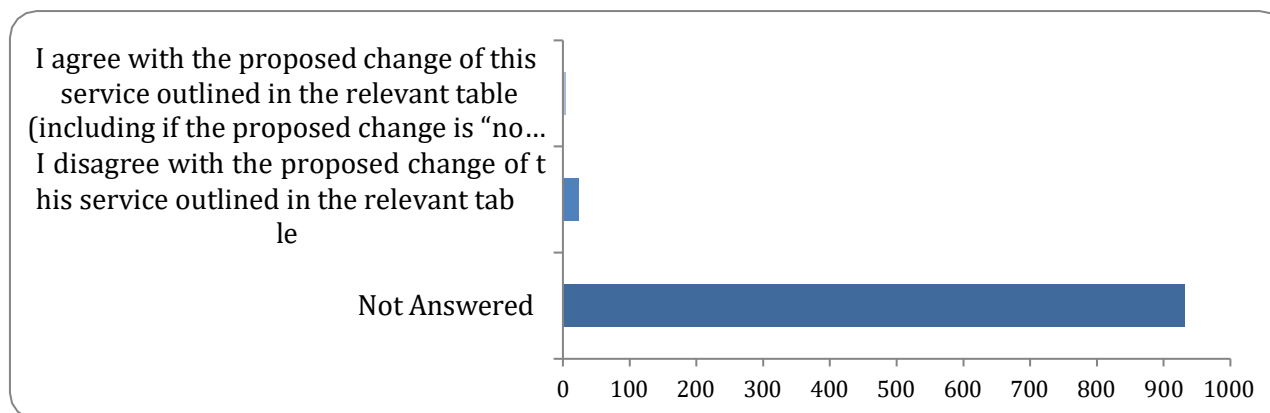
### If other, please specify

There were 8 responses to this part of the question.

## Do you agree with the ECC proposed change in relation to this service?

### Agree or disagree with proposal

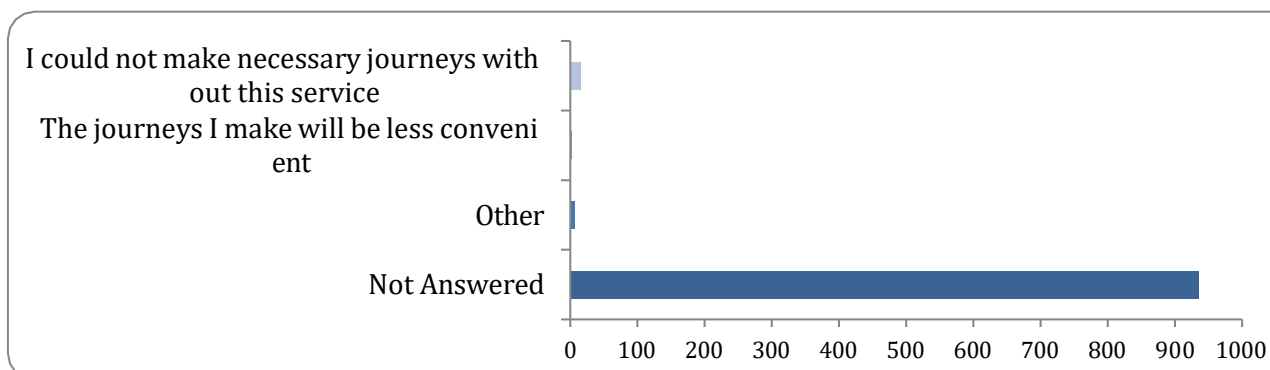
There were 28 responses to this part of the question.



Option	Total	Percent
I agree with the proposed change of this service outlined in the relevant table (including if the proposed change is “no change”)	4	0.42%
I disagree with the proposed change of this service outlined in the relevant table	24	2.50%
Not Answered	931	97.08%

### Reason of objecting to proposal

There were 24 responses to this part of the question.



Option	Total	Percent
I could not make necessary journeys without this service	15	1.56%
The journeys I make will be less convenient	2	0.21%
Other	7	0.73%
Not Answered	935	97.50%

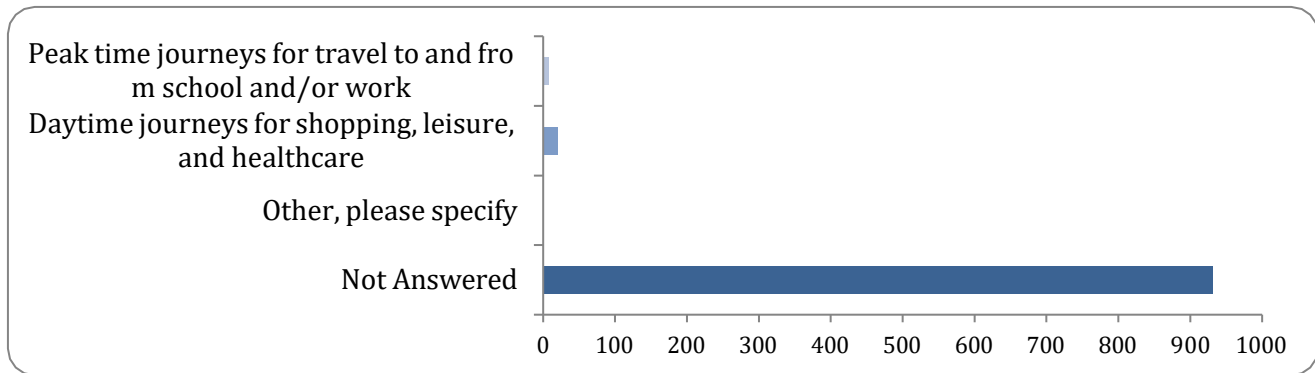
### If other, please specify

There were 11 responses to this part of the question.

**Which journey/s would you like us to prioritise if we continue to provide this service, select one that applies**

**Which journey to prioritise**

There were 28 responses to this part of the question.



Option	Total	Percent
Journeys that carry the most passengers	0	0.00%
Peak time journeys for travel to and from school and/or work	7	0.73%
Daytime journeys for shopping, leisure, and healthcare	20	2.09%
Other, please specify	1	0.10%
Not Answered	931	97.08%

**If other, please specify**

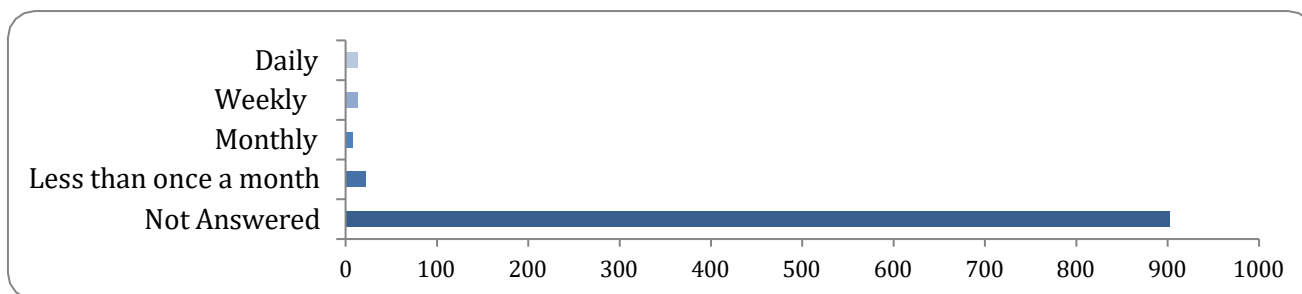
There were 5 responses to this part of the question.

**Service DaRT 4 - Burnham on Crouch/Burnham on Crouch - Monday to Saturday**

**Please tell us how often you use this service, select one that applies**

**Frequency of use**

There were 57 responses to this part of the question.

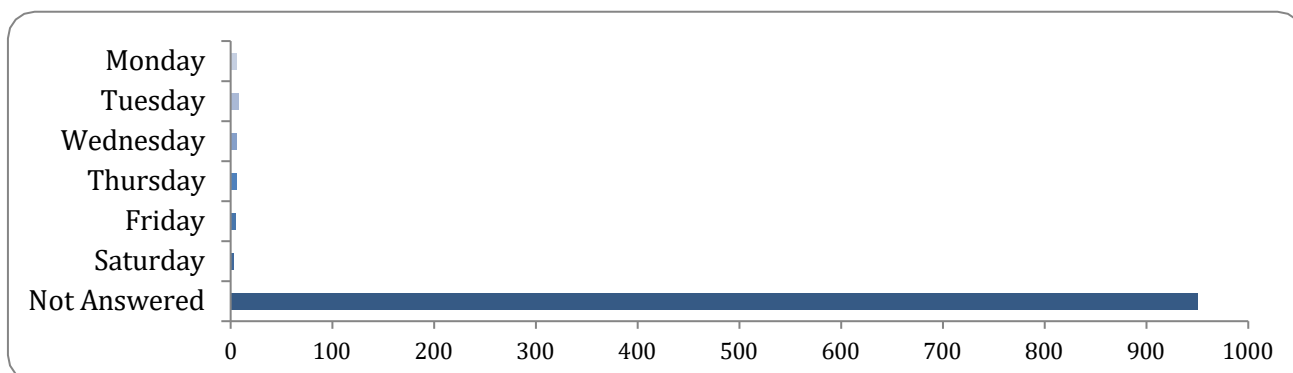


Option	Total	Percent
Daily	13	1.36%
Weekly	14	1.46%
Monthly	8	0.83%
Less than once a month	22	2.29%
Not Answered	902	94.06%

Please specify which day of the week and time of the day you use this service, please select all that apply. (This is a required question)

Time of travel and day of the week - 06:00 - 09:00

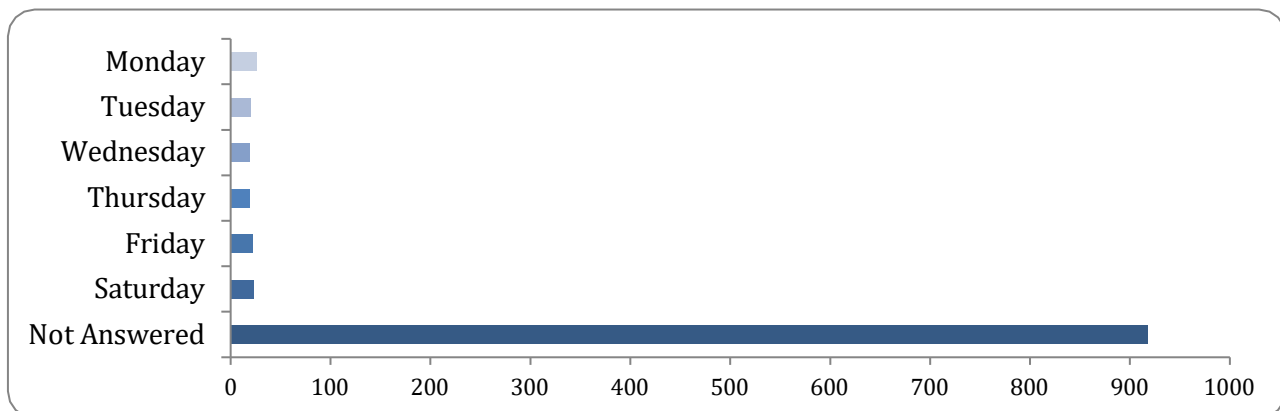
There were 9 responses to this part of the question.



Option	Total	Percent
Monday	6	0.63%
Tuesday	8	0.83%
Wednesday	6	0.63%
Thursday	6	0.63%
Friday	5	0.52%
Saturday	3	0.31%
Not Answered	950	99.06%

Time of travel and day of the week - 09:00 - 12:00

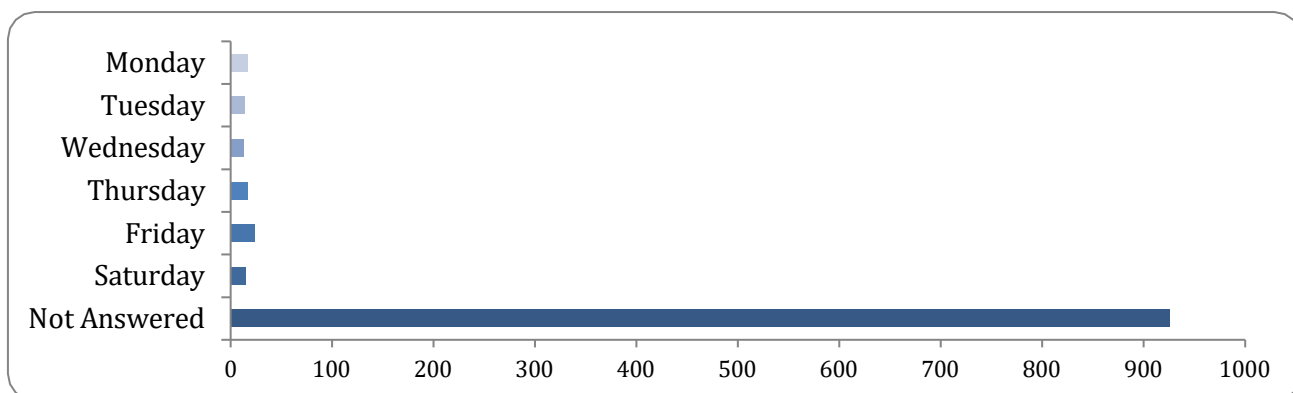
There were 41 responses to this part of the question.



Option	Total	Percent
Monday	26	2.71%
Tuesday	20	2.09%
Wednesday	19	1.98%
Thursday	19	1.98%
Friday	22	2.29%
Saturday	23	2.40%
Not Answered	918	95.72%

#### Time of travel and day of the week - 12:00 - 16:00

There were 33 responses to this part of the question.



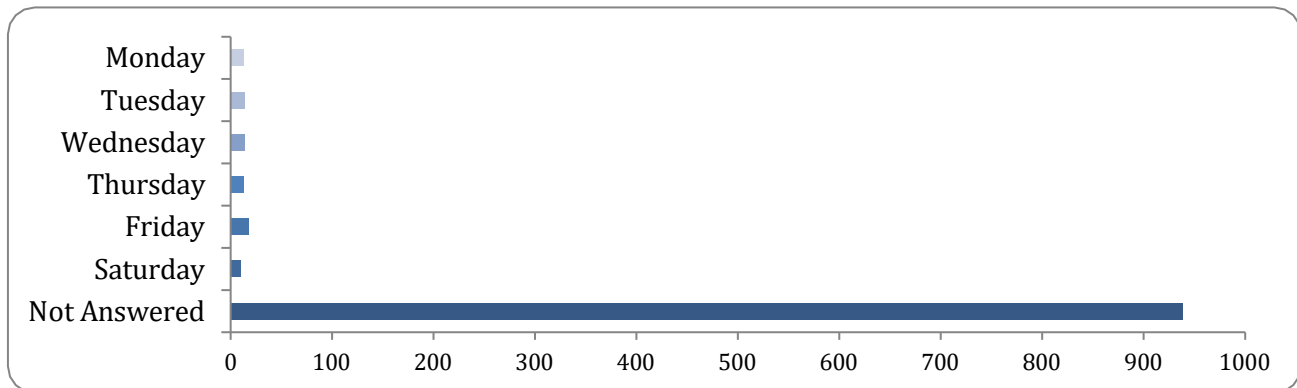
Option	Total	Percent
Monday	17	1.77%
Tuesday	14	1.46%
Wednesday	13	1.36%
Thursday	17	1.77%
Friday	24	2.50%
Saturday	15	1.56%



<b>Not Answered</b>	926	96.56%
---------------------	-----	--------

#### Time of travel and day of the week - 16:00 - 19:00

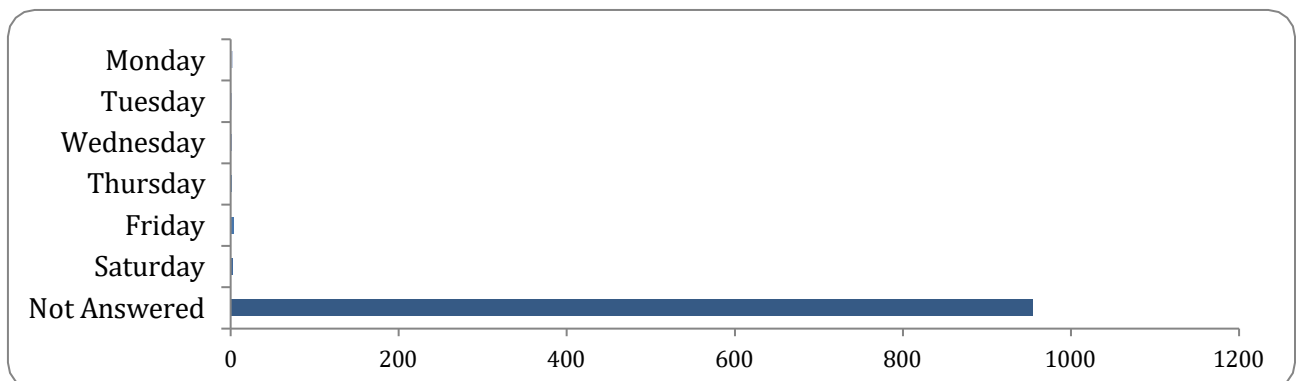
There were 20 responses to this part of the question.



Option	Total	Percent
<b>Monday</b>	13	1.36%
<b>Tuesday</b>	14	1.46%
<b>Wednesday</b>	14	1.46%
<b>Thursday</b>	13	1.36%
<b>Friday</b>	18	1.88%
<b>Saturday</b>	10	1.04%
<b>Not Answered</b>	939	97.91%

#### Time of travel and day of the week - 19:00 onwards

There were 5 responses to this part of the question.



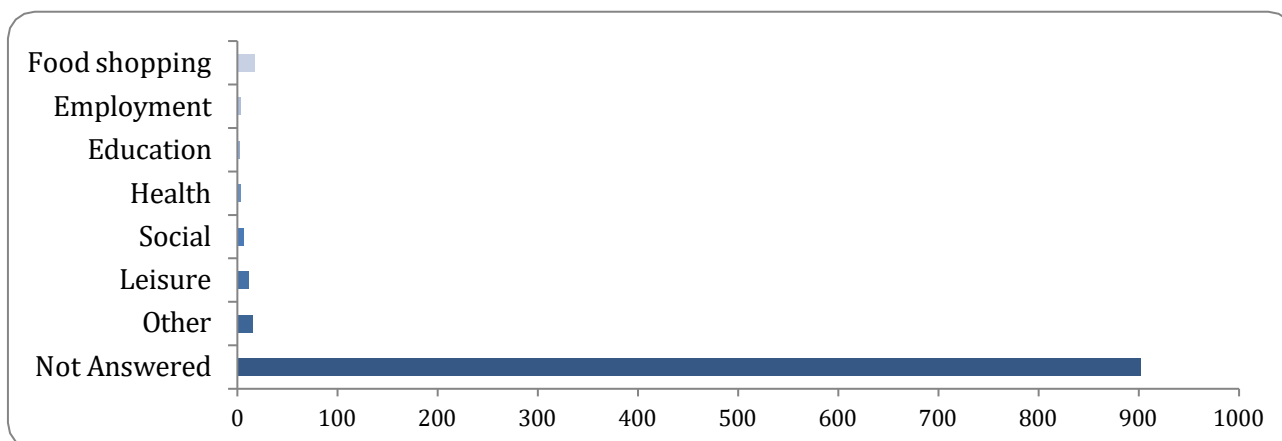
Option	Total	Percent
<b>Monday</b>	3	0.31%
<b>Tuesday</b>	2	0.21%

<b>Wednesday</b>	2	0.21%
<b>Thursday</b>	2	0.21%
<b>Friday</b>	4	0.42%
<b>Saturday</b>	3	0.31%
<b>Not Answered</b>	954	99.48%

### What is the main purpose of your journey/s?

#### Purpose of travel

There were 57 responses to this part of the question.



Option	Total	Percent
<b>Food shopping</b>	17	1.77%
<b>Employment</b>	3	0.31%
<b>Education</b>	2	0.21%
<b>Health</b>	3	0.31%
<b>Social</b>	6	0.63%
<b>Leisure</b>	11	1.15%
<b>Other</b>	15	1.56%
<b>Not Answered</b>	902	94.06%

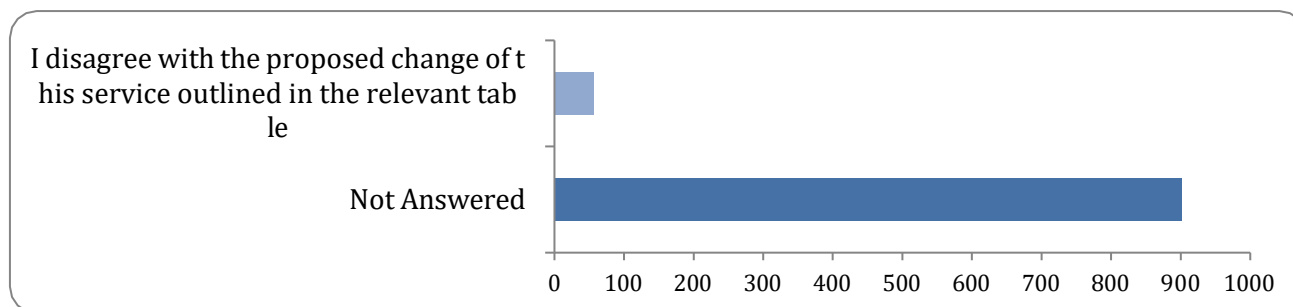
#### If other, please specify

There were 31 responses to this part of the question.

### Do you agree with the ECC proposed change in relation to this service?

#### Agree or disagree with proposal

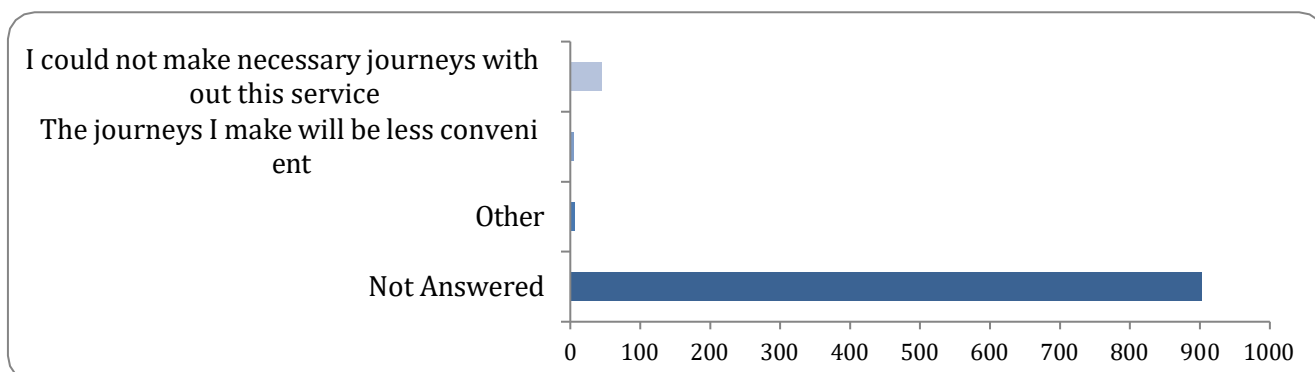
There were 57 responses to this part of the question.



Option	Total	Percent
I agree with the proposed change of this service outlined in the relevant table (including if the proposed change is “no change”)	0	0.00%
I disagree with the proposed change of this service outlined in the relevant table	57	5.94%
Not Answered	902	94.06%

### Reason of objecting to proposal

There were 57 responses to this part of the question.



Option	Total	Percent
I could not make necessary journeys without this service	45	4.69%
The journeys I make will be less convenient	5	0.52%
Other	7	0.73%
Not Answered	902	94.06%

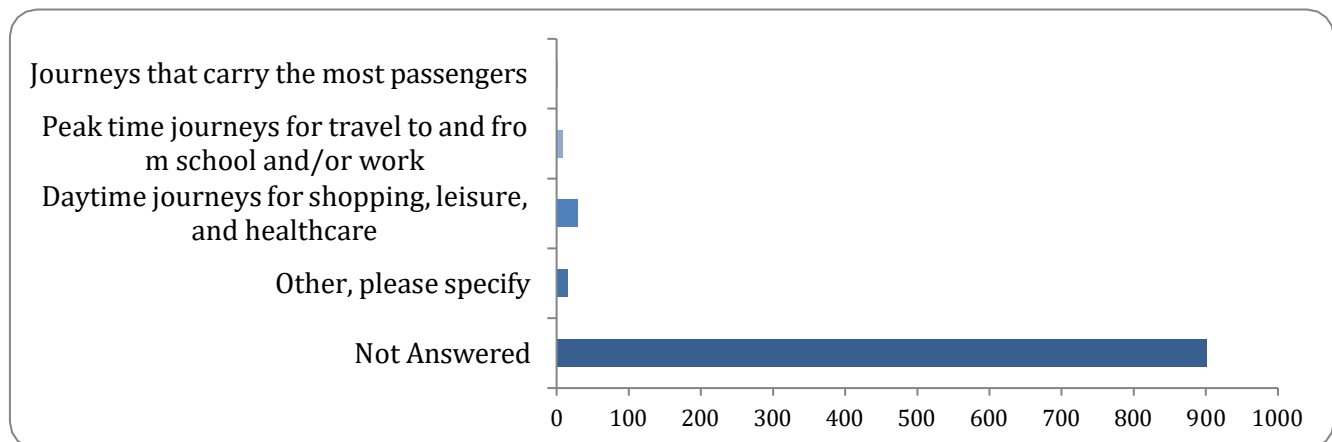
### If other, please specify

There were 21 responses to this part of the question.

**Which journey/s would you like us to prioritise if we continue to provide this service, select one that applies**

**Which journey to prioritise**

There were 57 responses to this part of the question.



Option	Total	Percent
Journeys that carry the most passengers	2	0.21%
Peak time journeys for travel to and from school and/or work	9	0.94%
Daytime journeys for shopping, leisure, and healthcare	30	3.13%
Other, please specify	16	1.67%
Not Answered	902	94.06%

#### If other, please specify

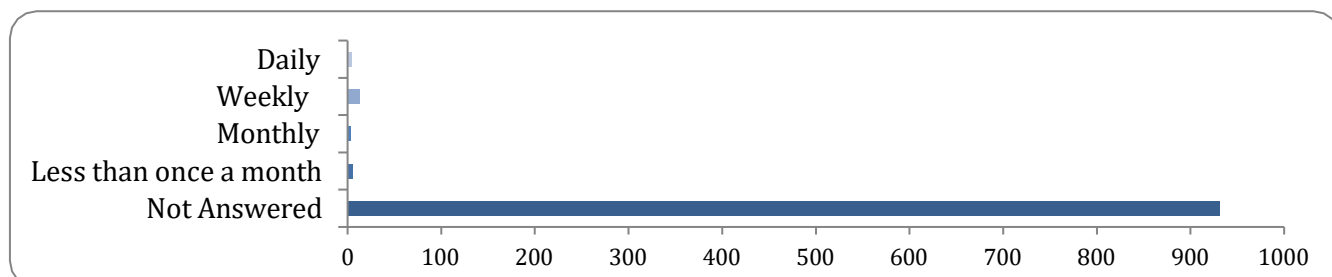
There were 19 responses to this part of the question.

### Service DaRT 5 - Maldon/Stow Maries/Nth Fambridge/Althorne - Monday to Saturday

Please tell us how often you use this service,  
select one that applies

#### Frequency of use

There were 28 responses to this part of the question.

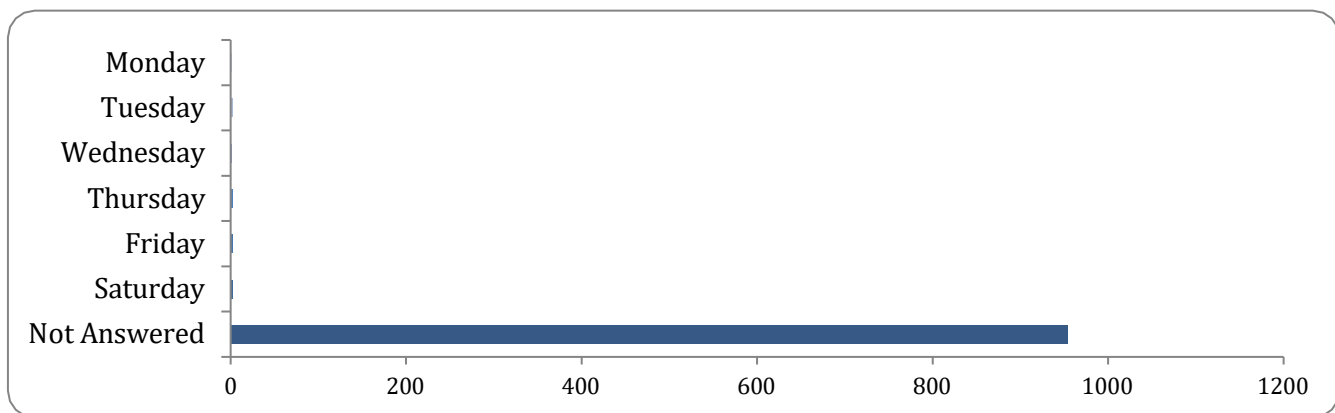


Option	Total	Percent
Daily	5	0.52%
Weekly	13	1.36%
Monthly	4	0.42%
Less than once a month	6	0.63%
Not Answered	931	97.08%

Please specify which day of the week and time of the day you use this service, please select all that apply. (This is a required question)

**Time of travel and day of the week - 06:00 - 09:00**

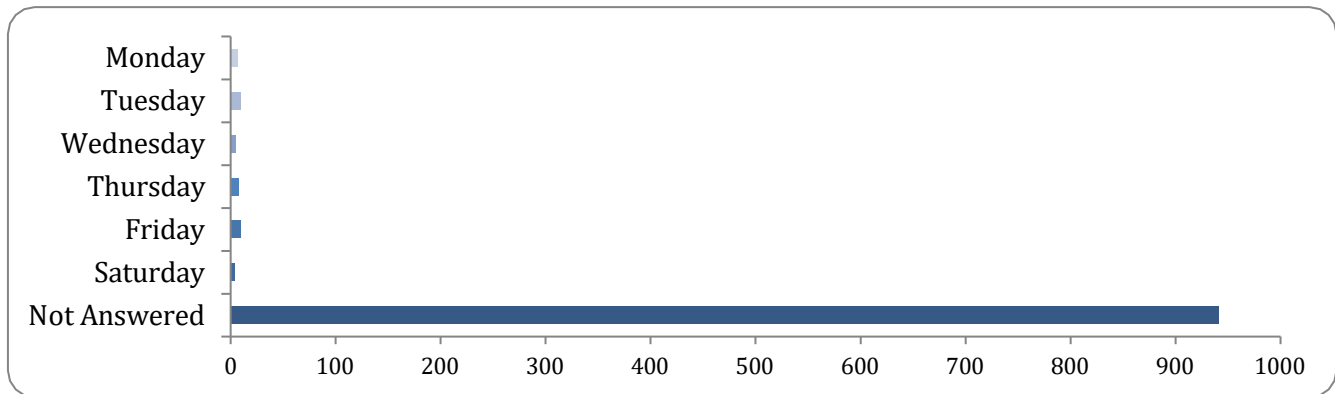
There were 5 responses to this part of the question.



Option	Total	Percent
Monday	1	0.10%
Tuesday	2	0.21%
Wednesday	1	0.10%
Thursday	2	0.21%
Friday	2	0.21%
Saturday	2	0.21%
Not Answered	954	99.48%

**Time of travel and day of the week - 09:00 - 12:00**

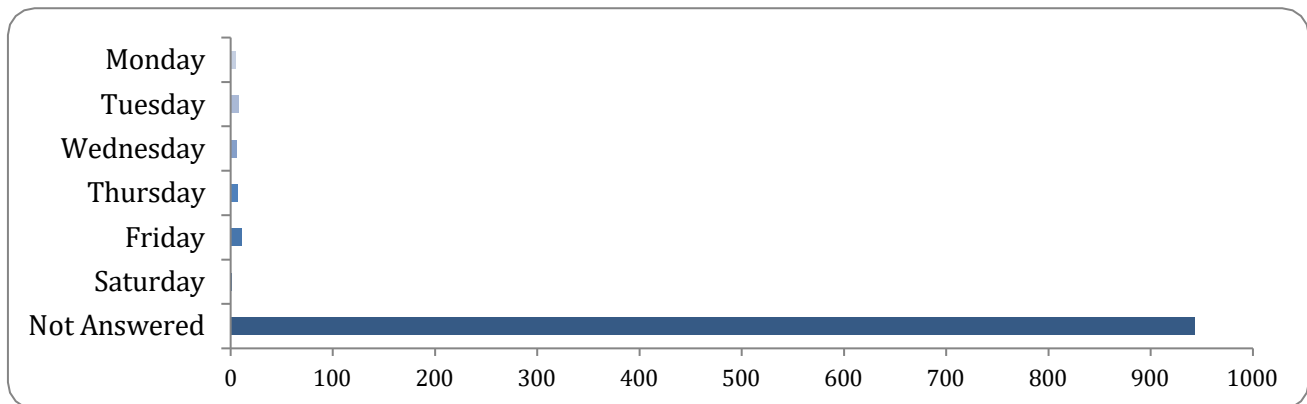
There were 18 responses to this part of the question.



Option	Total	Percent
Monday	7	0.73%
Tuesday	10	1.04%
Wednesday	5	0.52%
Thursday	8	0.83%
Friday	10	1.04%
Saturday	4	0.42%
Not Answered	941	98.12%

#### Time of travel and day of the week - 12:00 - 16:00

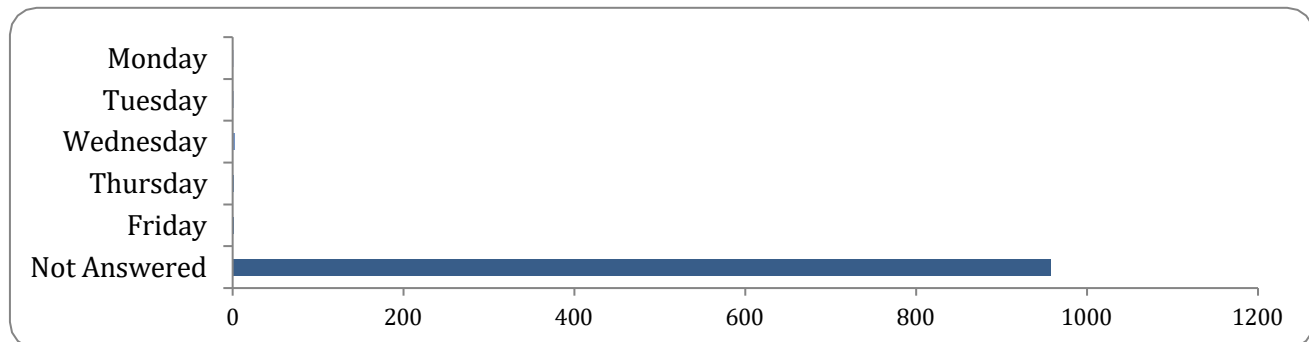
There were 16 responses to this part of the question.



Option	Total	Percent
Monday	5	0.52%
Tuesday	8	0.83%
Wednesday	6	0.63%
Thursday	7	0.73%
Friday	11	1.15%
Saturday	1	0.10%
Not Answered	943	98.33%

### Time of travel and day of the week - 16:00 - 19:00

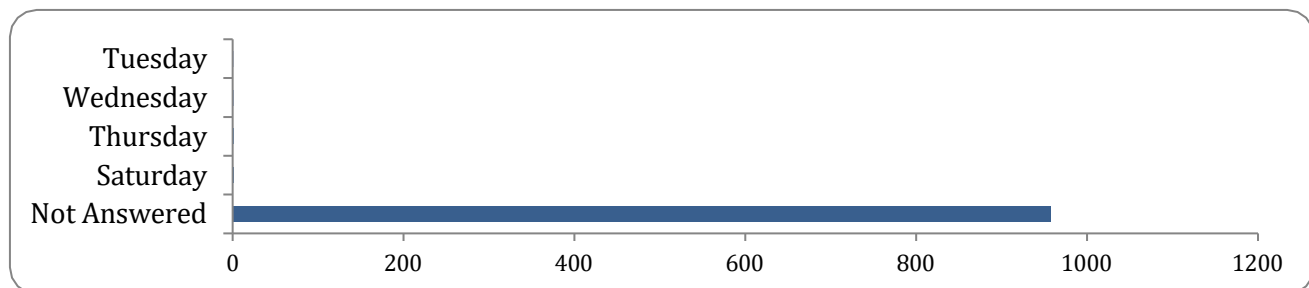
There were 2 responses to this part of the question.



Option	Total	Percent
Monday	1	0.10%
Tuesday	1	0.10%
Wednesday	2	0.21%
Thursday	1	0.10%
Friday	1	0.10%
Saturday	0	0.00%
Not Answered	957	99.79%

### Time of travel and day of the week - 19:00 onwards

There were 2 responses to this part of the question.

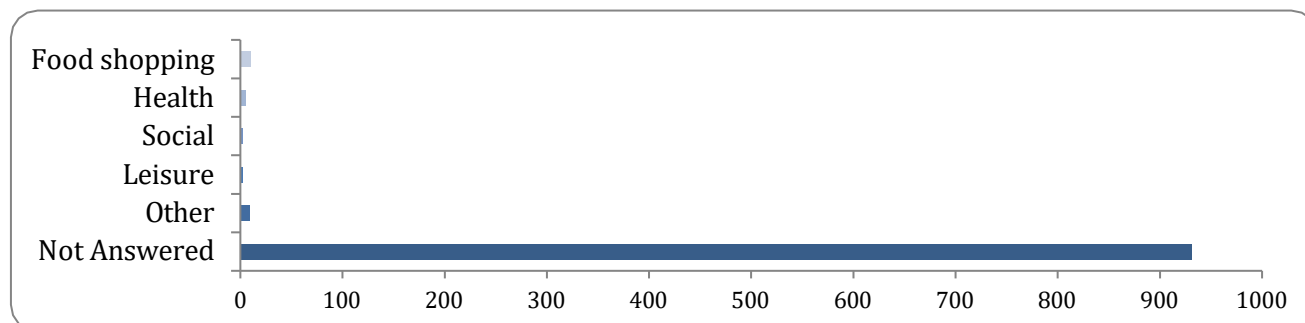


Option	Total	Percent
Monday	0	0.00%
Tuesday	1	0.10%
Wednesday	1	0.10%
Thursday	1	0.10%
Friday	0	0.00%
Saturday	1	0.10%
Not Answered	957	99.79%

## What is the main purpose of your journey/s?

### Purpose of travel

There were 28 responses to this part of the question.



Option	Total	Percent
Food shopping	10	1.04%
Employment	0	0.00%
Education	0	0.00%
Health	5	0.52%
Social	2	0.21%
Leisure	2	0.21%
Other	9	0.94%
Not Answered	931	97.08%

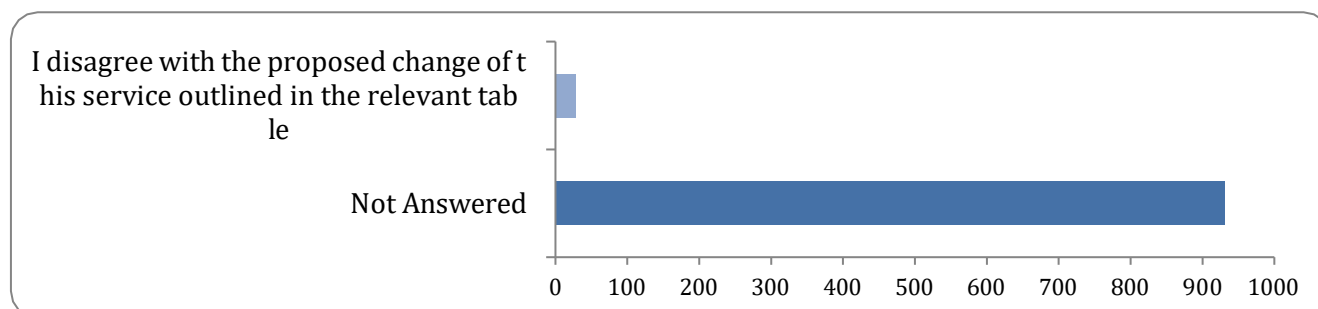
### If other, please specify

There were 16 responses to this part of the question.

## Do you agree with the ECC proposed change in relation to this service?

### Agree or disagree with proposal

There were 28 responses to this part of the question.



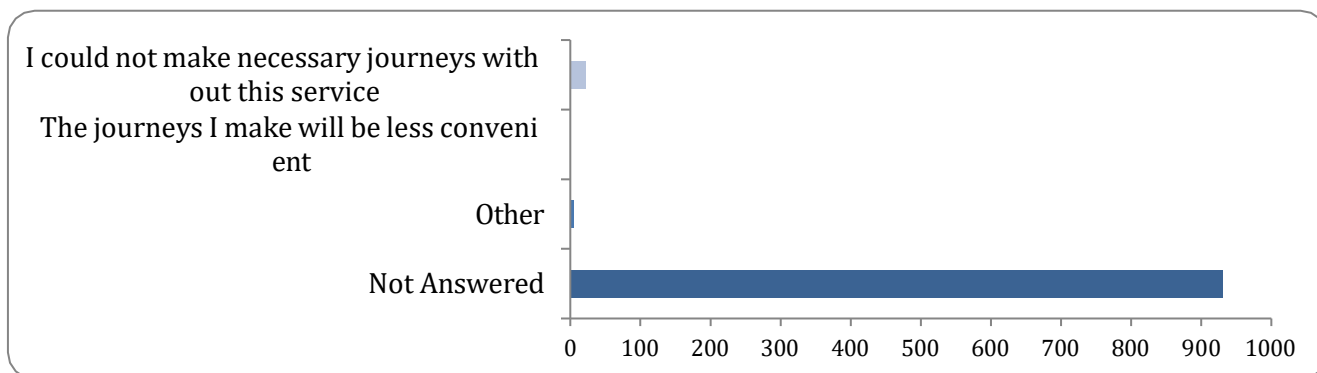
Option	Total	Percent
I agree with the proposed change of this service outlined in the relevant table (including if the proposed change is "no change")	0	0.00%



<b>I disagree with the proposed change of this service outlined in the relevant table</b>	28	2.92%
<b>Not Answered</b>	931	97.08%

### Reason of objecting to proposal

There were 28 responses to this part of the question.



Option	Total	Percent
<b>I could not make necessary journeys without this service</b>	22	2.29%
<b>The journeys I make will be less convenient</b>	1	0.10%
<b>Other</b>	5	0.52%
<b>Not Answered</b>	931	97.08%

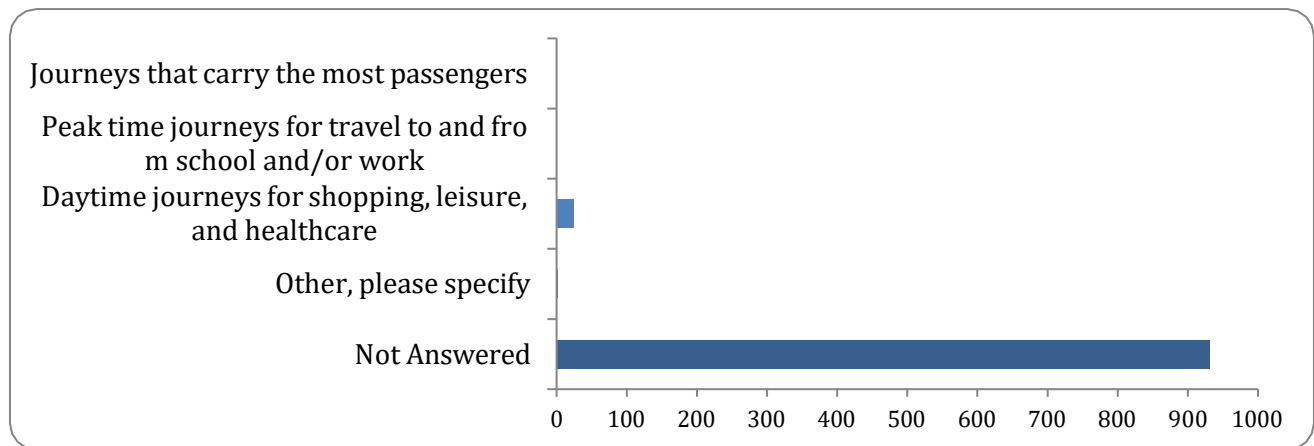
### If other, please specify

There were 16 responses to this part of the question.

**Which journey/s would you like us to prioritise if we continue to provide this service, select one that applies**

### Which journey to prioritise

There were 28 responses to this part of the question.



Option	Total	Percent
Journeys that carry the most passengers	1	0.10%
Peak time journeys for travel to and from school and/or work	1	0.10%
Daytime journeys for shopping, leisure, and healthcare	24	2.50%
Other, please specify	2	0.21%
Not Answered	931	97.08%

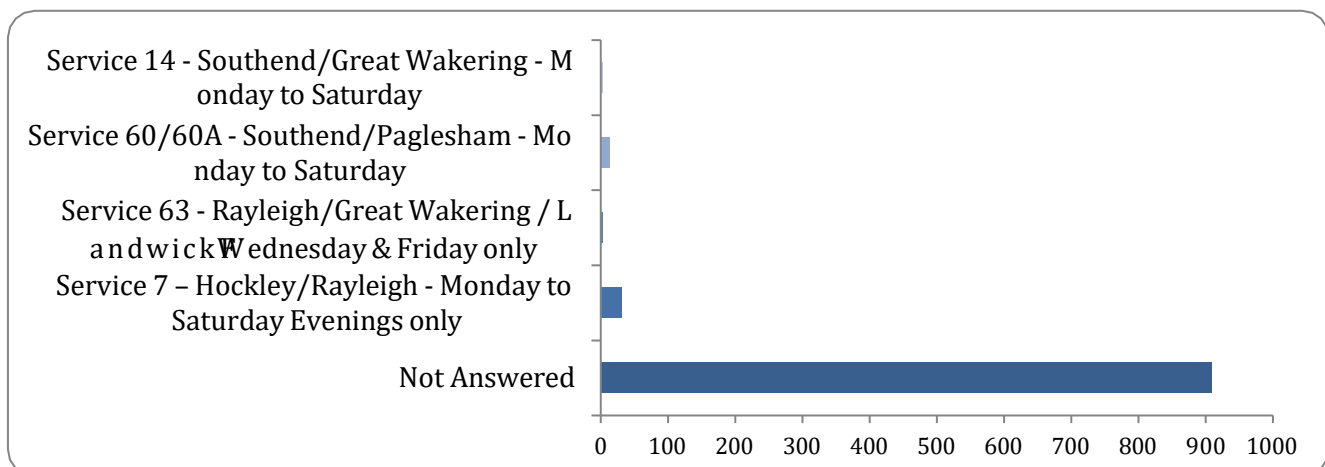
**If other, please specify**

There were 4 responses to this part of the question.

**Please select the service number from the options below that you wish to answer consultation questions on:**

**Service number**

There were 50 responses to this part of the question.



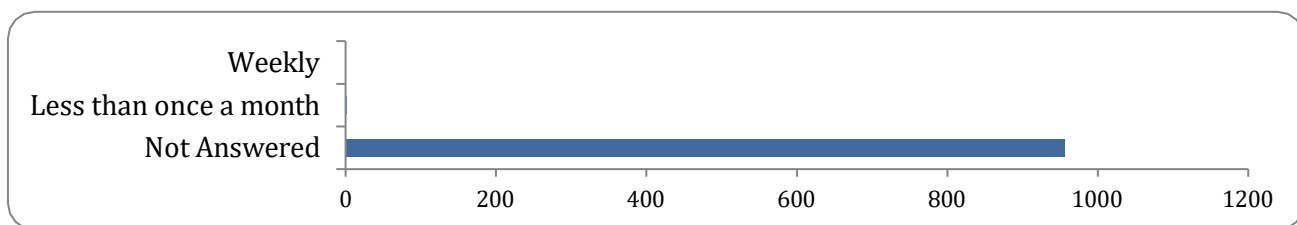
Option	Total	Percent
Service 14 - Southend/Great Wakering - Monday to Saturday	3	0.31%
Service 60/60A - Southend/Paglesham - Monday to Saturday	13	1.36%
Service 63 - Rayleigh/Great Wakering / Landwick Wednesday & Friday only	3	0.31%
Service 7 – Hockley/Rayleigh - Monday to Saturday Evenings only	31	3.23%
Not Answered	909	94.79%

### Service 14 - Southend/Great Wakering - Monday to Saturday

Please tell us how often you use this service,  
select one that applies

#### Frequency of use

There were 3 responses to this part of the question.

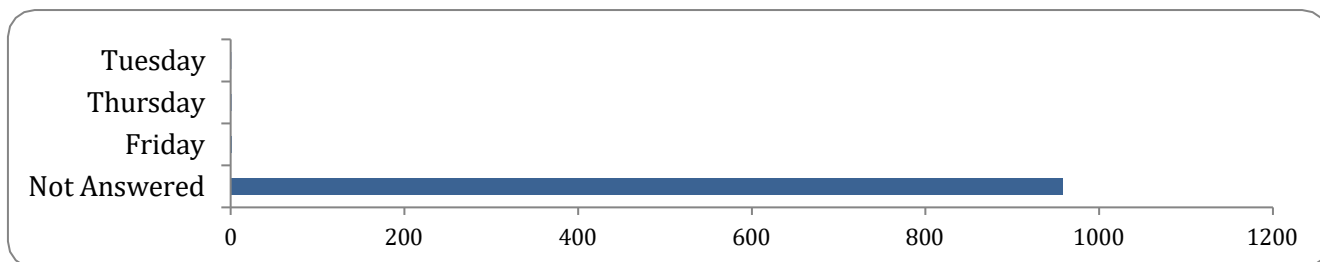


Option	Total	Percent
Daily	0	0.00%
Weekly	1	0.10%
Monthly	0	0.00%
Less than once a month	2	0.21%
Not Answered	956	99.69%

Please specify which day of the week and time of the day you use this service, please select  
all that apply. (This is a required question)

time of travel and day of the week - 06:00 - 09:00

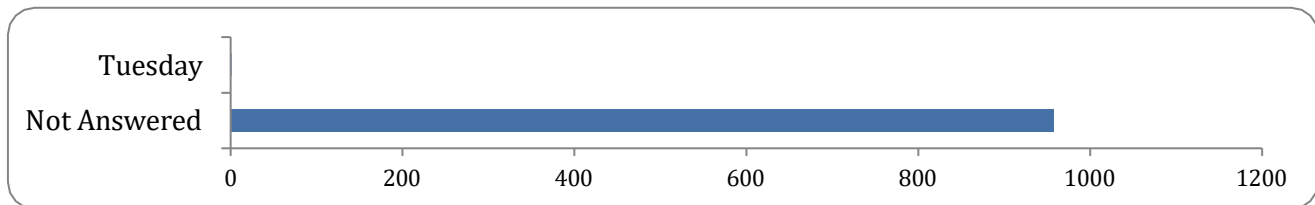
There was 1 response to this part of the question.



Option	Total	Percent
Monday	0	0.00%
Tuesday	1	0.10%
Wednesday	0	0.00%
Thursday	1	0.10%
Friday	1	0.10%
Saturday	0	0.00%
Not Answered	958	99.90%

#### Time of travel and day of the week - 09:00 - 12:00

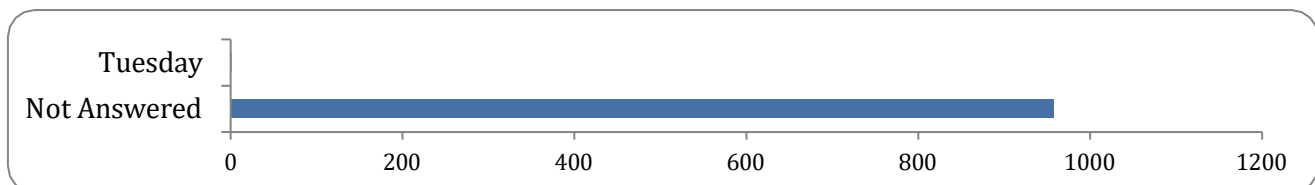
There was 1 response to this part of the question.



Option	Total	Percent
Monday	0	0.00%
Tuesday	1	0.10%
Wednesday	0	0.00%
Thursday	0	0.00%
Friday	0	0.00%
Saturday	0	0.00%
Not Answered	958	99.90%

#### Time of travel and day of the week - 12:00 - 16:00

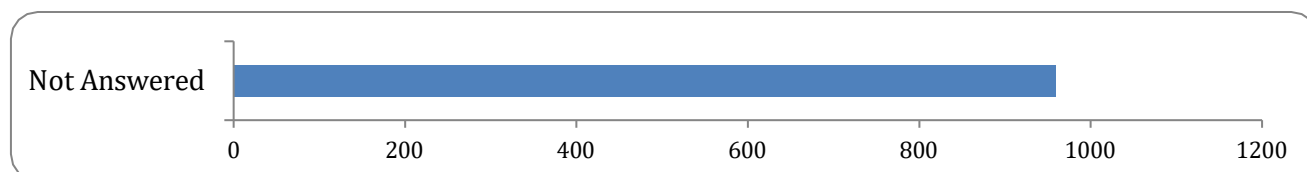
There was 1 response to this part of the question.



Option	Total	Percent
Monday	0	0.00%
Tuesday	1	0.10%
Wednesday	0	0.00%
Thursday	0	0.00%
Friday	0	0.00%
Saturday	0	0.00%
Not Answered	958	99.90%

### Time of travel and day of the week - 16:00 - 19:00

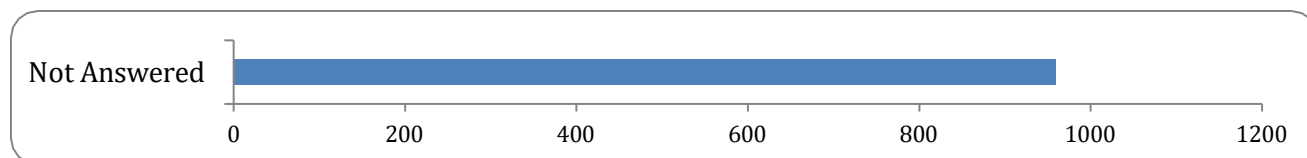
There were 0 responses to this part of the question.



Option	Total	Percent
Monday	0	0.00%
Tuesday	0	0.00%
Wednesday	0	0.00%
Thursday	0	0.00%
Friday	0	0.00%
Saturday	0	0.00%
Not Answered	959	100.00%

### Time of travel and day of the week - 19:00 onwards

There were 0 responses to this part of the question.

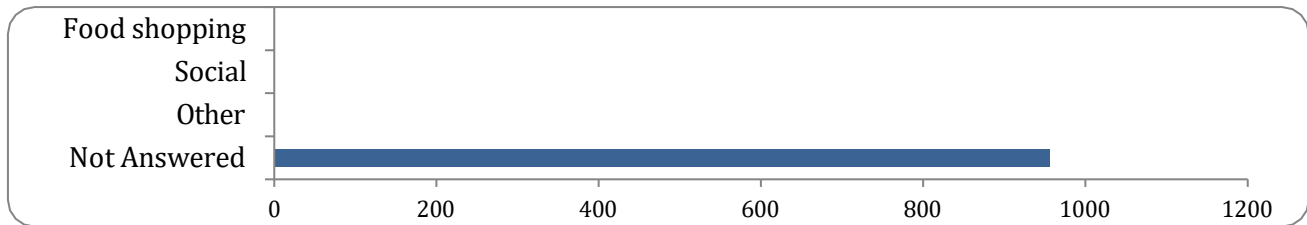


Option	Total	Percent
Monday	0	0.00%
Tuesday	0	0.00%
Wednesday	0	0.00%
Thursday	0	0.00%
Friday	0	0.00%
Saturday	0	0.00%
Not Answered	959	100.00%

### What is the main purpose of your journey/s?

#### Purpose of travel

There were 3 responses to this part of the question.



Option	Total	Percent
Food shopping	1	0.10%
Employment	0	0.00%
Education	0	0.00%
Health	0	0.00%
Social	1	0.10%
Leisure	0	0.00%
Other	1	0.10%
Not Answered	956	99.69%

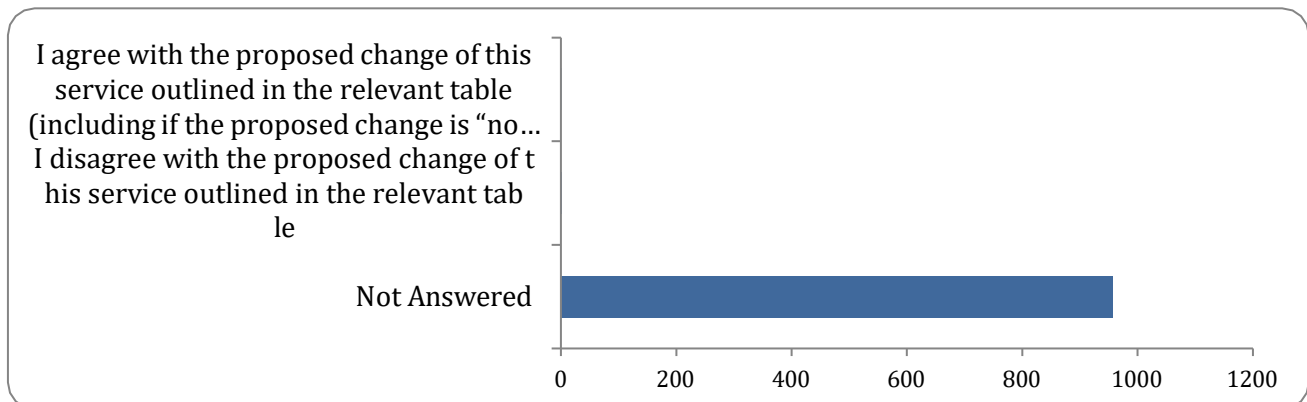
#### If other, please specify

There was 1 response to this part of the question.

#### Do you agree with the ECC proposed change in relation to this service?

##### Agree or disagree with proposal

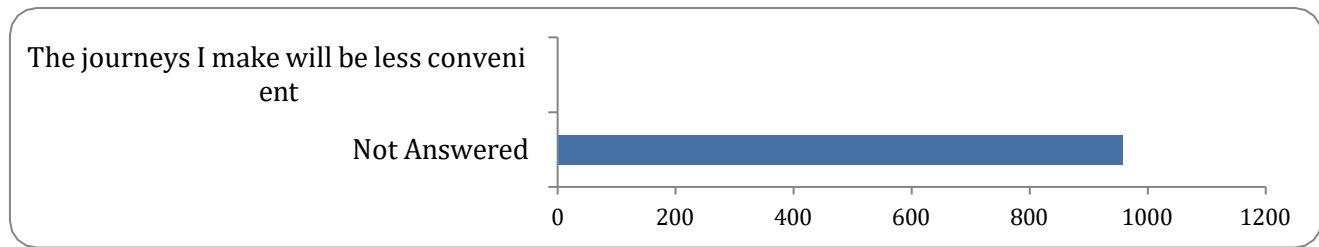
There were 3 responses to this part of the question.



Option	Total	Percent
I agree with the proposed change of this service outlined in the relevant table (including if the proposed change is “no change”)	2	0.21%
I disagree with the proposed change of this service outlined in the relevant table	1	0.10%
Not Answered	956	99.69%

### Reason of objecting to proposal

There was 1 response to this part of the question.



Option	Total	Percent
I could not make necessary journeys without this service	0	0.00%
The journeys I make will be less convenient	1	0.10%
Other	0	0.00%
Not Answered	958	99.90%

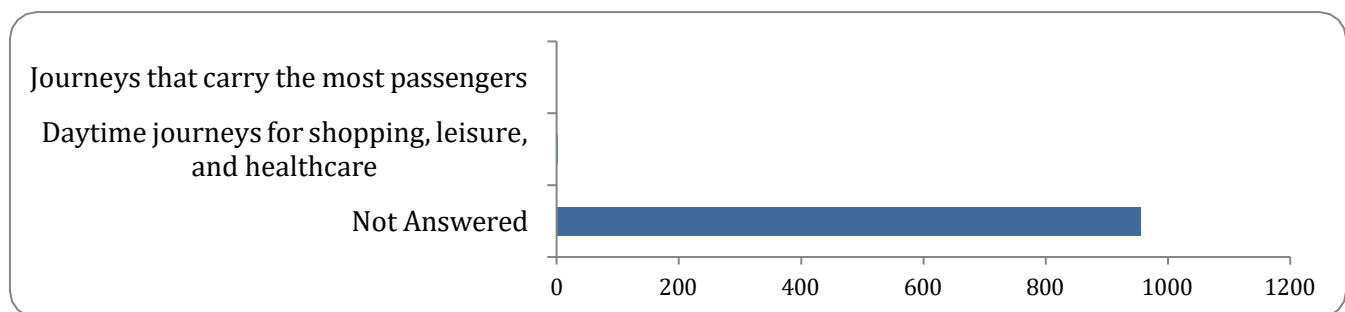
### If other, please specify

There were 0 responses to this part of the question.

**Which journey/s would you like us to prioritise if we continue to provide this service, select one that applies**

### Which journey to prioritise

There were 3 responses to this part of the question.



Option	Total	Percent
Journeys that carry the most passengers	1	0.10%
Peak time journeys for travel to and from school and/or work	0	0.00%
Daytime journeys for shopping, leisure, and healthcare	2	0.21%
Other, please specify	0	0.00%
Not Answered	956	99.69%

### If other, please specify

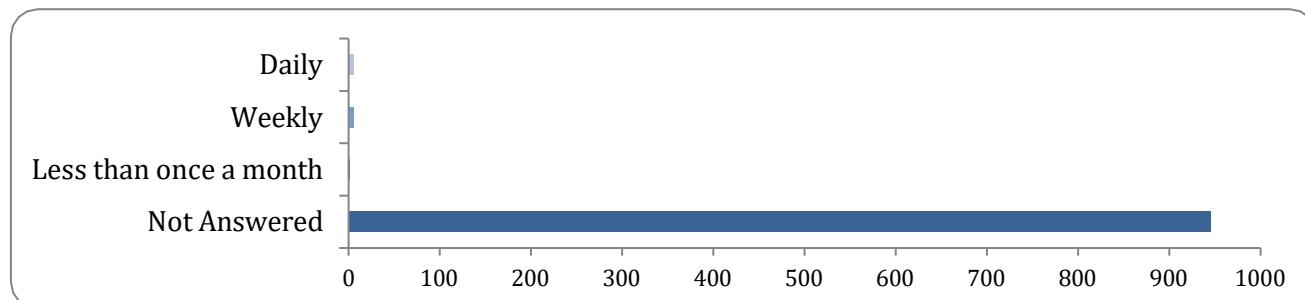
There were 0 responses to this part of the question.

### **Service 60/60A - Southend/Paglesham - Monday to Saturday**

Please tell us how often you use this service,  
select one that applies

#### **Frequency of use**

There were 14 responses to this part of the question.

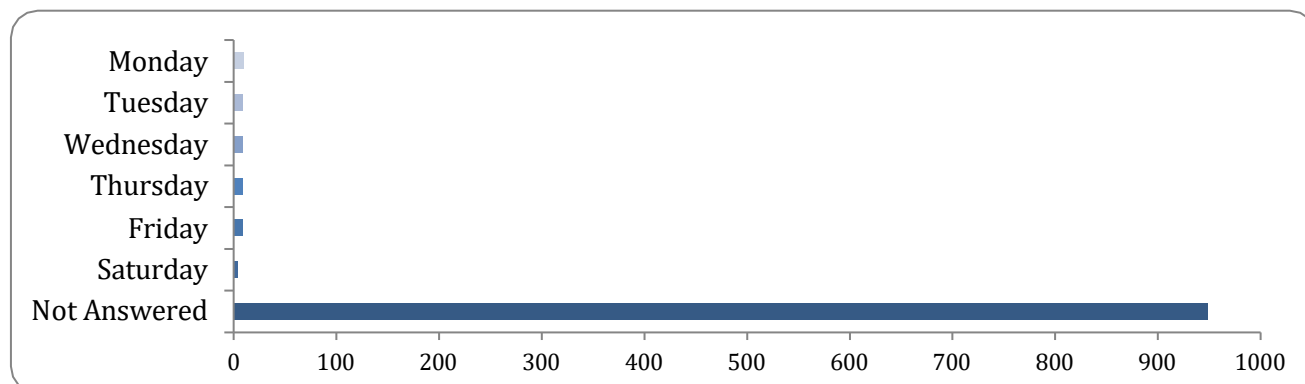


Option	Total	Percent
Daily	6	0.63%
Weekly	6	0.63%
Monthly	0	0.00%
Less than once a month	2	0.21%
Not Answered	945	98.54%

Please specify which day of the week and time of the day you use this service, please select  
all that apply. (This is a required question)

#### **Time of travel and day of the week - 06:00 - 09:00**

There were 10 responses to this part of the question.



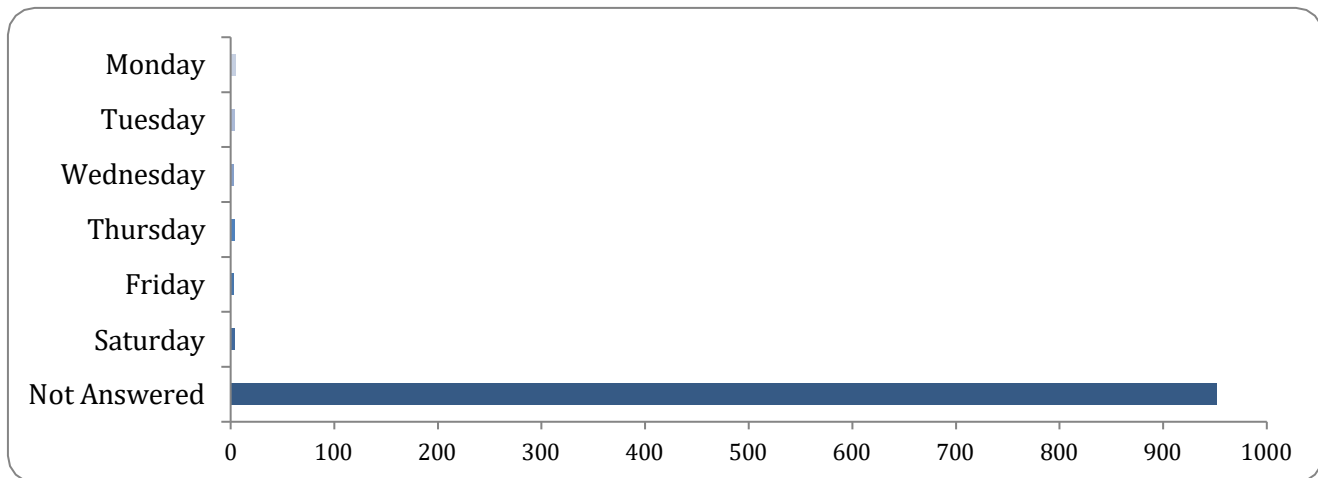
Option	Total	Percent
Monday	10	1.04%



<b>Tuesday</b>	9	0.94%
<b>Wednesday</b>	9	0.94%
<b>Thursday</b>	9	0.94%
<b>Friday</b>	9	0.94%
<b>Saturday</b>	4	0.42%
<b>Not Answered</b>	949	98.96%

#### Time of travel and day of the week - 09:00 - 12:00

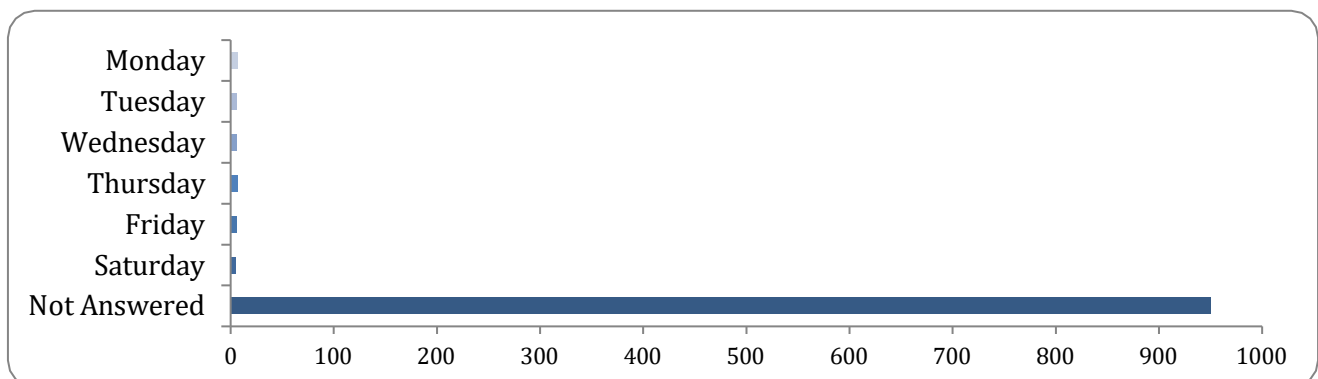
There were 7 responses to this part of the question.



<b>Option</b>	<b>Total</b>	<b>Percent</b>
<b>Monday</b>	5	0.52%
<b>Tuesday</b>	4	0.42%
<b>Wednesday</b>	3	0.31%
<b>Thursday</b>	4	0.42%
<b>Friday</b>	3	0.31%
<b>Saturday</b>	4	0.42%
<b>Not Answered</b>	952	99.27%

#### Time of travel and day of the week - 12:00 - 16:00

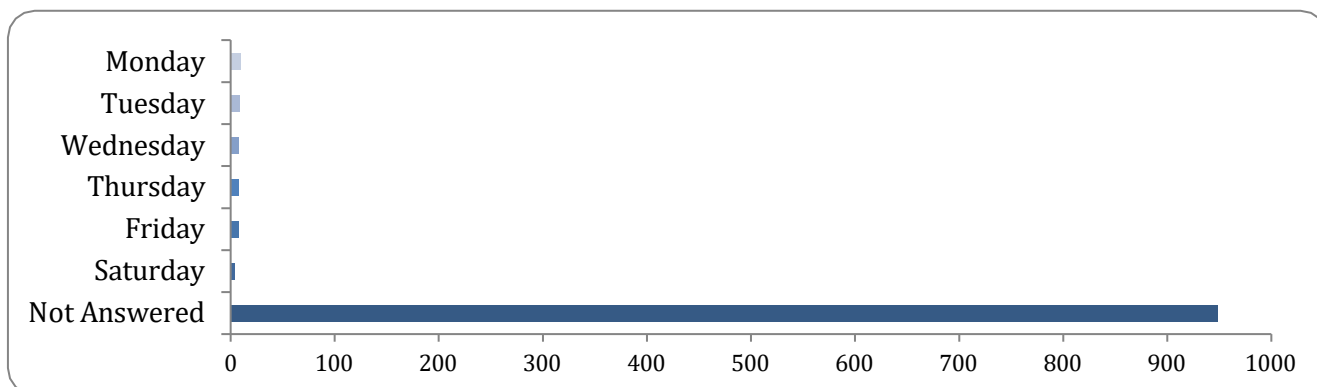
There were 9 responses to this part of the question.



Option	Total	Percent
Monday	7	0.73%
Tuesday	6	0.63%
Wednesday	6	0.63%
Thursday	7	0.73%
Friday	6	0.63%
Saturday	5	0.52%
Not Answered	950	99.06%

#### Time of travel and day of the week - 16:00 - 19:00

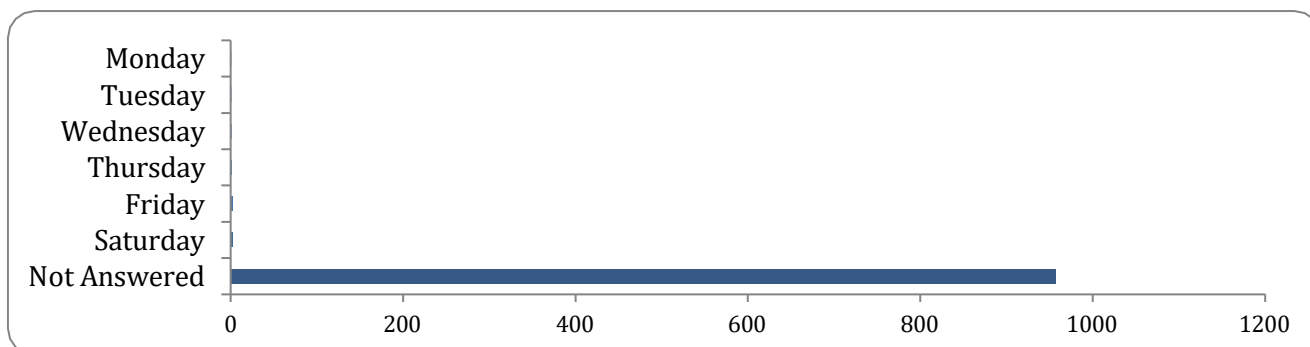
There were 10 responses to this part of the question.



Option	Total	Percent
Monday	10	1.04%
Tuesday	9	0.94%
Wednesday	8	0.83%
Thursday	8	0.83%
Friday	8	0.83%
Saturday	4	0.42%
Not Answered	949	98.96%

#### Time of travel and day of the week - 19:00 onwards

There were 2 responses to this part of the question.

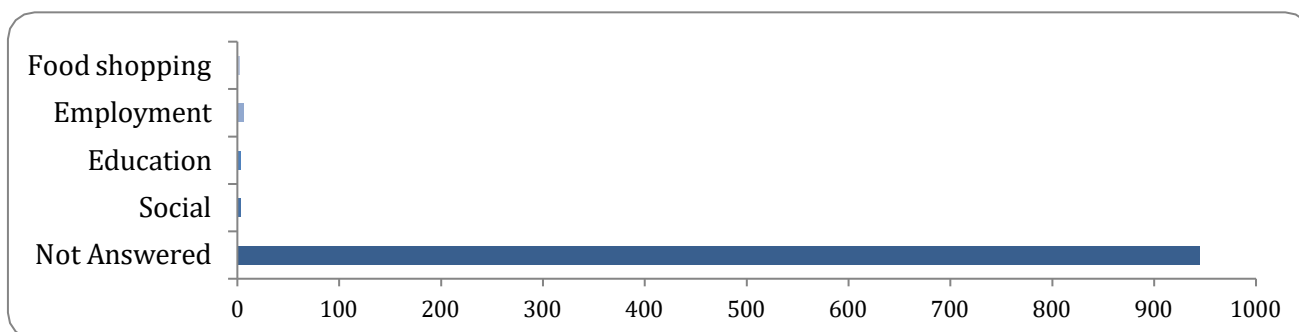


Option	Total	Percent
Monday	1	0.10%
Tuesday	1	0.10%
Wednesday	1	0.10%
Thursday	1	0.10%
Friday	2	0.21%
Saturday	2	0.21%
Not Answered	957	99.79%

### What is the main purpose of your journey/s?

#### Purpose of travel

There were 14 responses to this part of the question.



Option	Total	Percent
Food shopping	2	0.21%
Employment	6	0.63%
Education	3	0.31%
Health	0	0.00%
Social	3	0.31%
Leisure	0	0.00%
Other	0	0.00%
Not Answered	945	98.54%

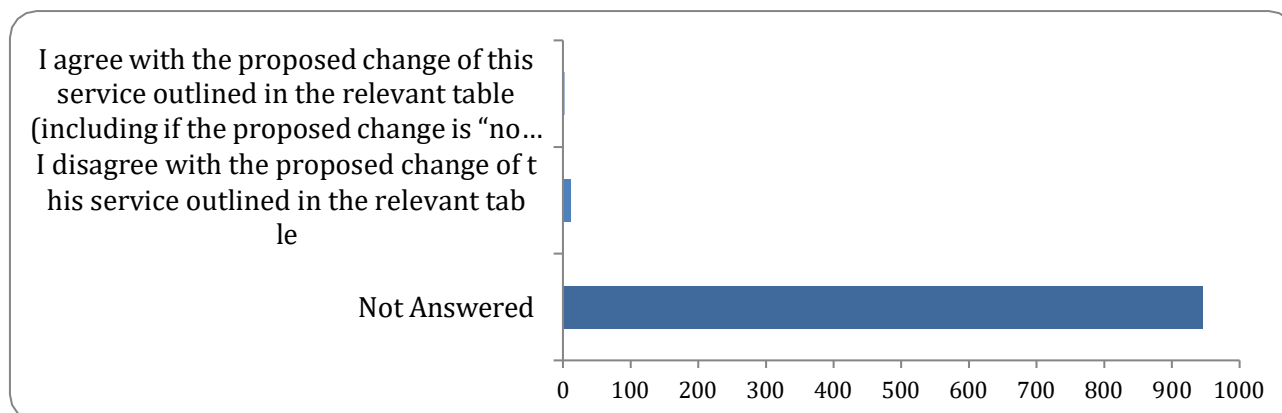
#### If other, please specify

There were 2 responses to this part of the question.

### Do you agree with the ECC proposed change in relation to this service?

#### Agree or disagree with proposal

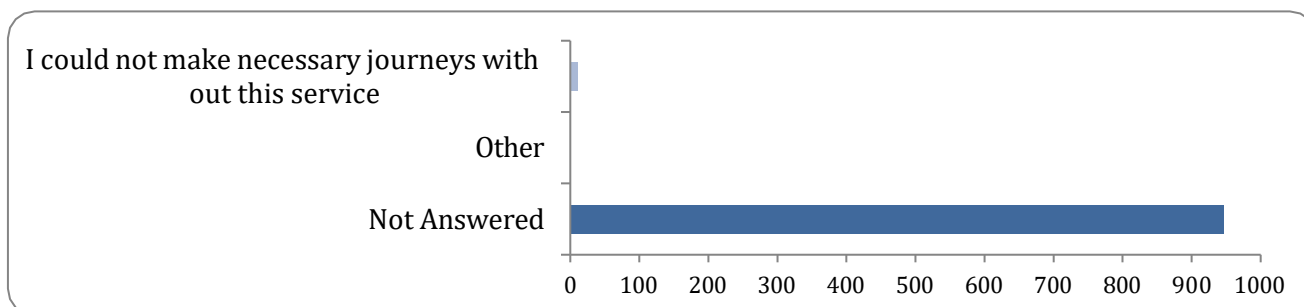
There were 14 responses to this part of the question.



Option	Total	Percent
I agree with the proposed change of this service outlined in the relevant table (including if the proposed change is “no change”)	3	0.31%
I disagree with the proposed change of this service outlined in the relevant table	11	1.15%
Not Answered	945	98.54%

### Reason of objecting to proposal

There were 12 responses to this part of the question.



Option	Total	Percent
I could not make necessary journeys without this service	11	1.15%
The journeys I make will be less convenient	0	0.00%
Other	1	0.10%
Not Answered	947	98.75%

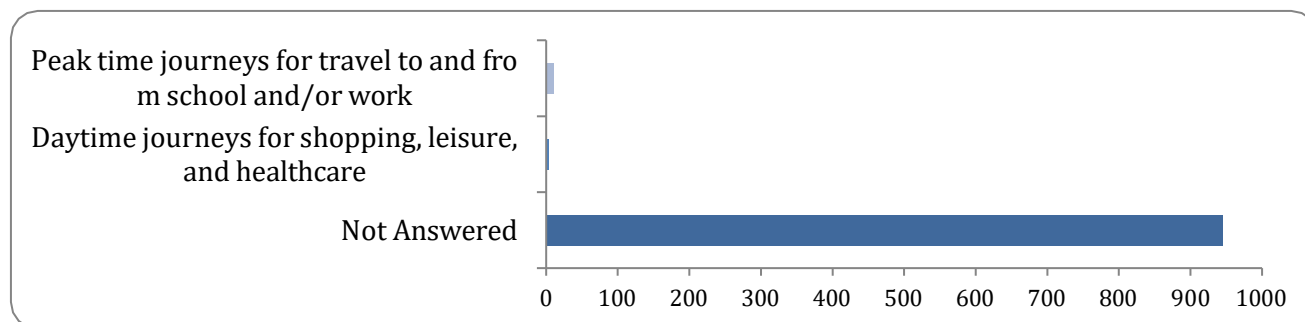
### If other, please specify

There were 3 responses to this part of the question.

**Which journey/s would you like us to prioritise if we continue to provide this service, select one that applies**

**Which journey to prioritise**

There were 14 responses to this part of the question.



Option	Total	Percent
Journeys that carry the most passengers	0	0.00%
Peak time journeys for travel to and from school and/or work	11	1.15%
Daytime journeys for shopping, leisure, and healthcare	3	0.31%
Other, please specify	0	0.00%
Not Answered	945	98.54%

**If other, please specify**

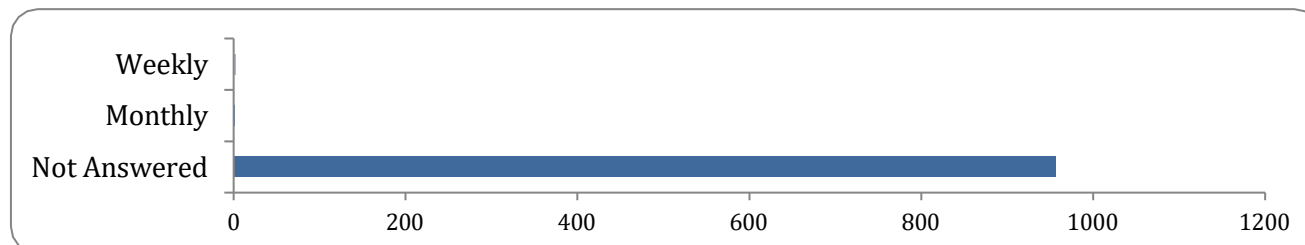
There were 0 responses to this part of the question.

**Service 63 - Rayleigh/Great Wakering / Landwick Wednesday & Friday only**

**Please tell us how often you use this service, select one that applies**

**Frequency of use**

There were 3 responses to this part of the question.

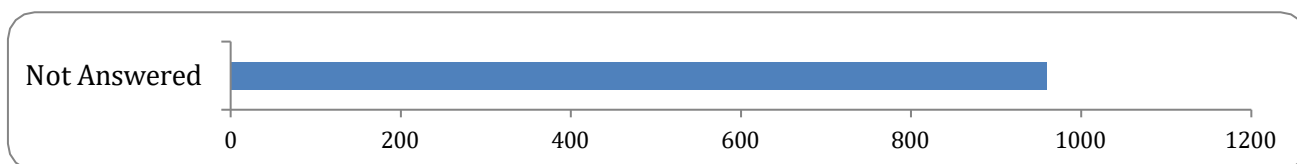


Option	Total	Percent
Daily	0	0.00%
Weekly	2	0.21%
Monthly	1	0.10%
Less than once a month	0	0.00%
Not Answered	956	99.69%

Please specify which day of the week and time of the day you use this service, please select all that apply. (This is a required question)

time of travel and day of the week - 06:00 - 09:00

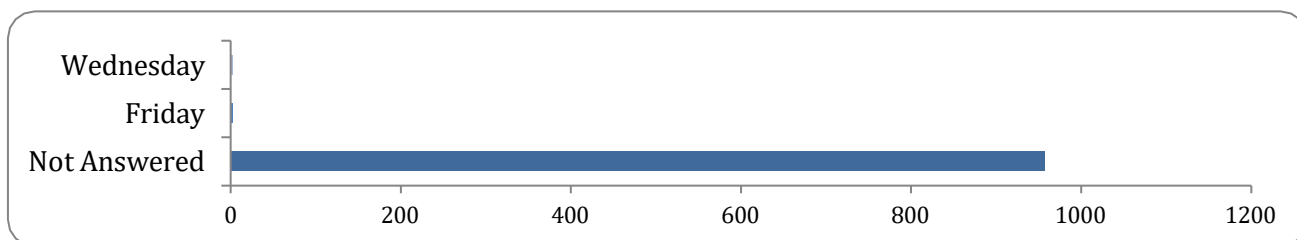
There were 0 responses to this part of the question.



Option	Total	Percent
Wednesday	0	0.00%
Friday	0	0.00%
Not Answered	959	100.00%

Time of travel and day of the week - 09:00 - 12:00

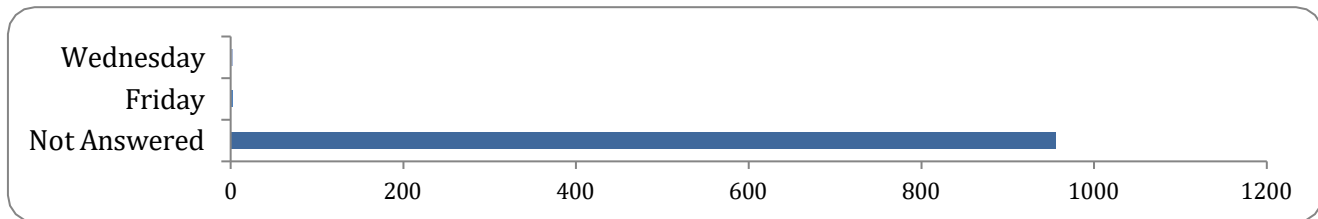
There were 2 responses to this part of the question.



Option	Total	Percent
Wednesday	2	0.21%
Friday	2	0.21%
Not Answered	957	99.79%

Time of travel and day of the week - 12:00 - 16:00

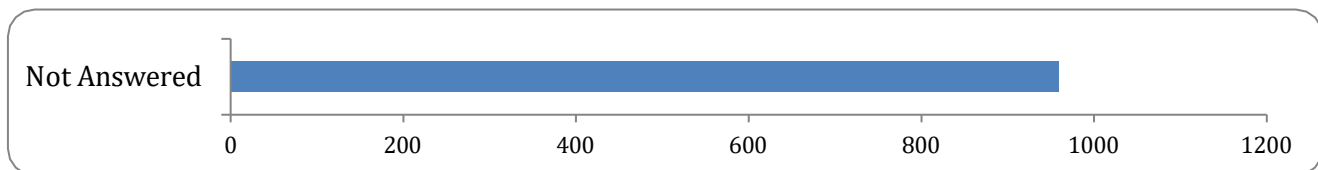
There were 3 responses to this part of the question.



Option	Total	Percent
Wednesday	3	0.31%
Friday	3	0.31%
Not Answered	956	99.69%

#### Time of travel and day of the week - 16:00 - 19:00

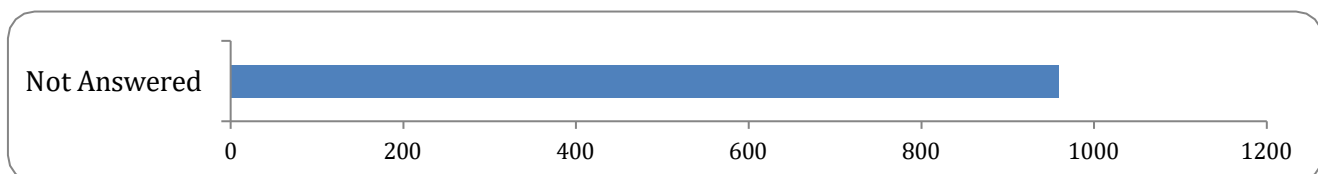
There were 0 responses to this part of the question.



Option	Total	Percent
Wednesday	0	0.00%
Friday	0	0.00%
Not Answered	959	100.00%

#### Time of travel and day of the week - 19:00 onwards

There were 0 responses to this part of the question.

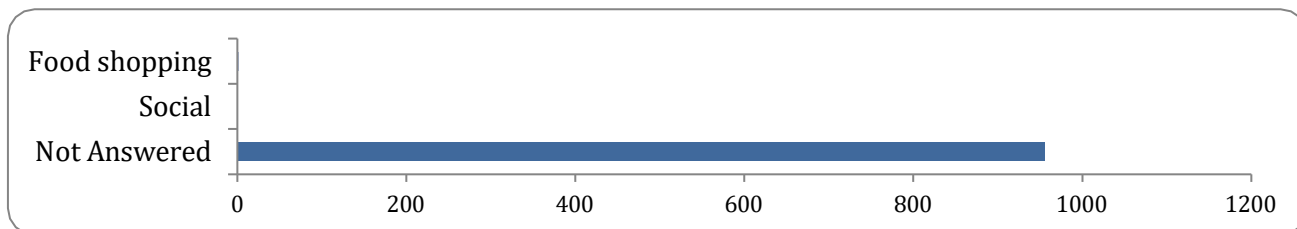


Option	Total	Percent
Wednesday	0	0.00%
Friday	0	0.00%
Not Answered	959	100.00%

#### What is the main purpose of your journey/s?

##### Purpose of travel

There were 3 responses to this part of the question.



Option	Total	Percent
Food shopping	2	0.21%
Employment	0	0.00%
Education	0	0.00%
Health	0	0.00%
Social	1	0.10%
Leisure	0	0.00%
Other	0	0.00%
Not Answered	956	99.69%

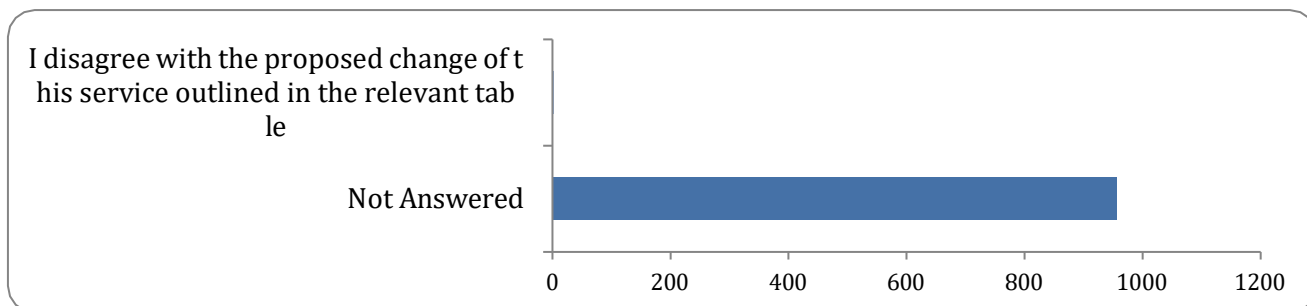
#### If other, please specify

There were 0 responses to this part of the question.

#### Do you agree with the ECC proposed change in relation to this service?

##### Agree or disagree with proposal

There were 3 responses to this part of the question.

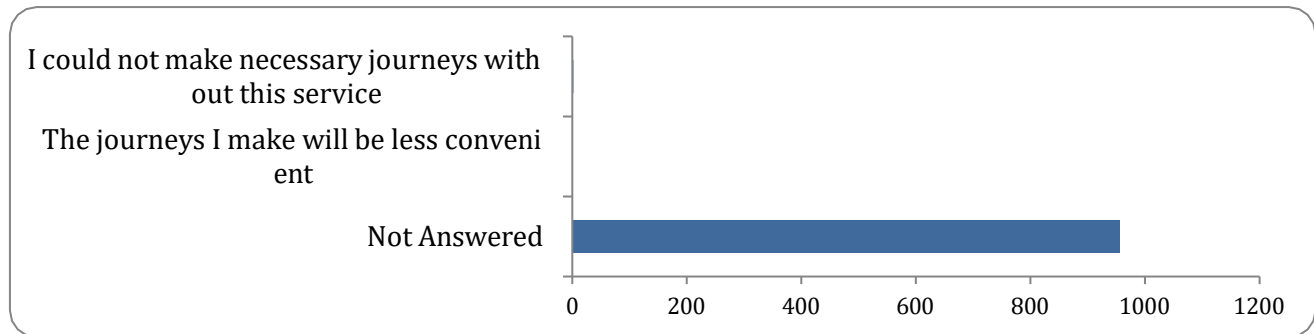


Option	Total	Percent
I agree with the proposed change of this service outlined in the relevant table (including if the proposed change is "no change")	0	0.00%
I disagree with the proposed change of this service outlined in the relevant table	3	0.31%
Not Answered	956	99.69%

#### Reason of objecting to proposal

There were 3 responses to this part of the question.





Option	Total	Percent
I could not make necessary journeys without this service	2	0.21%
The journeys I make will be less convenient	1	0.10%
Other	0	0.00%
Not Answered	956	99.69%

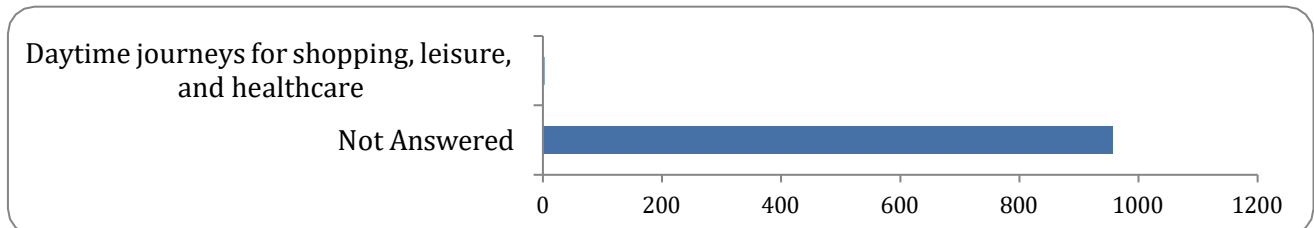
#### If other, please specify

There were 0 responses to this part of the question.

### Which journey/s would you like us to prioritise if we continue to provide this service, select one that applies

#### Which journey to prioritise

There were 3 responses to this part of the question.



Option	Total	Percent
Journeys that carry the most passengers	0	0.00%
Peak time journeys for travel to and from school and/or work	0	0.00%
Daytime journeys for shopping, leisure, and healthcare	3	0.31%
Other, please specify	0	0.00%
Not Answered	956	99.69%

#### If other, please specify

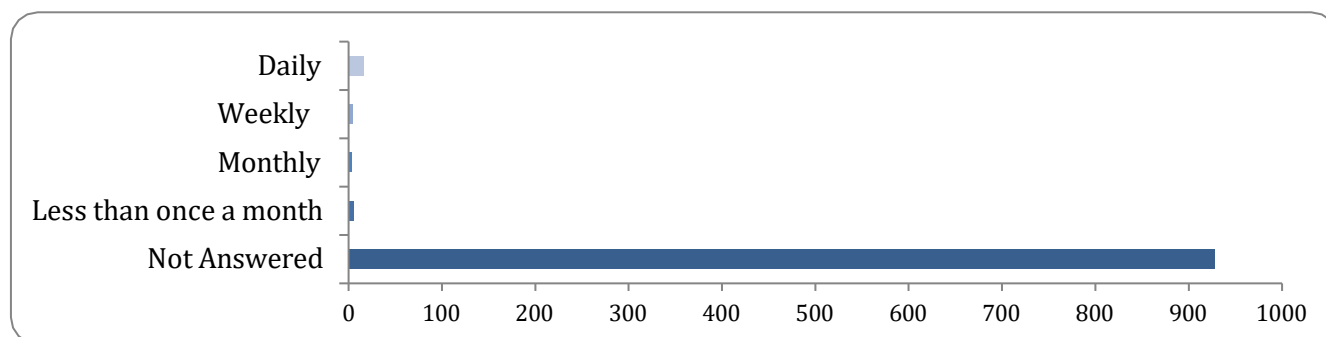
There were 0 responses to this part of the question.

## Service 7 – Hockley/Rayleigh - Monday to Saturday Evenings only

Please tell us how often you use this service,  
select one that applies

### Frequency of use

There were 31 responses to this part of the question.

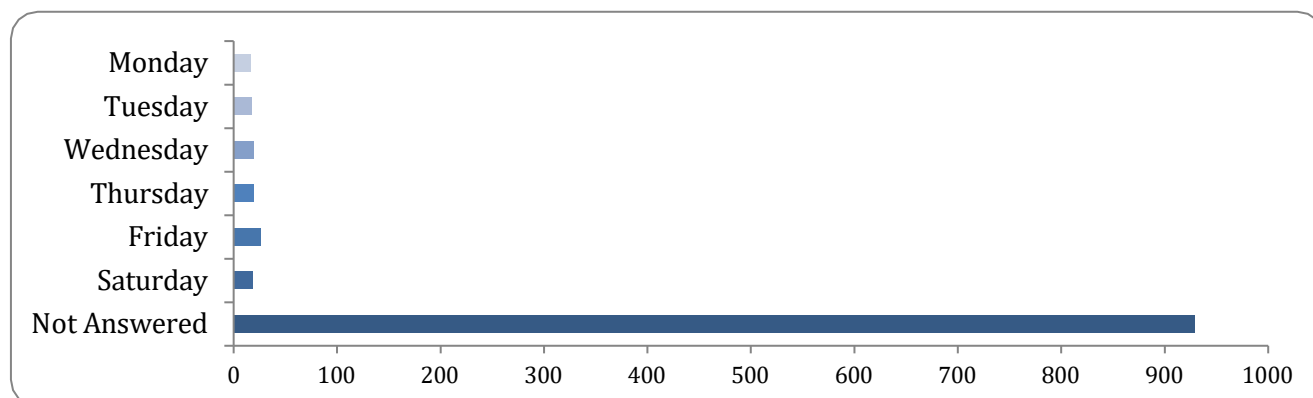


Option	Total	Percent
Daily	16	1.67%
Weekly	5	0.52%
Monthly	4	0.42%
Less than once a month	6	0.63%
Not Answered	928	96.77%

Please specify which day of the week and time of the day you use this service, please  
select all that apply. (This is a required question)

### Time of travel and day of the week - 19:00 onwards

There were 30 responses to this part of the question.



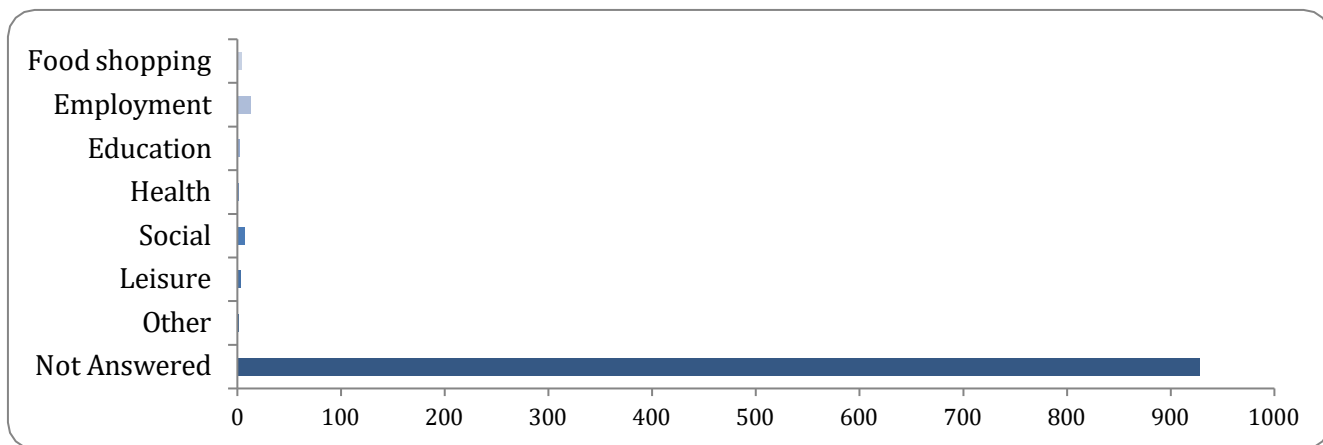
Option	Total	Percent
Monday	17	1.77%

<b>Tuesday</b>	18	1.88%
<b>Wednesday</b>	20	2.09%
<b>Thursday</b>	20	2.09%
<b>Friday</b>	26	2.71%
<b>Saturday</b>	19	1.98%
<b>Not Answered</b>	929	96.87%

### What is the main purpose of your journey/s?

#### Purpose of travel

There were 31 responses to this part of the question.



<b>Option</b>	<b>Total</b>	<b>Percent</b>
<b>Food shopping</b>	4	0.42%
<b>Employment</b>	13	1.36%
<b>Education</b>	2	0.21%
<b>Health</b>	1	0.10%
<b>Social</b>	7	0.73%
<b>Leisure</b>	3	0.31%
<b>Other</b>	1	0.10%
<b>Not Answered</b>	928	96.77%

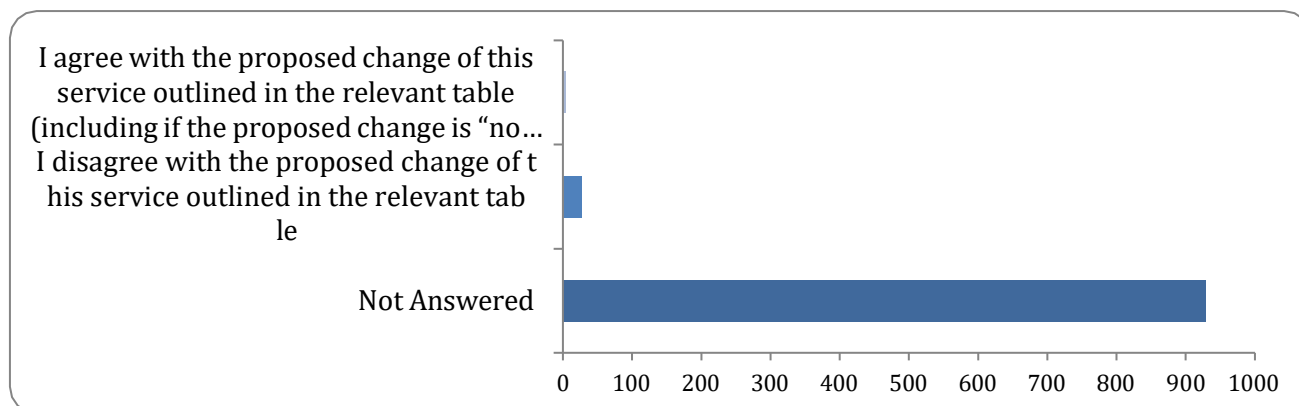
#### If other, please specify

There were 4 responses to this part of the question.

### Do you agree with the ECC proposed change in relation to this service?

#### Agree or disagree with proposal

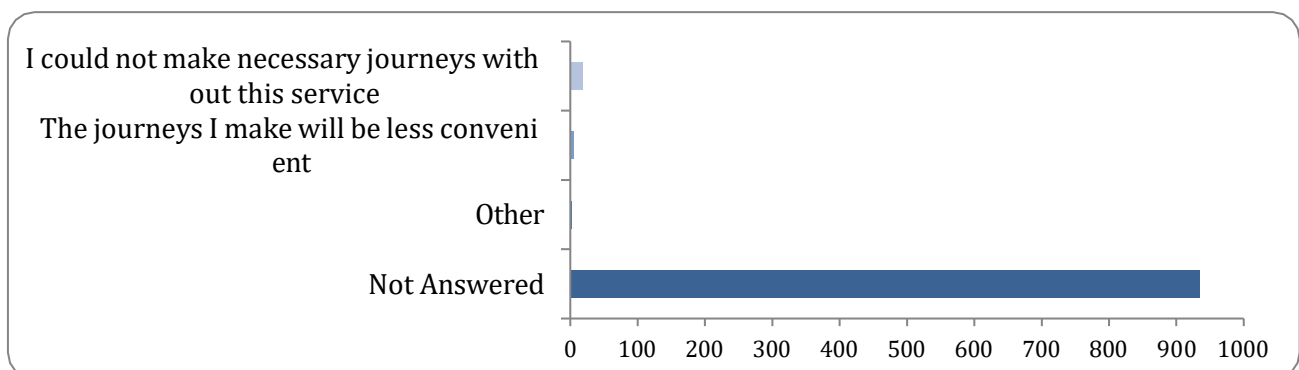
There were 31 responses to this part of the question.



Option	Total	Percent
I agree with the proposed change of this service outlined in the relevant table (including if the proposed change is “no change”)	4	0.42%
I disagree with the proposed change of this service outlined in the relevant table	27	2.82%
Not Answered	928	96.77%

### Reason of objecting to proposal

There were 25 responses to this part of the question.



Option	Total	Percent
I could not make necessary journeys without this service	18	1.88%
The journeys I make will be less convenient	5	0.52%
Other	2	0.21%
Not Answered	934	97.39%

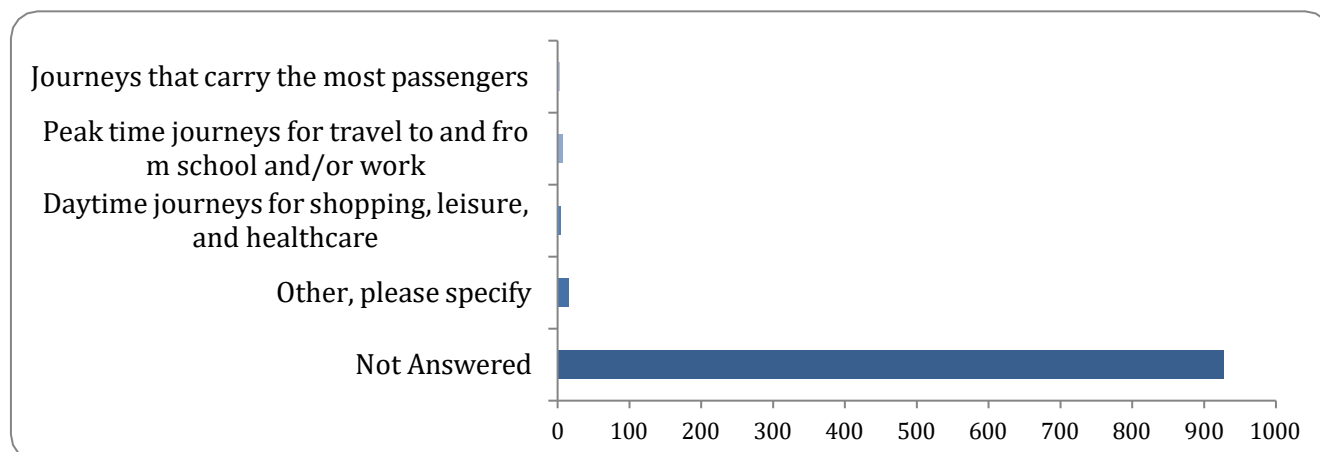
### If other, please specify

There were 12 responses to this part of the question.

**Which journey/s would you like us to prioritise if we continue to provide this service, select one that applies**

**Which journey to prioritise**

There were 31 responses to this part of the question.



Option	Total	Percent
Journeys that carry the most passengers	3	0.31%
Peak time journeys for travel to and from school and/or work	7	0.73%
Daytime journeys for shopping, leisure, and healthcare	5	0.52%
Other, please specify	16	1.67%
Not Answered	928	96.77%

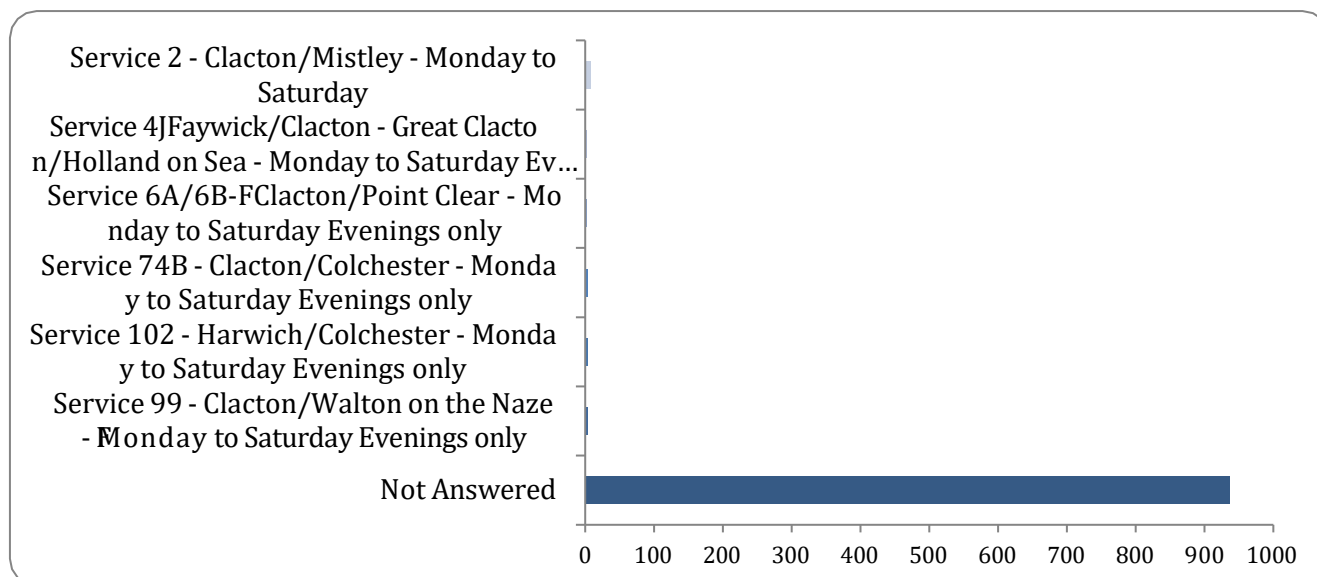
**If other, please specify**

There were 16 responses to this part of the question.

**Please select the service number from the options below that you wish to answer consultation questions on:**

**Service number**

There were 23 responses to this part of the question.



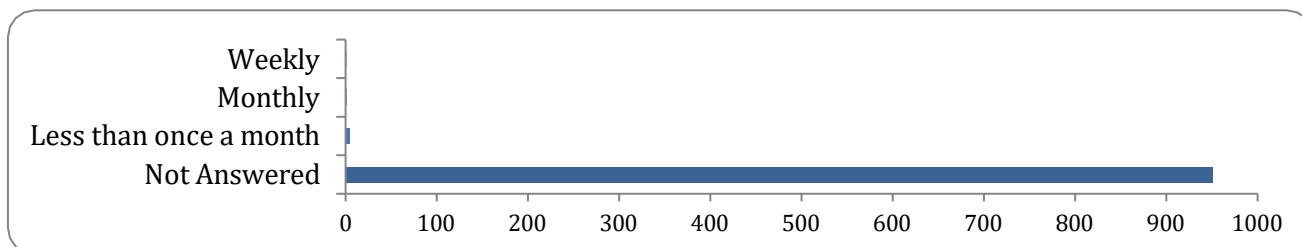
Option	Total	Percent
<b>Service 2 - Clacton/Mistley - Monday to Saturday</b>	8	0.83%
<b>Service 4 - Jaywick/Clacton - Great Clacton/Holland on Sea - Monday to Saturday Evenings only</b>	2	0.21%
<b>Service 6A/6B - Clacton/Point Clear - Monday to Saturday Evenings only</b>	2	0.21%
<b>Service 74B - Clacton/Colchester - Monday to Saturday Evenings only</b>	3	0.31%
<b>Service 102 - Harwich/Colchester - Monday to Saturday Evenings only</b>	4	0.42%
<b>Service 118 - Parkeston/Ramsey - School days only</b>	0	0.00%
<b>Service 99 - Clacton/Walton on the Naze - Monday to Saturday Evenings only</b>	4	0.42%
<b>Not Answered</b>	936	97.60%

### Service 2 - Clacton/Mistley - Monday to Saturday

Please tell us how often you use this service,  
select one that applies

#### Frequency of use

There were 8 responses to this part of the question.




Option	Total	Percent
Daily	0	0.00%
Weekly	2	0.21%
Monthly	1	0.10%
Less than once a month	5	0.52%
Not Answered	951	99.17%

Please specify which day of the week and time of the day you use this service, please select all that apply. (This is a required question)

**Time of travel and day of the week - 06:00 - 09:00**

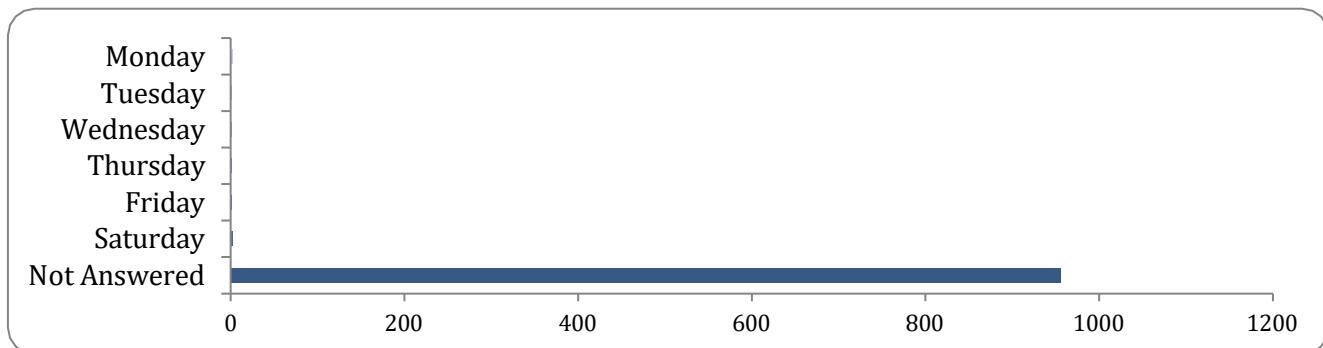
There were 0 responses to this part of the question.



Option	Total	Percent
Monday	0	0.00%
Tuesday	0	0.00%
Wednesday	0	0.00%
Thursday	0	0.00%
Friday	0	0.00%
Saturday	0	0.00%
Not Answered	959	100.00%

**Time of travel and day of the week - 09:00 - 12:00**

There were 3 responses to this part of the question.

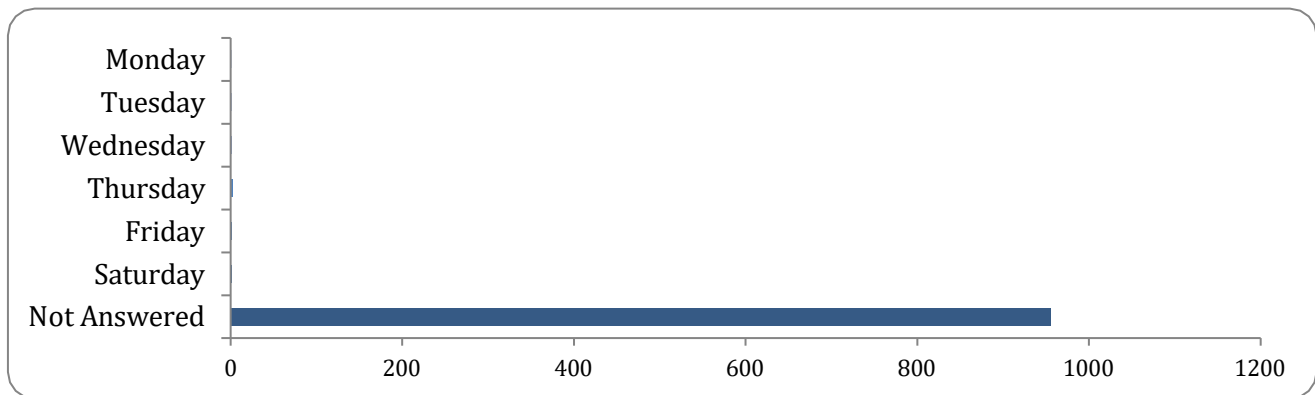


Option	Total	Percent
Monday	2	0.21%
Tuesday	1	0.10%
Wednesday	1	0.10%

<b>Thursday</b>	1	0.10%
<b>Friday</b>	1	0.10%
<b>Saturday</b>	2	0.21%
<b>Not Answered</b>	956	99.69%

#### Time of travel and day of the week - 12:00 - 16:00

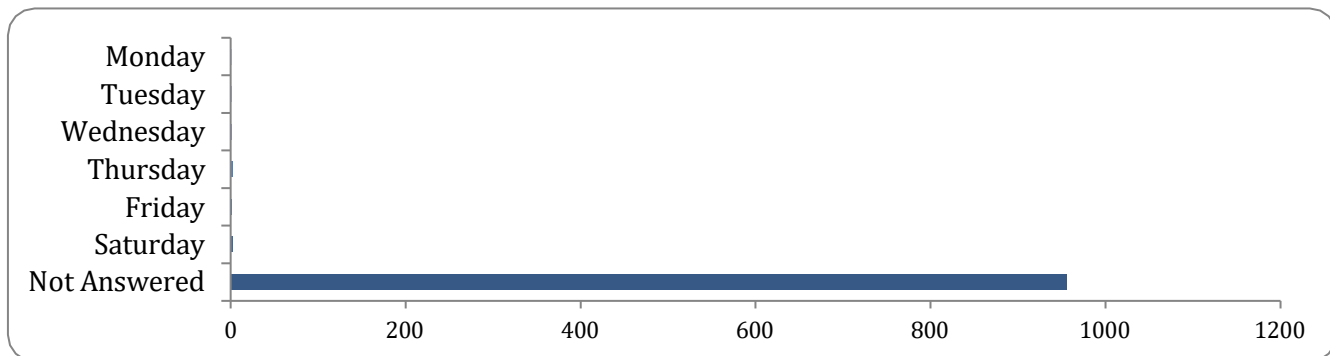
There were 3 responses to this part of the question.



<b>Option</b>	<b>Total</b>	<b>Percent</b>
<b>Monday</b>	1	0.10%
<b>Tuesday</b>	1	0.10%
<b>Wednesday</b>	1	0.10%
<b>Thursday</b>	3	0.31%
<b>Friday</b>	1	0.10%
<b>Saturday</b>	1	0.10%
<b>Not Answered</b>	956	99.69%

#### Time of travel and day of the week - 16:00 - 19:00

There were 3 responses to this part of the question.

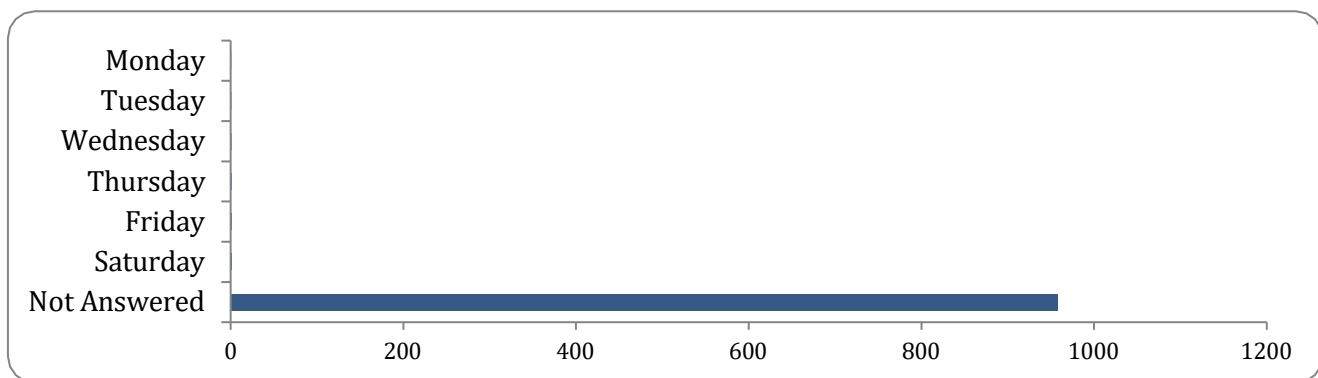




Option	Total	Percent
Monday	1	0.10%
Tuesday	1	0.10%
Wednesday	1	0.10%
Thursday	2	0.21%
Friday	1	0.10%
Saturday	2	0.21%
Not Answered	956	99.69%

#### Time of travel and day of the week - 19:00 onwards

There was 1 response to this part of the question.

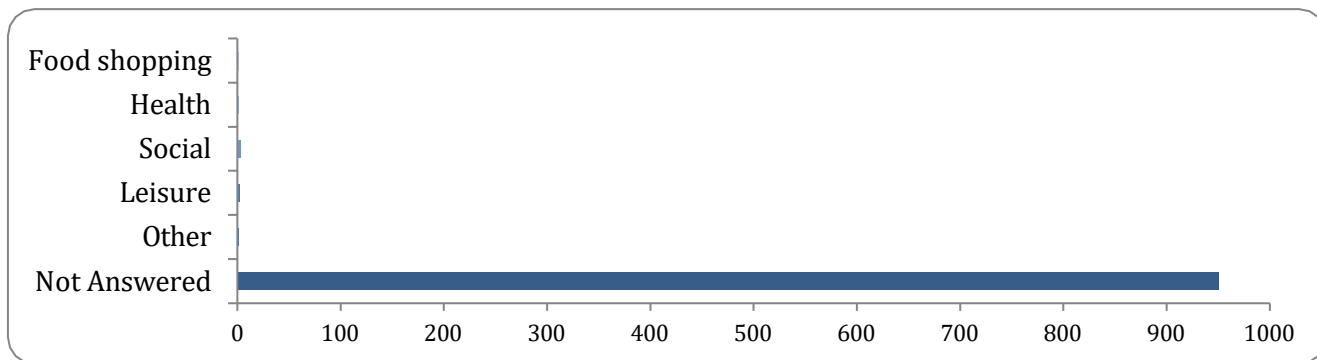


Option	Total	Percent
Monday	1	0.10%
Tuesday	1	0.10%
Wednesday	1	0.10%
Thursday	1	0.10%
Friday	1	0.10%
Saturday	1	0.10%
Not Answered	958	99.90%

#### What is the main purpose of your journey/s?

##### Purpose of travel

There were 8 responses to this part of the question.



Option	Total	Percent
Food shopping	1	0.10%
Employment	0	0.00%
Education	0	0.00%
Health	1	0.10%
Social	3	0.31%
Leisure	2	0.21%
Other	1	0.10%
Not Answered	951	99.17%

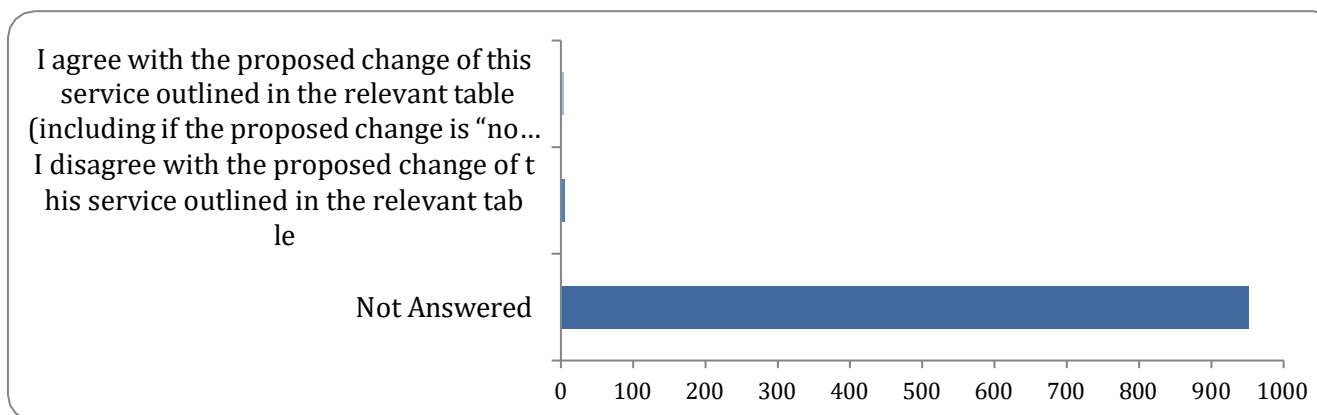
If other, please specify

There were 3 responses to this part of the question.

### Do you agree with the ECC proposed change in relation to this service?

#### Agree or disagree with proposal

There were 8 responses to this part of the question.

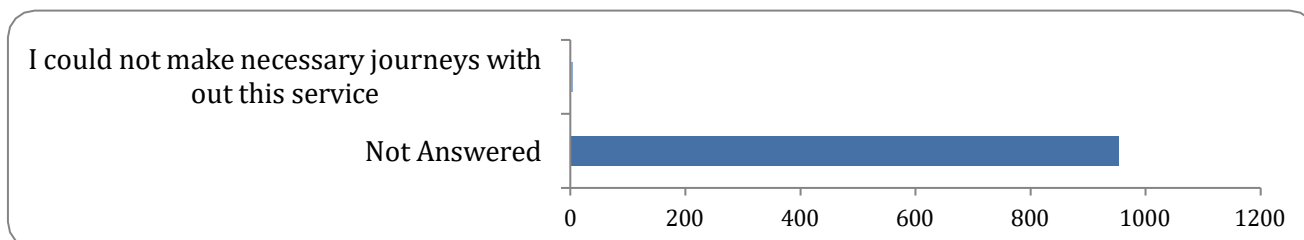


Option	Total	Percent
I agree with the proposed change of this service outlined in the relevant table (including if the proposed change is "no change")	3	0.31%

<b>I disagree with the proposed change of this service outlined in the relevant table</b>	5	0.52%
<b>Not Answered</b>	951	99.17%

### Reason of objecting to proposal

There were 5 responses to this part of the question.



Option	Total	Percent
<b>I could not make necessary journeys without this service</b>	5	0.52%
<b>The journeys I make will be less convenient</b>	0	0.00%
<b>Other</b>	0	0.00%
<b>Not Answered</b>	954	99.48%

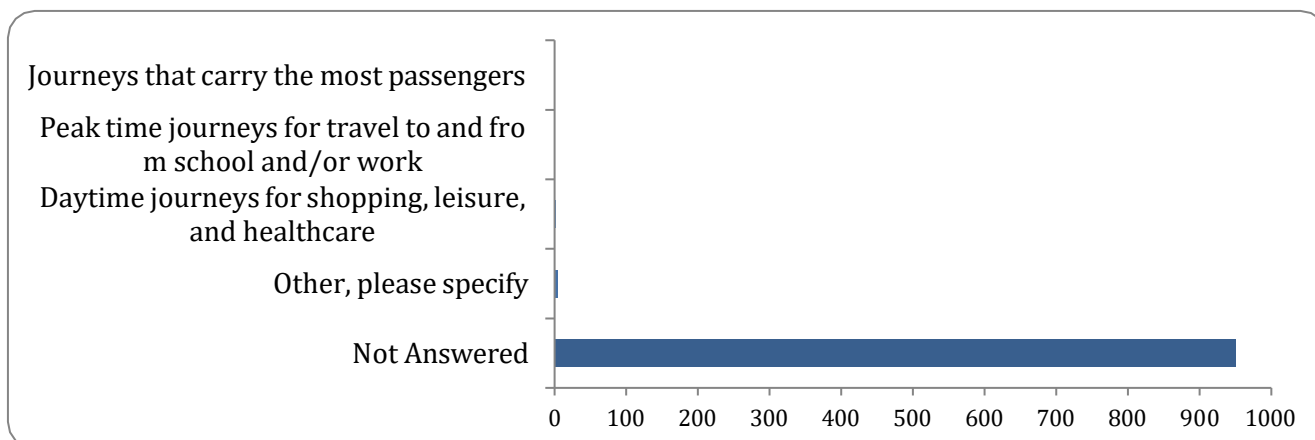
### If other, please specify

There were 3 responses to this part of the question.

**Which journey/s would you like us to prioritise if we continue to provide this service, select one that applies**

### Which journey to prioritise

There were 8 responses to this part of the question.



Option	Total	Percent
Journeys that carry the most passengers	1	0.10%
Peak time journeys for travel to and from school and/or work	1	0.10%
Daytime journeys for shopping, leisure, and healthcare	2	0.21%
Other, please specify	4	0.42%
Not Answered	951	99.17%

If other, please specify

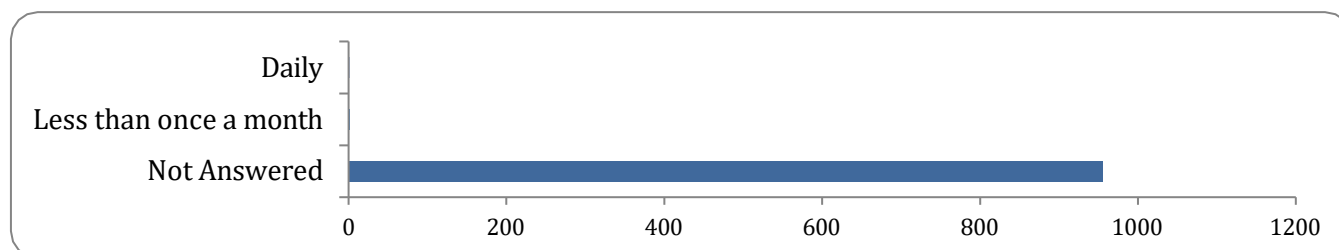
There were 6 responses to this part of the question.

#### **Service 4 - Jaywick/Clacton - Great Clacton/Holland on Sea - Monday to Saturday Evenings only**

Please tell us how often you use this service,  
select one that applies

#### **Frequency of use**

There were 4 responses to this part of the question.

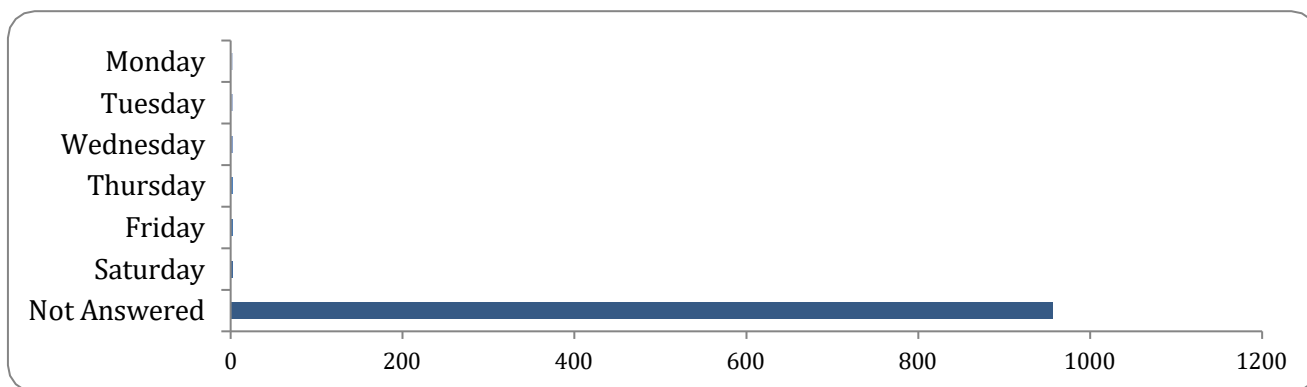


Option	Total	Percent
Daily	2	0.21%
Weekly	0	0.00%
Monthly	0	0.00%
Less than once a month	2	0.21%
Not Answered	955	99.58%

Please specify which day of the week and time of the day you use this service, please select all that apply. (This is a required question)

#### **Time of travel and day of the week - 19:00 onwards**

There were 3 responses to this part of the question.

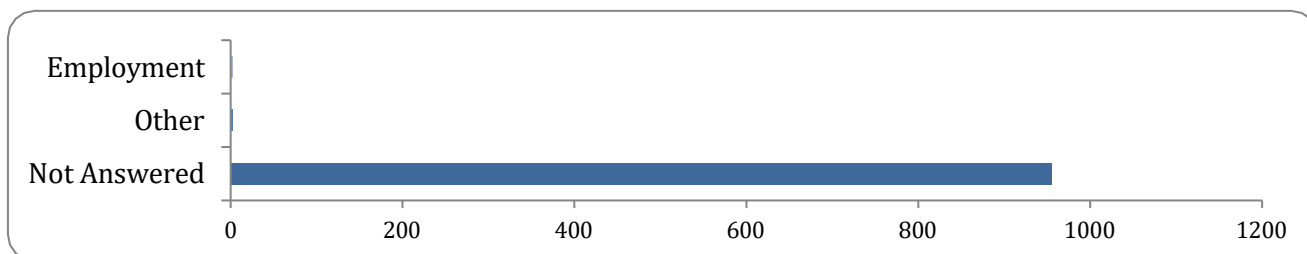


Option	Total	Percent
Monday	3	0.31%
Tuesday	3	0.31%
Wednesday	3	0.31%
Thursday	3	0.31%
Friday	3	0.31%
Saturday	3	0.31%
Not Answered	956	99.69%

### What is the main purpose of your journey/s?

#### Purpose of travel

There were 4 responses to this part of the question.



Option	Total	Percent
Food shopping	0	0.00%
Employment	2	0.21%
Education	0	0.00%
Health	0	0.00%
Social	0	0.00%
Leisure	0	0.00%
Other	2	0.21%
Not Answered	955	99.58%

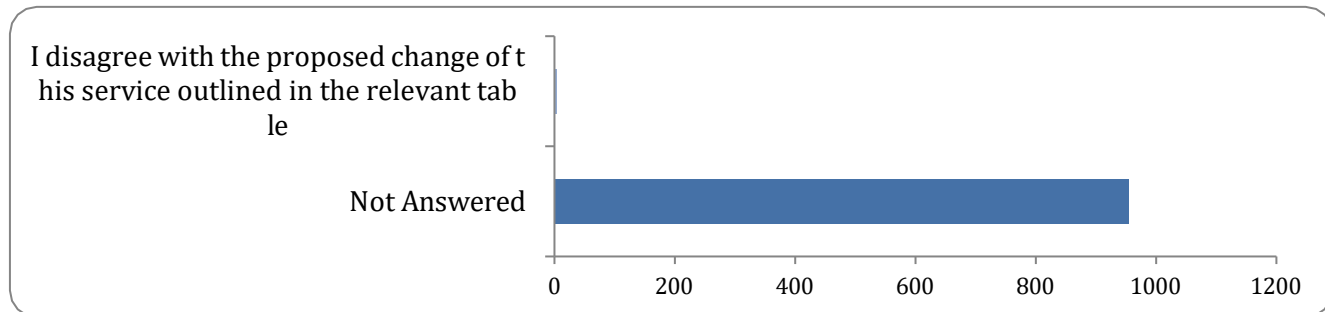
If other, please specify

There was 1 response to this part of the question.

### Do you agree with the ECC proposed change in relation to this service?

#### Agree or disagree with proposal

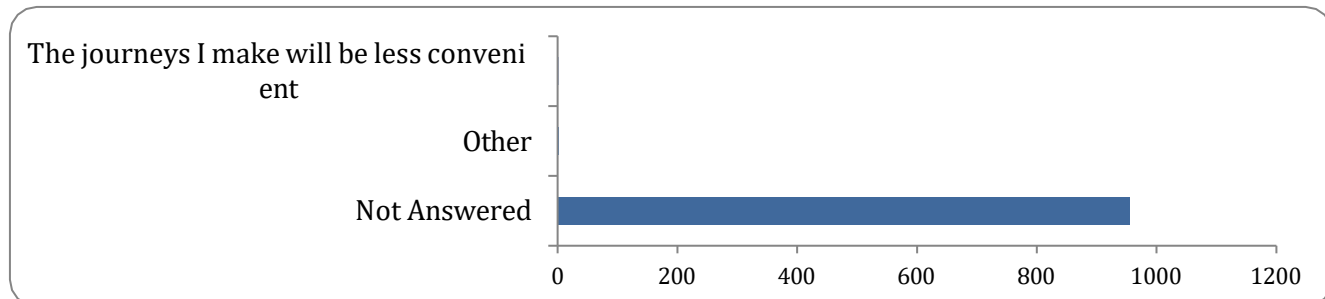
There were 4 responses to this part of the question.



Option	Total	Percent
I agree with the proposed change of this service outlined in the relevant table (including if the proposed change is “no change”)	0	0.00%
I disagree with the proposed change of this service outlined in the relevant table	4	0.42%
Not Answered	955	99.58%

#### Reason of objecting to proposal

There were 4 responses to this part of the question.



Option	Total	Percent
I could not make necessary journeys without this service	0	0.00%
The journeys I make will be less convenient	2	0.21%
Other	2	0.21%
Not Answered	955	99.58%

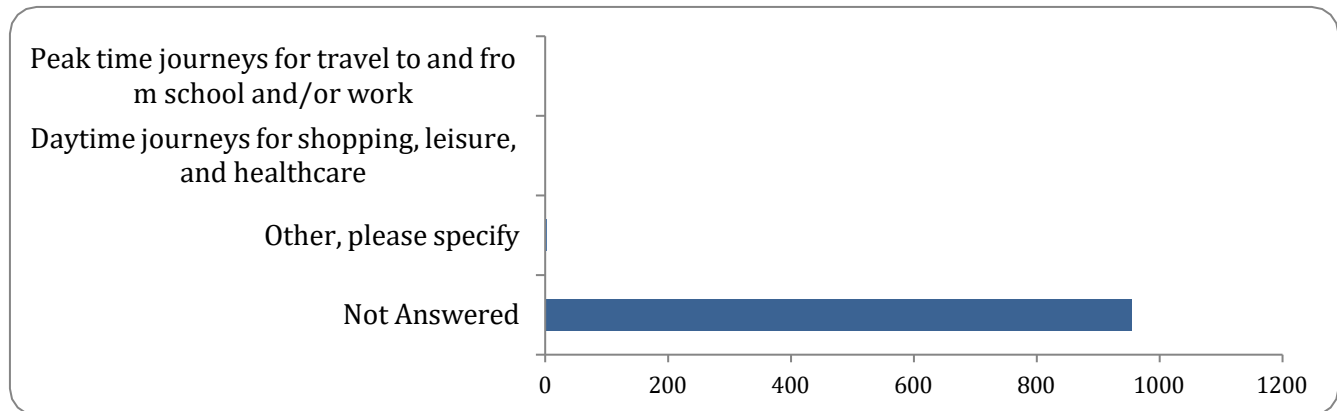
#### If other, please specify

There were 2 responses to this part of the question.

**Which journey/s would you like us to prioritise if we continue to provide this service, select one that applies**

**Which journey to prioritise**

There were 4 responses to this part of the question.



Option	Total	Percent
Journeys that carry the most passengers	0	0.00%
Peak time journeys for travel to and from school and/or work	1	0.10%
Daytime journeys for shopping, leisure, and healthcare	1	0.10%
Other, please specify	2	0.21%
Not Answered	955	99.58%

**If other, please specify**

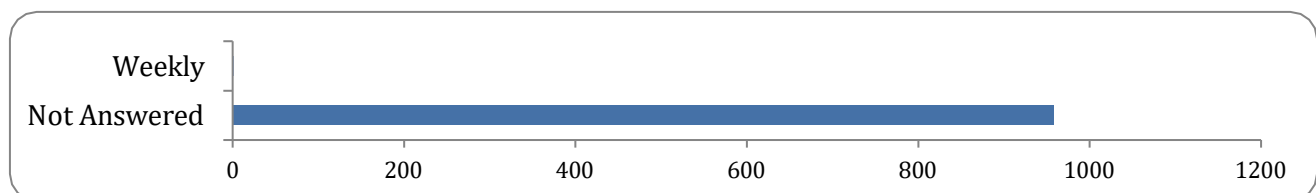
There were 2 responses to this part of the question.

**Service 6A/6B - Clacton/Point Clear - Monday to Saturday Evenings only**

**Please tell us how often you use this service, select one that applies**

**Frequency of use**

There was 1 response to this part of the question.

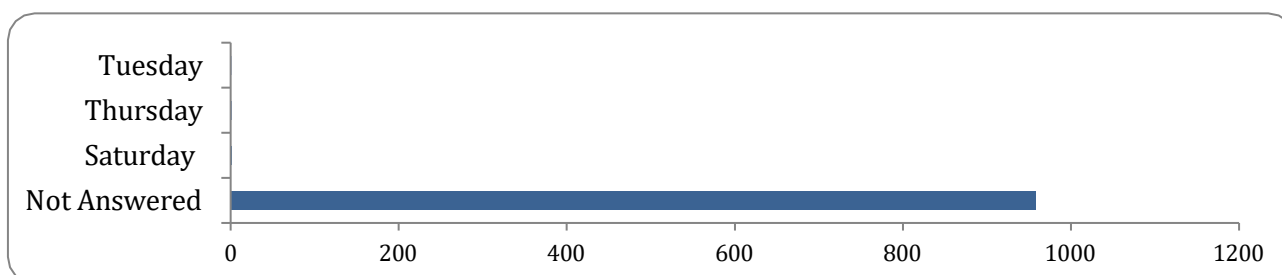


Option	Total	Percent
Daily	0	0.00%
Weekly	1	0.10%
Monthly	0	0.00%
Less than once a month	0	0.00%
Not Answered	958	99.90%

Please specify which day of the week and time of the day you use this service, please select all that apply. (This is a required question)

Time of travel and day of the week - 19:00 onwards

There was 1 response to this part of the question.

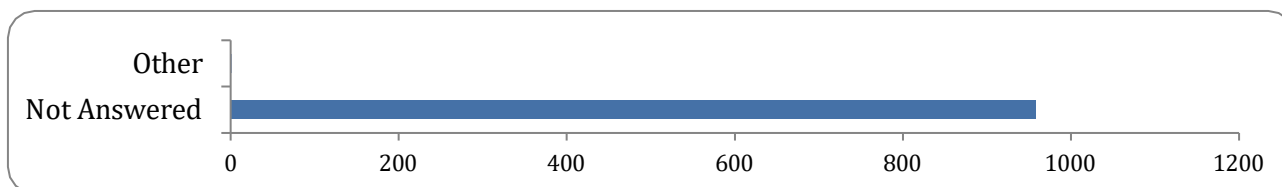


Option	Total	Percent
Monday	0	0.00%
Tuesday	1	0.10%
Wednesday	0	0.00%
Thursday	1	0.10%
Friday	0	0.00%
Saturday	1	0.10%
Not Answered	958	99.90%

What is the main purpose of your journey/s?

Purpose of travel

There was 1 response to this part of the question.



Option	Total	Percent
Food shopping	0	0.00%



<b>Employment</b>	0	0.00%
<b>Education</b>	0	0.00%
<b>Health</b>	0	0.00%
<b>Social</b>	0	0.00%
<b>Leisure</b>	0	0.00%
<b>Other</b>	1	0.10%
<b>Not Answered</b>	958	99.90%

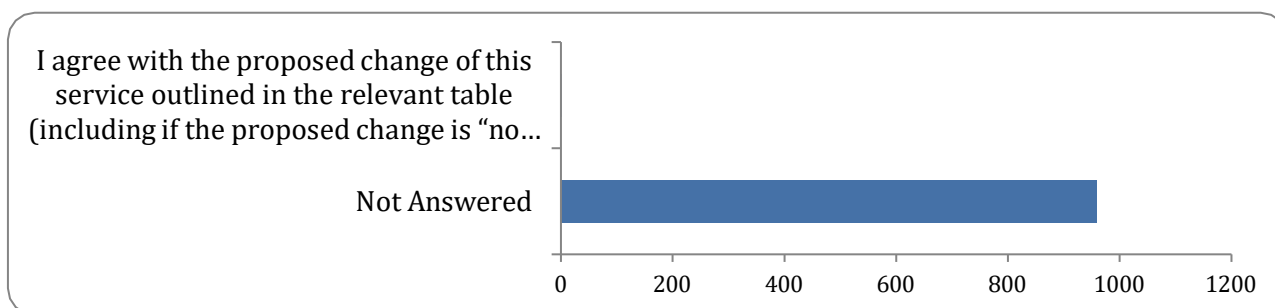
#### If other, please specify

There was 1 response to this part of the question.

#### Do you agree with the ECC proposed change in relation to this service?

##### Agree or disagree with proposal

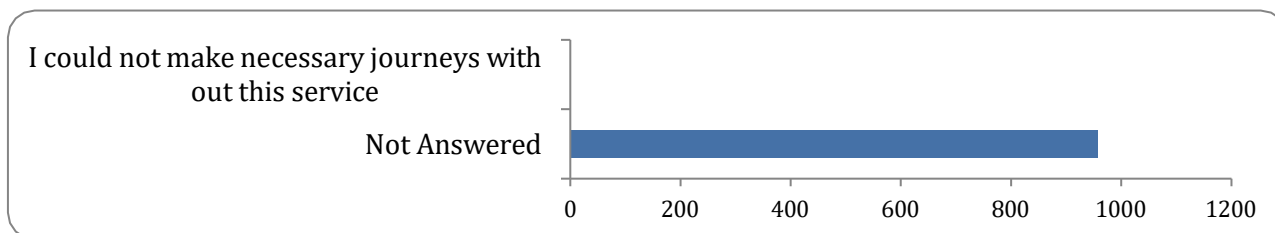
There was 1 response to this part of the question.



<b>Option</b>	<b>Total</b>	<b>Percent</b>
<b>I agree with the proposed change of this service outlined in the relevant table (including if the proposed change is "no change")</b>	1	0.10%
<b>I disagree with the proposed change of this service outlined in the relevant table</b>	0	0.00%
<b>Not Answered</b>	958	99.90%

#### Reason of objecting to proposal

There was 1 response to this part of the question.



Option	Total	Percent
I could not make necessary journeys without this service	1	0.10%
The journeys I make will be less convenient	0	0.00%
Other	0	0.00%
Not Answered	958	99.90%

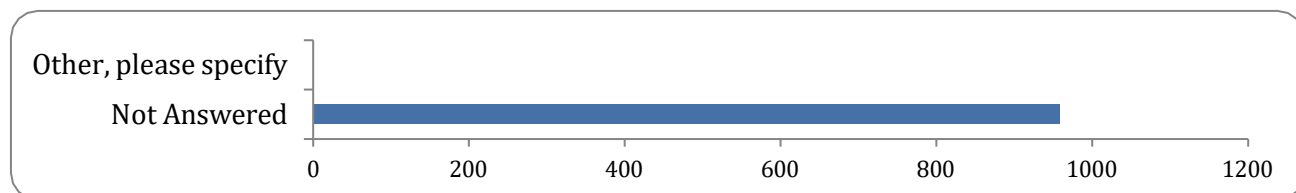
#### If other, please specify

There was 1 response to this part of the question.

**Which journey/s would you like us to prioritise if we continue to provide this service, select one that applies**

#### Which journey to prioritise

There was 1 response to this part of the question.



Option	Total	Percent
Journeys that carry the most passengers	0	0.00%
Peak time journeys for travel to and from school and/or work	0	0.00%
Daytime journeys for shopping, leisure, and healthcare	0	0.00%
Other, please specify	1	0.10%
Not Answered	958	99.90%

#### If other, please specify

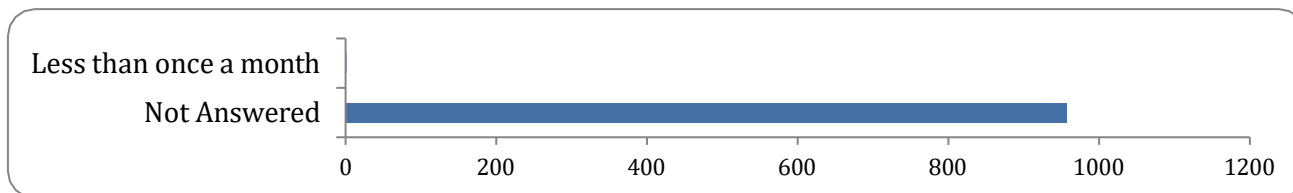
There was 1 response to this part of the question.

### Service 74B - Clacton/Colchester - Monday to Saturday Evenings only

**Please tell us how often you use this service, select one that applies**

#### Frequency of use

There were 2 responses to this part of the question.

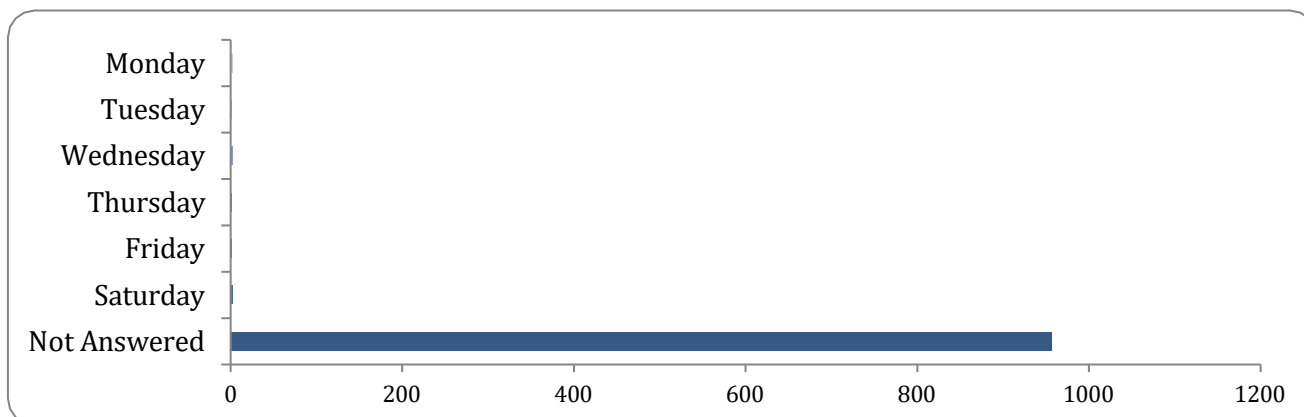


Option	Total	Percent
Daily	0	0.00%
Weekly	0	0.00%
Monthly	0	0.00%
Less than once a month	2	0.21%
Not Answered	957	99.79%

Please specify which day of the week and time of the day you use this service, please select all that apply. (This is a required question)

Time of travel and day of the week - 19:00 onwards

There were 2 responses to this part of the question.

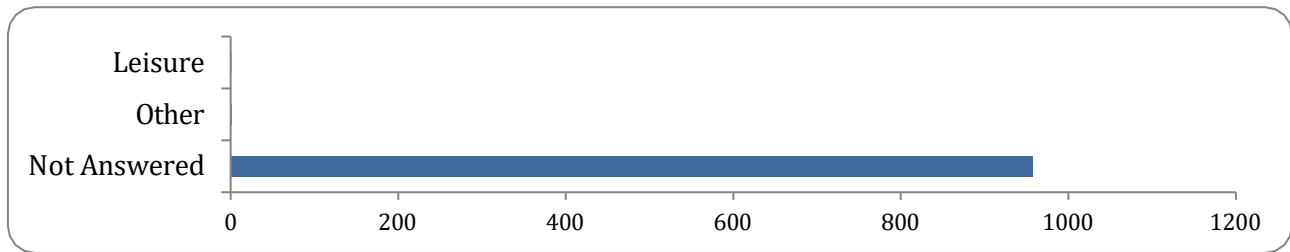


Option	Total	Percent
Monday	2	0.21%
Tuesday	1	0.10%
Wednesday	2	0.21%
Thursday	1	0.10%
Friday	1	0.10%
Saturday	2	0.21%
Not Answered	957	99.79%

What is the main purpose of your journey/s?

Purpose of travel

There were 2 responses to this part of the question.



Option	Total	Percent
Food shopping	0	0.00%
Employment	0	0.00%
Education	0	0.00%
Health	0	0.00%
Social	0	0.00%
Leisure	1	0.10%
Other	1	0.10%
Not Answered	957	99.79%

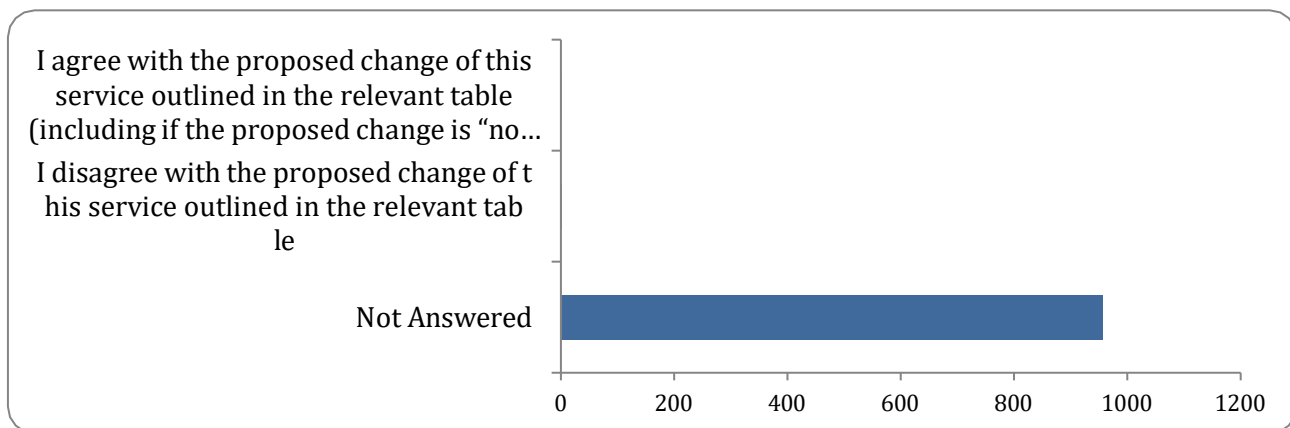
**If other, please specify**

There was 1 response to this part of the question

### Do you agree with the ECC proposed change in relation to this service?

**Agree or disagree with proposal**

There were 2 responses to this part of the question.

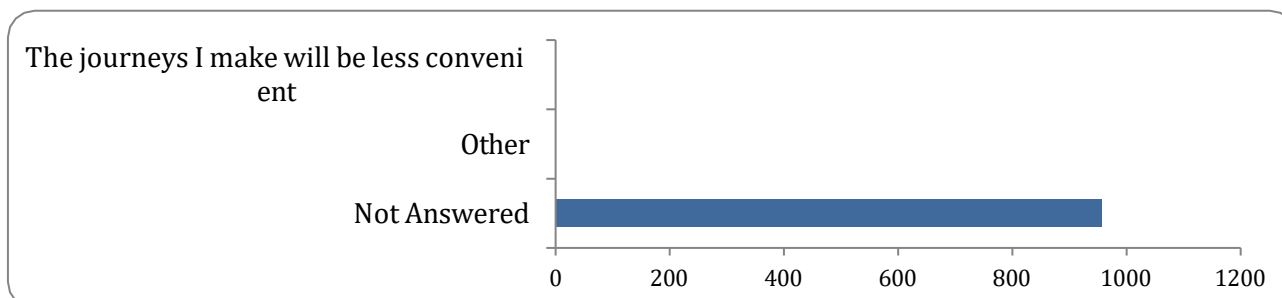


Option	Total	Percent
I agree with the proposed change of this service outlined in the relevant table (including if the proposed change is "no change")	1	0.10%
I disagree with the proposed change of this service outlined in the relevant table	1	0.10%

<b>Not Answered</b>	957	99.79%
---------------------	-----	--------

### Reason of objecting to proposal

There were 2 responses to this part of the question.



Option	Total	Percent
I could not make necessary journeys without this service	0	0.00%
The journeys I make will be less convenient	1	0.10%
Other	1	0.10%
Not Answered	957	99.79%

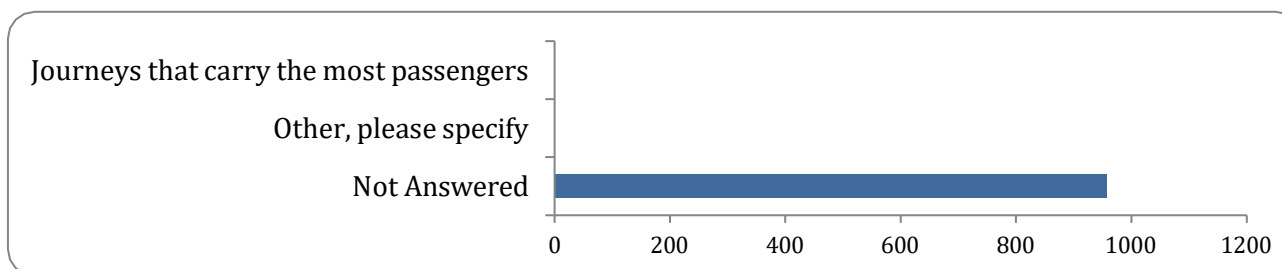
### If other, please specify

There was 1 response to this part of the question.

**Which journey/s would you like us to prioritise if we continue to provide this service, select one that applies**

### Which journey to prioritise

There were 2 responses to this part of the question.



Option	Total	Percent
Journeys that carry the most passengers	1	0.10%
Peak time journeys for travel to and from school and/or work	0	0.00%
Daytime journeys for shopping, leisure, and healthcare	0	0.00%
Other, please specify	1	0.10%
Not Answered	957	99.79%

### If other, please specify

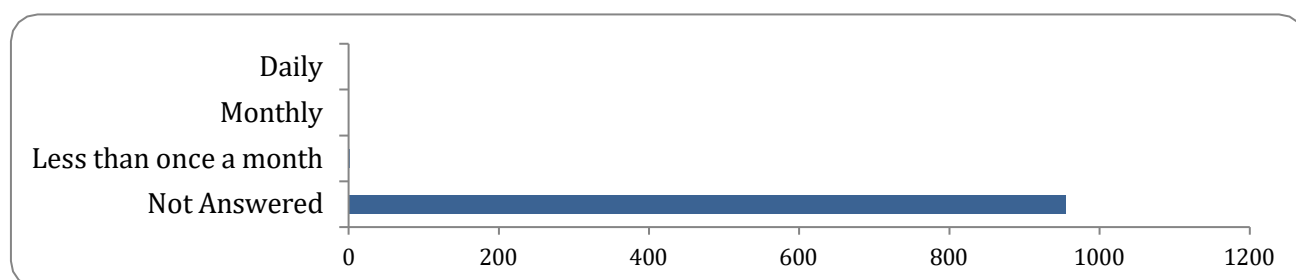
There was 1 response to this part of the question.

## Service 102 - Harwich/Colchester - Monday to Saturday Evenings only

Please tell us how often you use this service,  
select one that applies

### Frequency of use

There were 4 responses to this part of the question.

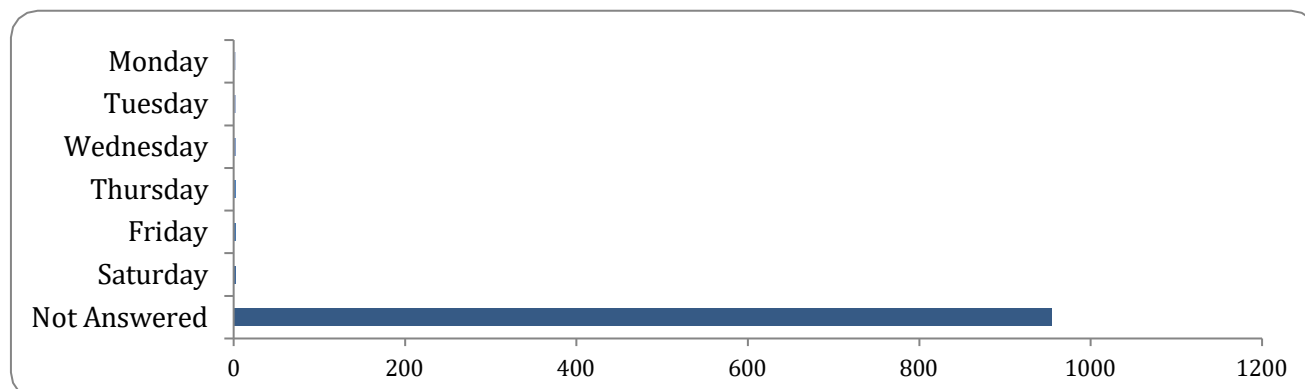


Option	Total	Percent
Daily	1	0.10%
Weekly	0	0.00%
Monthly	1	0.10%
Less than once a month	2	0.21%
Not Answered	955	99.58%

Please specify which day of the week and time of the day you use this service, please  
select all that apply. (This is a required question)

### Time of travel and day of the week - 19:00 onwards

There were 4 responses to this part of the question.

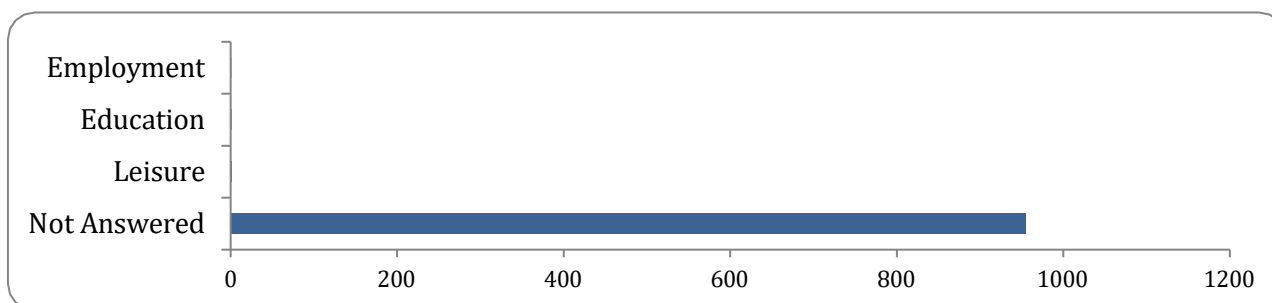


Option	Total	Percent
Monday	3	0.31%
Tuesday	2	0.21%
Wednesday	3	0.31%
Thursday	2	0.21%
Friday	3	0.31%
Saturday	2	0.21%
Not Answered	955	99.58%

### What is the main purpose of your journey/s?

#### Purpose of travel

There were 4 responses to this part of the question.



Option	Total	Percent
Food shopping	0	0.00%
Employment	1	0.10%
Education	1	0.10%
Health	0	0.00%
Social	0	0.00%
Leisure	2	0.21%
Other	0	0.00%
Not Answered	955	99.58%

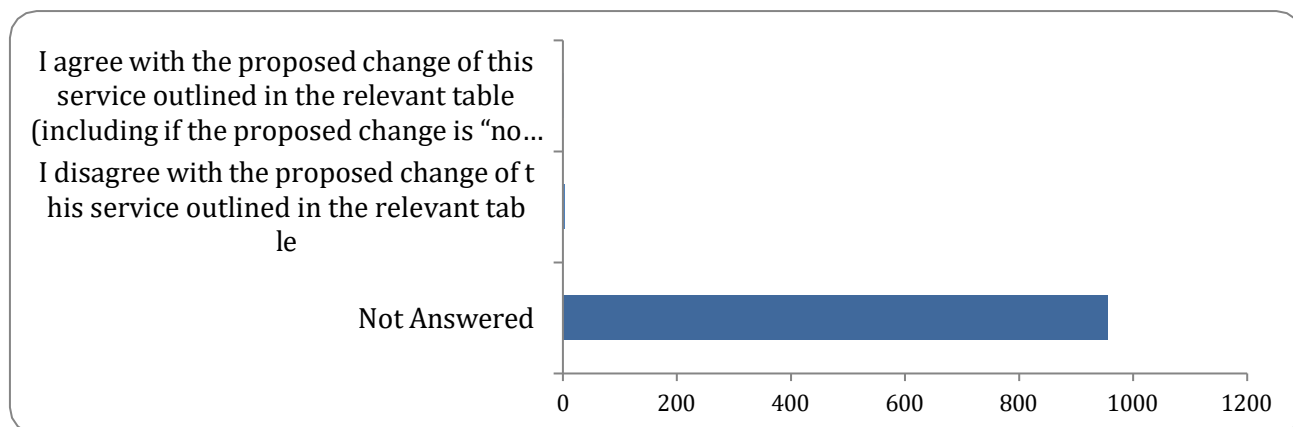
#### If other, please specify

There were 0 responses to this part of the question.

### Do you agree with the ECC proposed change in relation to this service?

#### agree or disagree with proposal

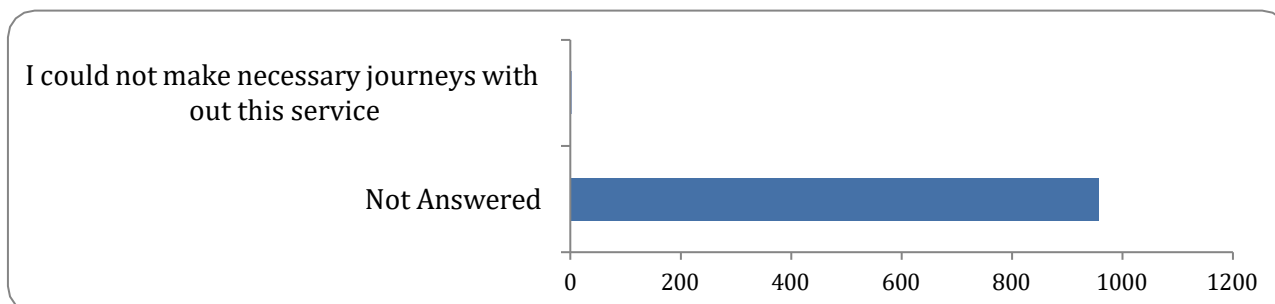
There were 4 responses to this part of the question.



Option	Total	Percent
I agree with the proposed change of this service outlined in the relevant table (including if the proposed change is “no change”)	1	0.10%
I disagree with the proposed change of this service outlined in the relevant table	3	0.31%
Not Answered	955	99.58%

### Reason of objecting to proposal

There were 2 responses to this part of the question.



Option	Total	Percent
I could not make necessary journeys without this service	2	0.21%
The journeys I make will be less convenient	0	0.00%
Other	0	0.00%
Not Answered	957	99.79%

### If other, please specify

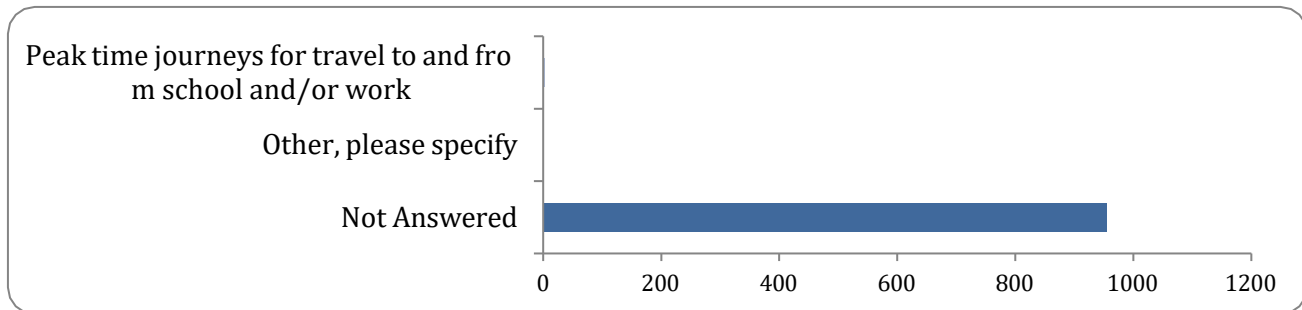
There was 1 response to this part of the question.



**Which journey/s would you like us to prioritise if we continue to provide this service, select one that applies**

**Which journey to prioritise**

There were 4 responses to this part of the question.



Option	Total	Percent
Journeys that carry the most passengers	0	0.00%
Peak time journeys for travel to and from school and/or work	3	0.31%
Daytime journeys for shopping, leisure, and healthcare	0	0.00%
Other, please specify	1	0.10%
Not Answered	955	99.58%

**If other, please specify**

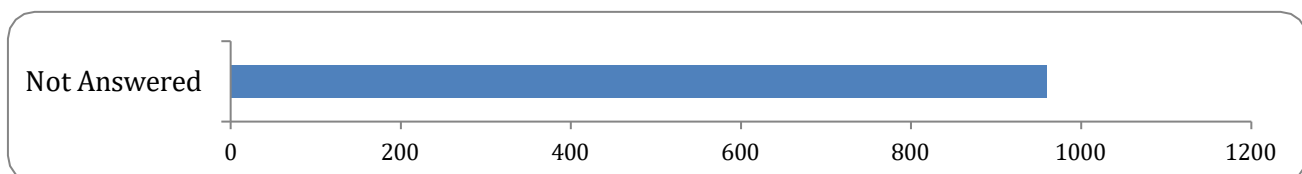
There was 1 response to this part of the question.

**Service 118 - Parkeston/Ramsey - School days only**

**Please tell us how often you use this service, select one that applies**

**Frequency of use**

There were 0 responses to this part of the question.




Option	Total	Percent
Daily	0	0.00%
Weekly	0	0.00%

<b>Monthly</b>	0	0.00%
<b>Less than once a month</b>	0	0.00%
<b>Not Answered</b>	959	100.00%

Please specify which day of the week and time of the day you use this service, please select all that apply. (This is a required question)

**Time of travel and day of the week - 06:00 - 09:00**

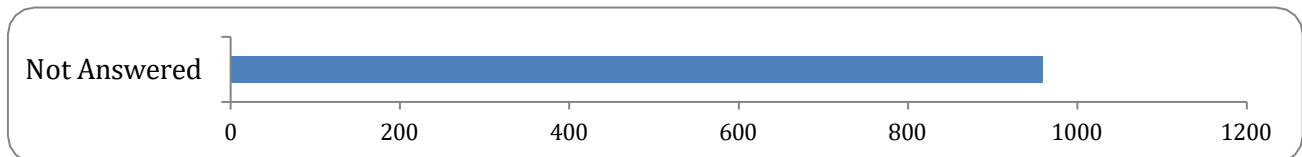
There were 0 responses to this part of the question.



Option	Total	Percent
<b>School days</b>	0	0.00%
<b>Not Answered</b>	959	100.00%

**Time of travel and day of the week - 09:00 - 12:00**

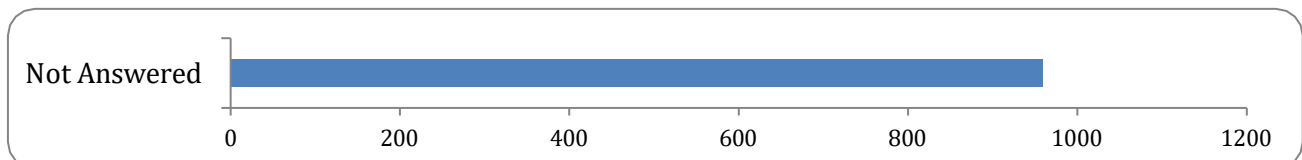
There were 0 responses to this part of the question.



Option	Total	Percent
<b>School days</b>	0	0.00%
<b>Not Answered</b>	959	100.00%

**Time of travel and day of the week - 12:00 - 16:00**

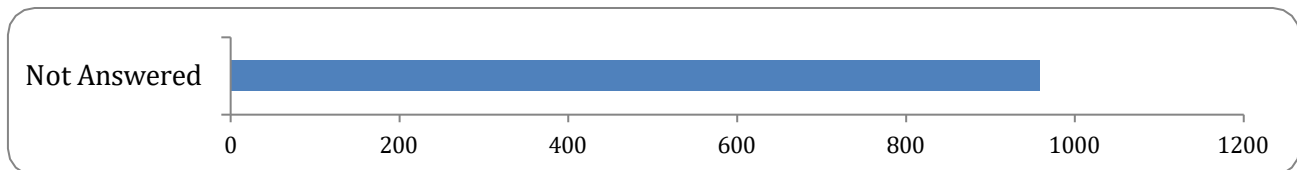
There were 0 responses to this part of the question.



Option	Total	Percent
<b>School days</b>	0	0.00%
<b>Not Answered</b>	959	100.00%

### Time of travel and day of the week - 16:00 - 19:00


There were 0 responses to this part of the question.



Option	Total	Percent
School days	0	0.00%
Not Answered	959	100.00%

### Time of travel and day of the week - 19:00 onwards

There were 0 responses to this part of the question.




Option	Total	Percent
School days	0	0.00%
Not Answered	959	100.00%

### What is the main purpose of your journey/s?

#### Purpose of travel

There were 0 responses to this part of the question.



Option	Total	Percent
Food shopping	0	0.00%
Employment	0	0.00%
Education	0	0.00%
Health	0	0.00%
Social	0	0.00%
Leisure	0	0.00%
Other	0	0.00%
Not Answered	959	100.00%


### If other, please specify

There were 0 responses to this part of the question.

## Do you agree with the ECC proposed change in relation to this service?

### Agree or disagree with proposal

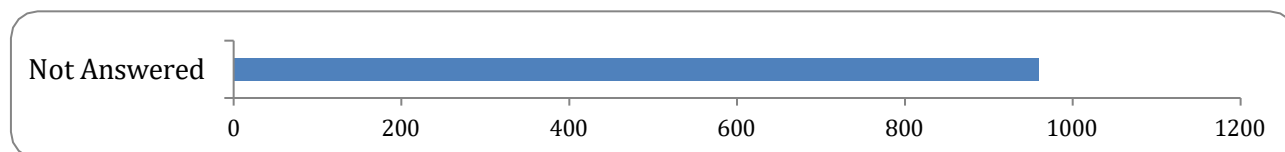
There were 0 responses to this part of the question.



Option	Total	Percent
I agree with the proposed change of this service outlined in the relevant table (including if the proposed change is “no change”)	0	0.00%
I disagree with the proposed change of this service outlined in the relevant table	0	0.00%
Not Answered	959	100.00%

### Reason of objecting to proposal

There were 0 responses to this part of the question.



Option	Total	Percent
I could not make necessary journeys without this service	0	0.00%
The journeys I make will be less convenient	0	0.00%
Other	0	0.00%
Not Answered	959	100.00%

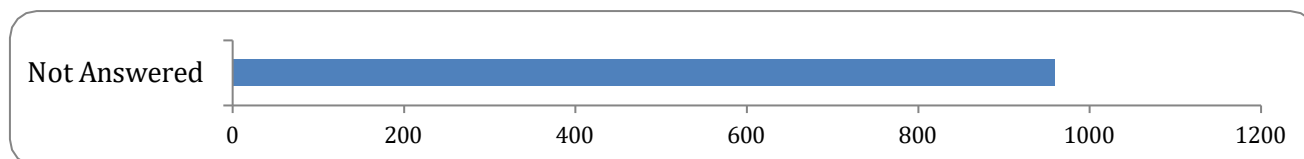
### If other, please specify

There were 0 responses to this part of the question.

## Which journey/s would you like us to prioritise if we continue to provide this service, select one that applies

### Which journey to prioritise

There were 0 responses to this part of the question.



Option	Total	Percent
Journeys that carry the most passengers	0	0.00%
Peak time journeys for travel to and from school and/or work	0	0.00%
Daytime journeys for shopping, leisure, and healthcare	0	0.00%
Other, please specify	0	0.00%
Not Answered	959	100.00%

If other, please specify

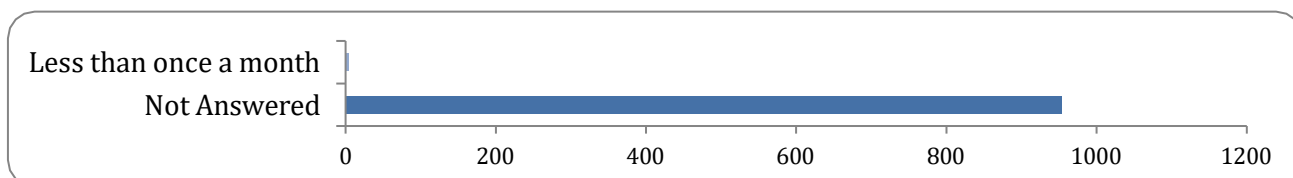
There were 0 responses to this part of the question.

### Service 99 - Clacton/Walton on the Naze - Monday to Saturday Evenings

Please tell us how often you use this service,  
select one that applies

Frequency of use

There were 5 responses to this part of the question.

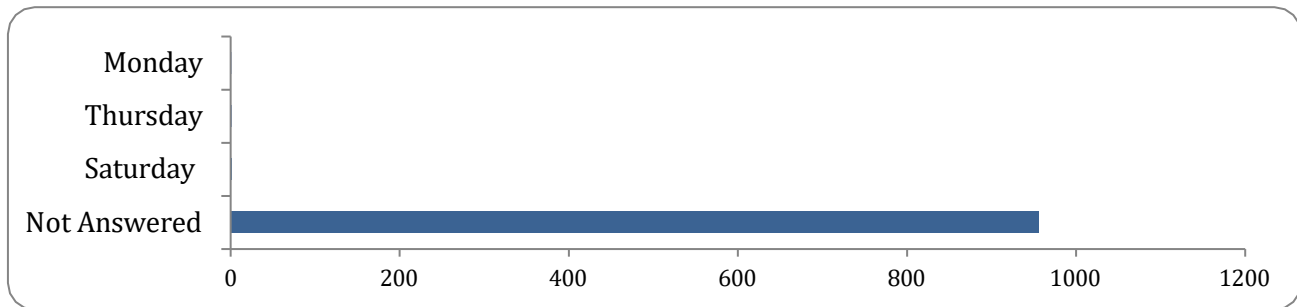


Option	Total	Percent
Daily	0	0.00%
Weekly	0	0.00%
Monthly	0	0.00%
Less than once a month	5	0.52%
Not Answered	954	99.48%

Please specify which day of the week and time of the day you use this service, please  
select all that apply. (This is a required question)

Time of travel and day of the week - 19:00 onwards

There were 3 responses to this part of the question.

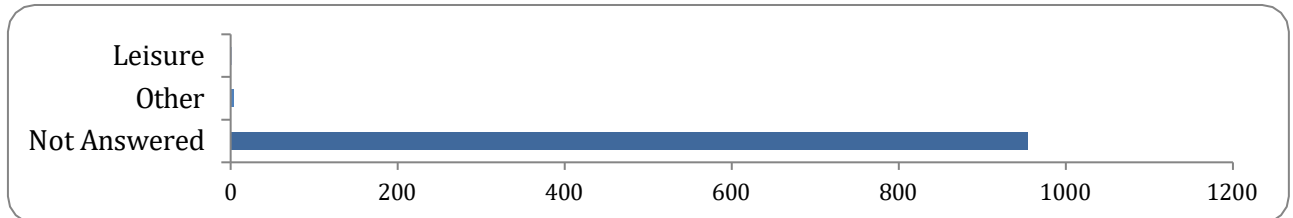


Option	Total	Percent
Monday	1	0.10%
Tuesday	0	0.00%
Wednesday	0	0.00%
Thursday	1	0.10%
Friday	0	0.00%
Saturday	1	0.10%
Not Answered	956	99.69%

### What is the main purpose of your journey/s?

#### Purpose of travel

There were 5 responses to this part of the question.



Option	Total	Percent
Food shopping	0	0.00%
Employment	0	0.00%
Education	0	0.00%
Health	0	0.00%
Social	0	0.00%
Leisure	1	0.10%
Other	4	0.42%
Not Answered	954	99.48%

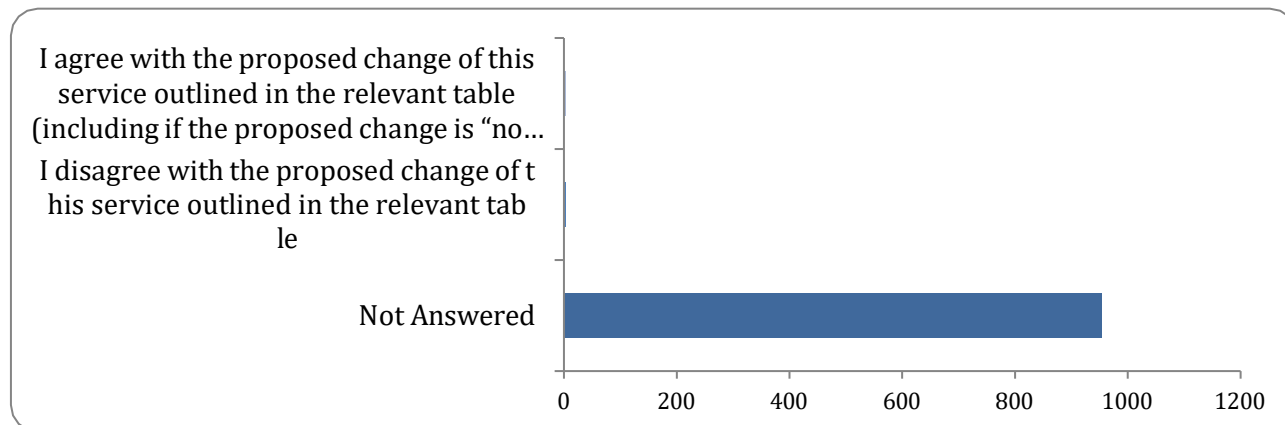
#### If other, please specify

There were 3 responses to this part of the question.

## Do you agree with the ECC proposed change in relation to this service?

### Agree or disagree with proposal

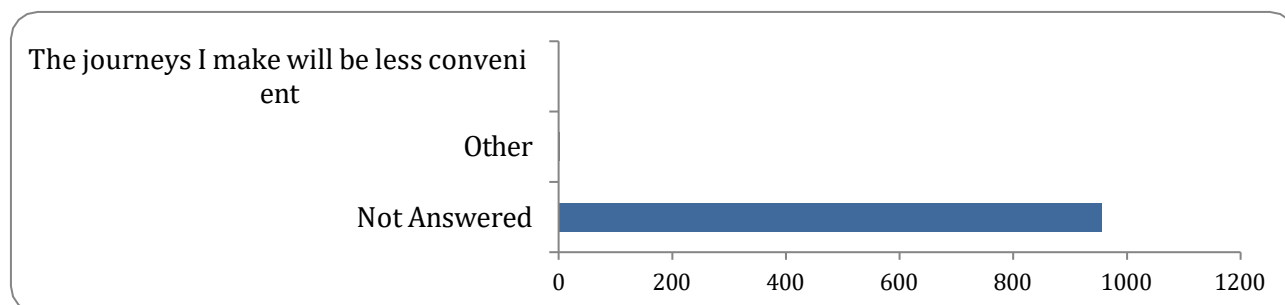
There were 5 responses to this part of the question.



Option	Total	Percent
I agree with the proposed change of this service outlined in the relevant table (including if the proposed change is “no change”)	2	0.21%
I disagree with the proposed change of this service outlined in the relevant table	3	0.31%
Not Answered	954	99.48%

### Reason of objecting to proposal

There were 3 responses to this part of the question.



Option	Total	Percent
I could not make necessary journeys without this service	0	0.00%
The journeys I make will be less convenient	1	0.10%
Other	2	0.21%
Not Answered	956	99.69%

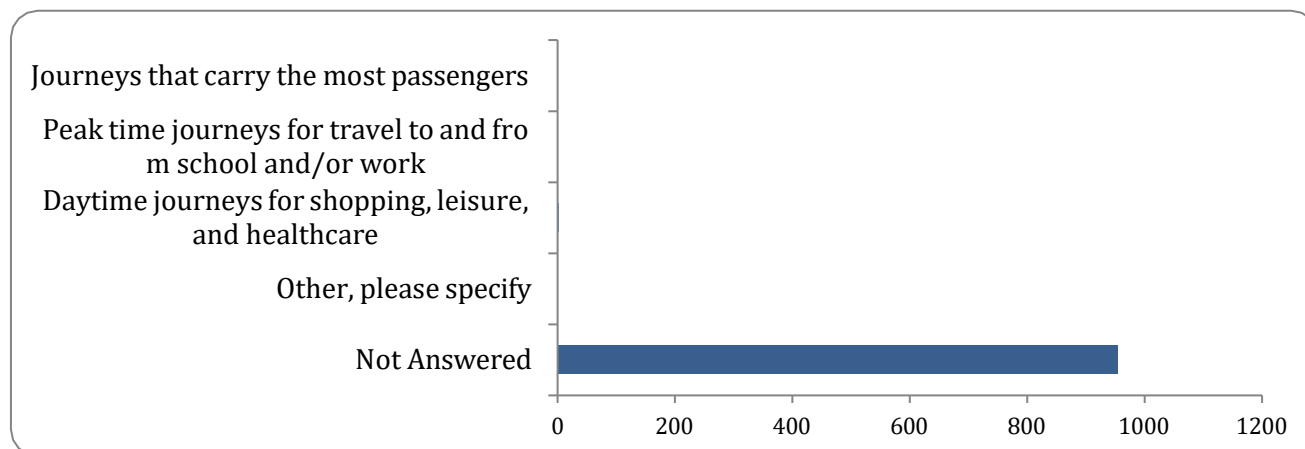
### If other, please specify

There were 2 responses to this part of the question.

## Which journey/s would you like us to prioritise if we continue to provide this service, select one that applies

### Which journey to prioritise

There were 5 responses to this part of the question.



Option	Total	Percent
Journeys that carry the most passengers	1	0.10%
Peak time journeys for travel to and from school and/or work	1	0.10%
Daytime journeys for shopping, leisure, and healthcare	2	0.21%
Other, please specify	1	0.10%
Not Answered	954	99.48%

### If other, please specify

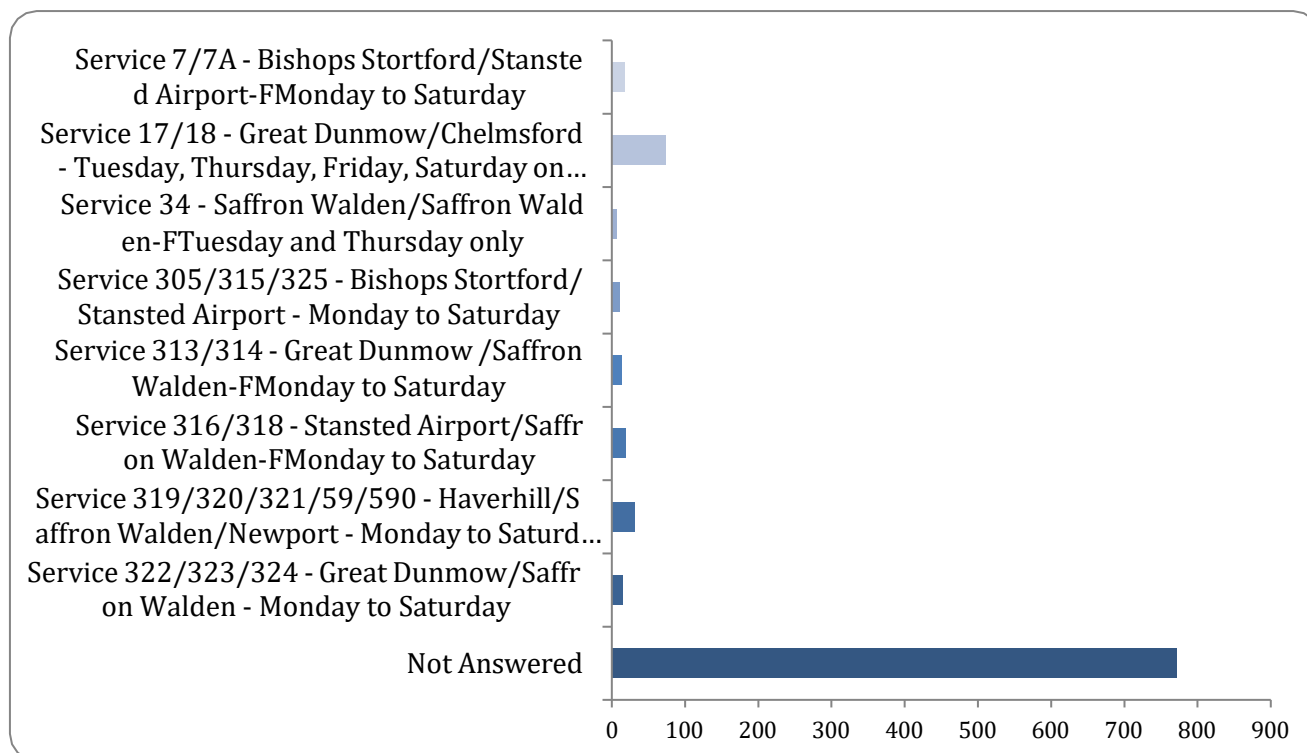
There were 2 responses to this part of the question.

## Please select the service number from the options below that you wish to answer consultation questions on:

### what journeys they will support

There were 187 responses to this part of the question.





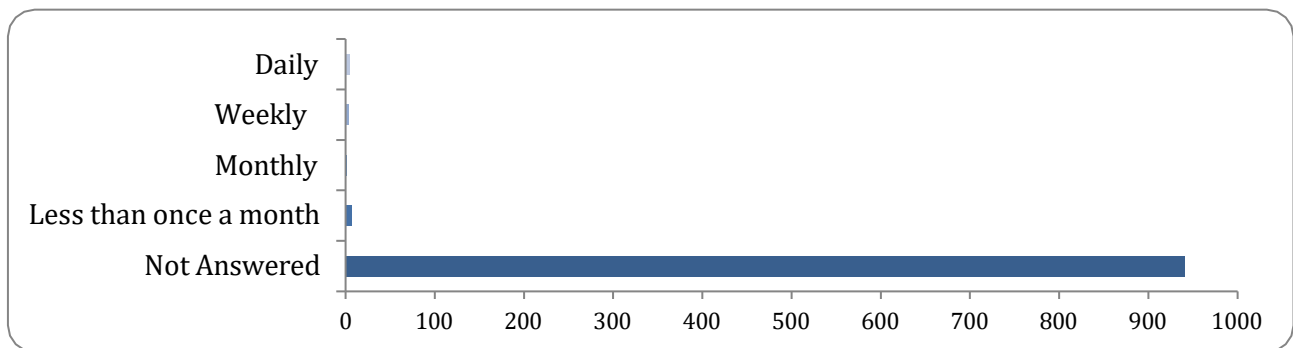
Option	Total	Percent
<b>Service 7/7A - Bishops Stortford/Stansted Airport - Monday to Saturday</b>	18	1.88%
<b>Service 17/18 - Great Dunmow/Chelmsford - Tuesday, Thursday, Friday, Saturday only</b>	73	7.61%
<b>Service 34 - Saffron Walden/Saffron Walden - Tuesday and Thursday only</b>	6	0.63%
<b>Service 305/315/325 - Bishops Stortford/Stansted Airport - Monday to Saturday</b>	11	1.15%
<b>Service 313/314 - Great Dunmow /Saffron Walden - Monday to Saturday</b>	14	1.46%
<b>Service 316/318 - Stansted Airport/Saffron Walden - Monday to Saturday</b>	19	1.98%
<b>Service 319/320/321/59/590 - Haverhill/Saffron Walden/Newport - Monday to Saturday</b>	31	3.23%
<b>Service 322/323/324 - Great Dunmow/Saffron Walden - Monday to Saturday</b>	15	1.56%
<b>Service DaRT 299 - Uttlesford/Braintree - Monday to Saturday</b>	0	0.00%
<b>Not Answered</b>	772	80.50%

### Service 7/7A - Bishops Stortford/Stansted Airport - Monday to Saturday

Please tell us how often you use this service,  
select one that applies

Frequency of use

There were 18 responses to this part of the question.

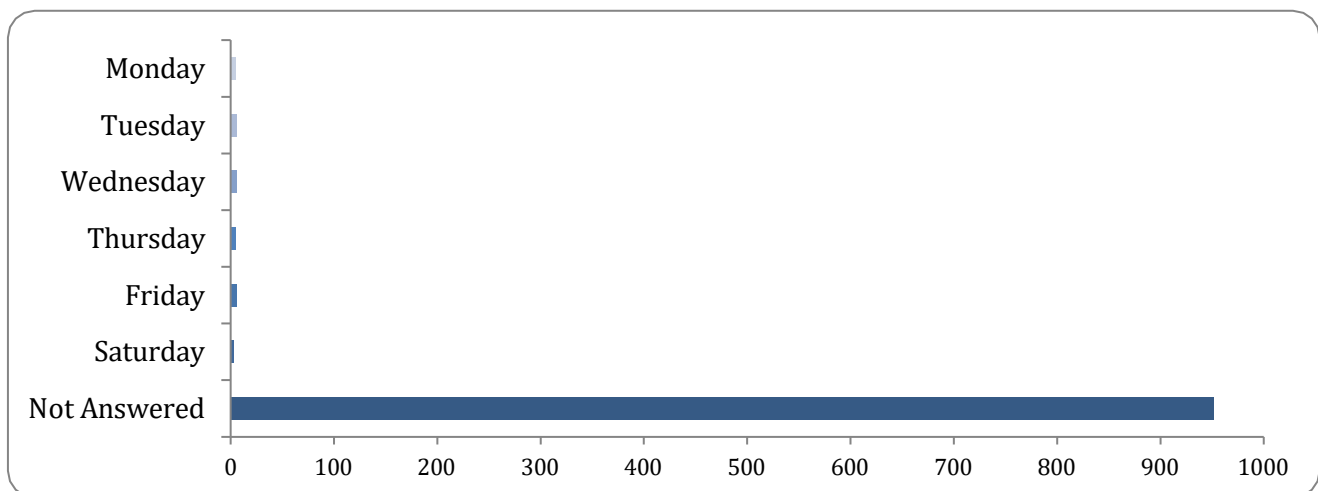


Option	Total	Percent
Daily	5	0.52%
Weekly	4	0.42%
Monthly	2	0.21%
Less than once a month	7	0.73%
Not Answered	941	98.12%

Please specify which day of the week and time of the day you use this service, please select all that apply. (This is a required question)

Time of travel and day of the week - 06:00 - 09:00

There were 7 responses to this part of the question.

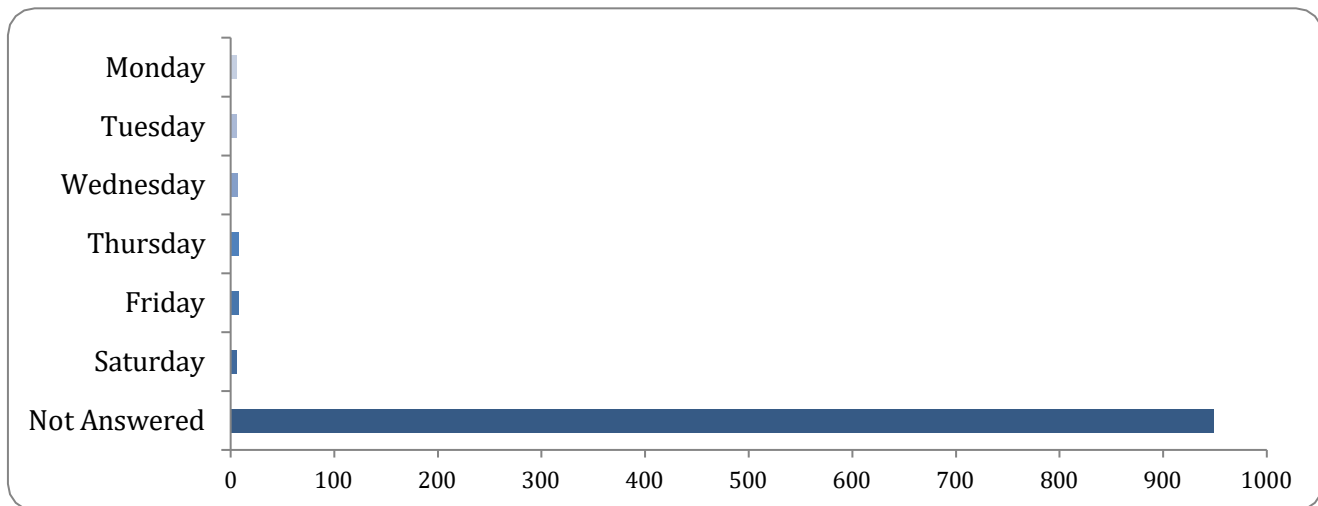


Option	Total	Percent
Monday	5	0.52%
Tuesday	6	0.63%
Wednesday	6	0.63%
Thursday	5	0.52%
Friday	6	0.63%

<b>Saturday</b>	3	0.31%
<b>Not Answered</b>	952	99.27%

#### Time of travel and day of the week - 09:00 - 12:00

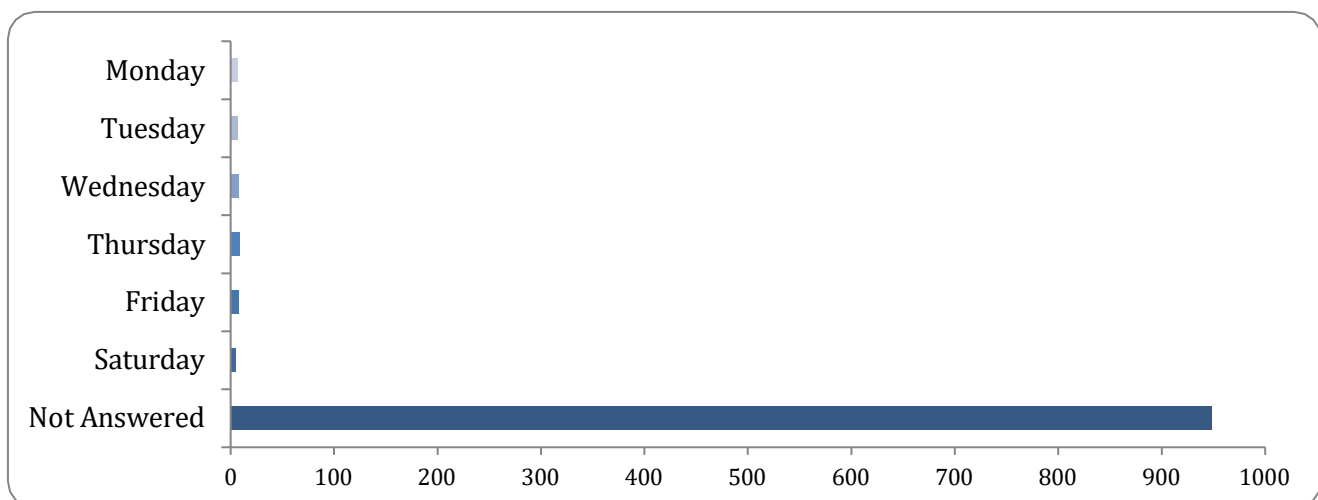
There were 10 responses to this part of the question.



Option	Total	Percent
<b>Monday</b>	6	0.63%
<b>Tuesday</b>	6	0.63%
<b>Wednesday</b>	7	0.73%
<b>Thursday</b>	8	0.83%
<b>Friday</b>	8	0.83%
<b>Saturday</b>	6	0.63%
<b>Not Answered</b>	949	98.96%

#### Time of travel and day of the week - 12:00 - 16:00

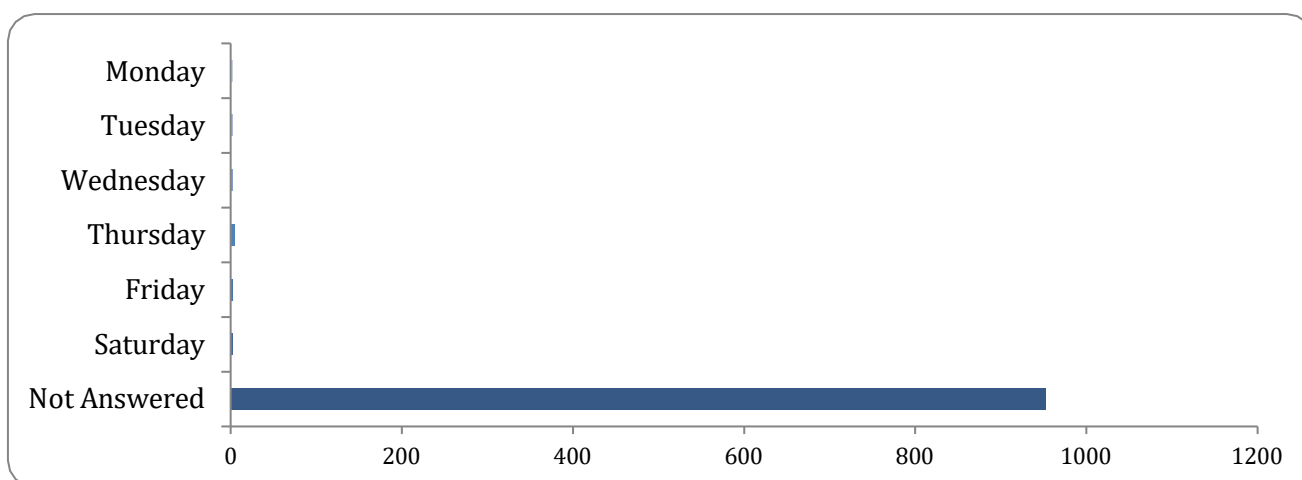
There were 11 responses to this part of the question.



Option	Total	Percent
Monday	7	0.73%
Tuesday	7	0.73%
Wednesday	8	0.83%
Thursday	9	0.94%
Friday	8	0.83%
Saturday	5	0.52%
Not Answered	948	98.85%

#### Time of travel and day of the week - 16:00 - 19:00

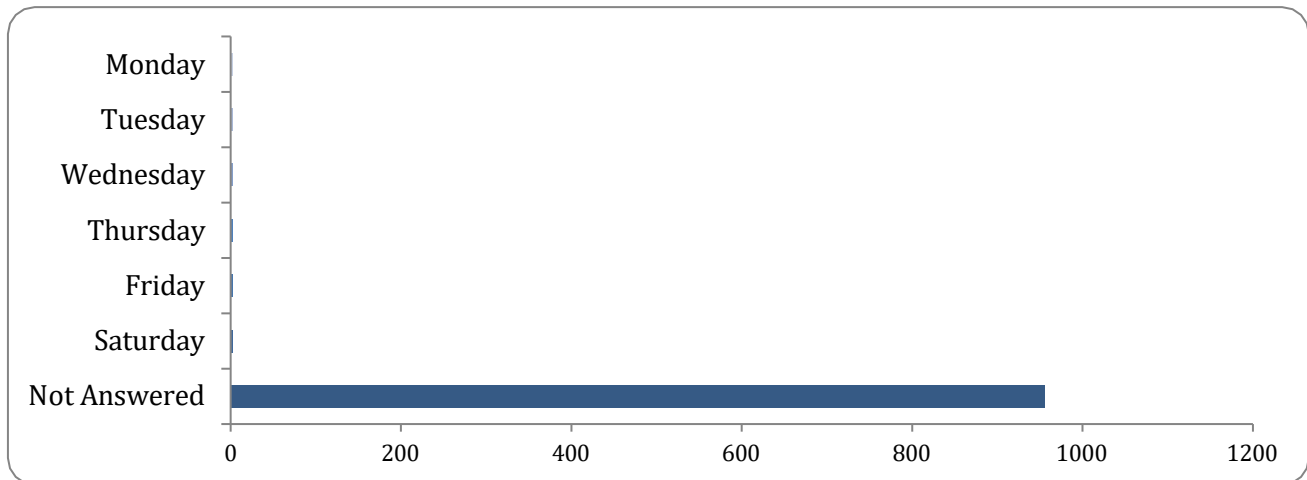
There were 6 responses to this part of the question.



Option	Total	Percent
Monday	2	0.21%
Tuesday	2	0.21%
Wednesday	3	0.31%
Thursday	5	0.52%
Friday	3	0.31%
Saturday	3	0.31%
Not Answered	953	99.37%

#### Time of travel and day of the week - 19:00 onwards

There were 3 responses to this part of the question.

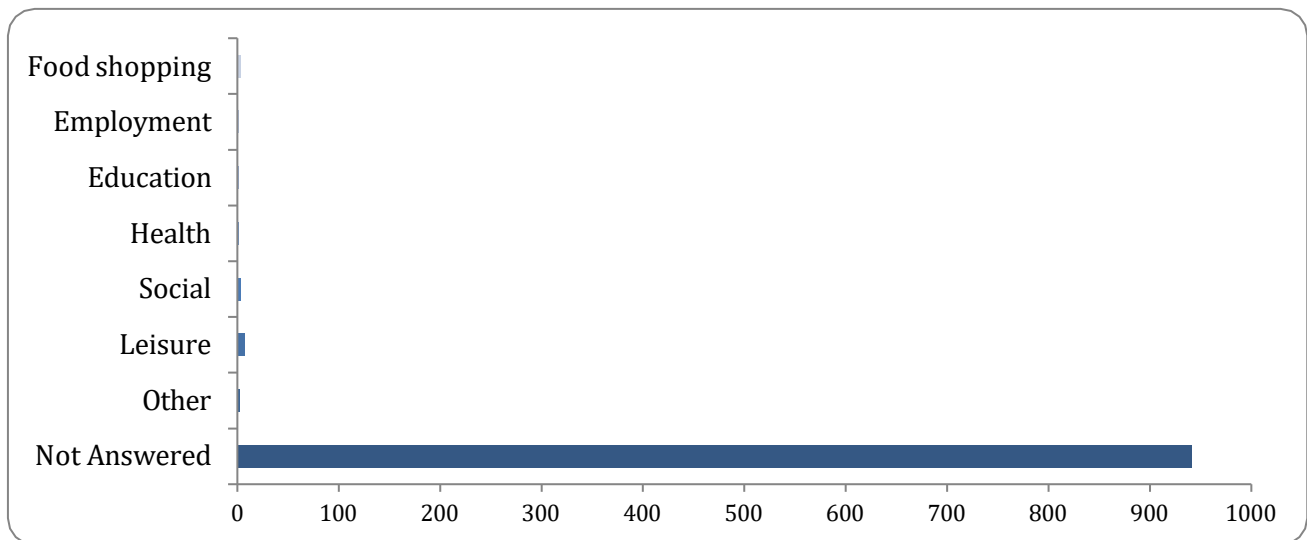


Option	Total	Percent
Monday	2	0.21%
Tuesday	2	0.21%
Wednesday	3	0.31%
Thursday	2	0.21%
Friday	3	0.31%
Saturday	2	0.21%
Not Answered	956	99.69%

### What is the main purpose of your journey/s?

#### Purpose of travel

There were 18 responses to this part of the question.



Option	Total	Percent
Food shopping	3	0.31%

<b>Employment</b>	1	0.10%
<b>Education</b>	1	0.10%
<b>Health</b>	1	0.10%
<b>Social</b>	3	0.31%
<b>Leisure</b>	7	0.73%
<b>Other</b>	2	0.21%
<b>Not Answered</b>	941	98.12%

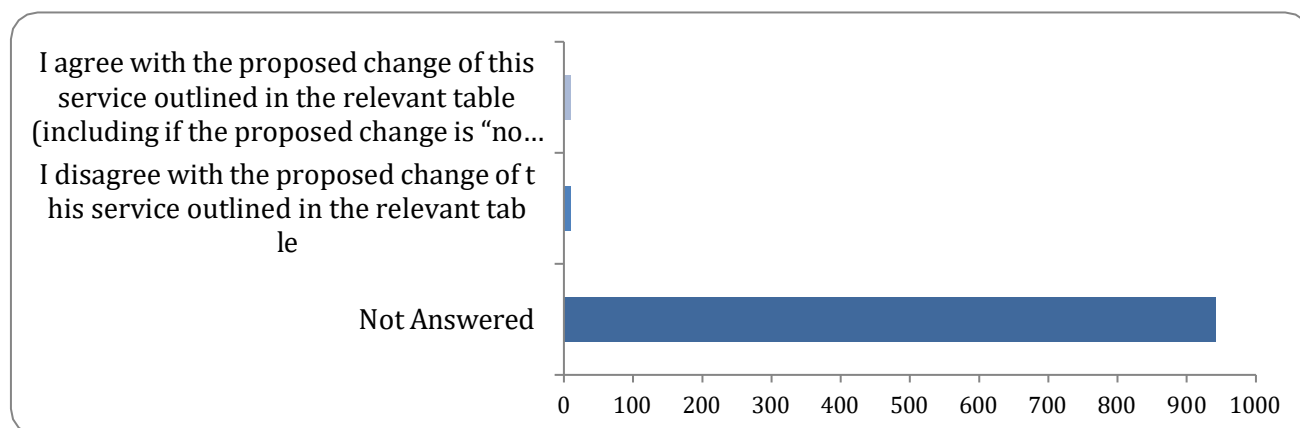
#### If other, please specify

There were 3 responses to this part of the question

#### Do you agree with the ECC proposed change in relation to this service?

##### Agree or disagree with proposal

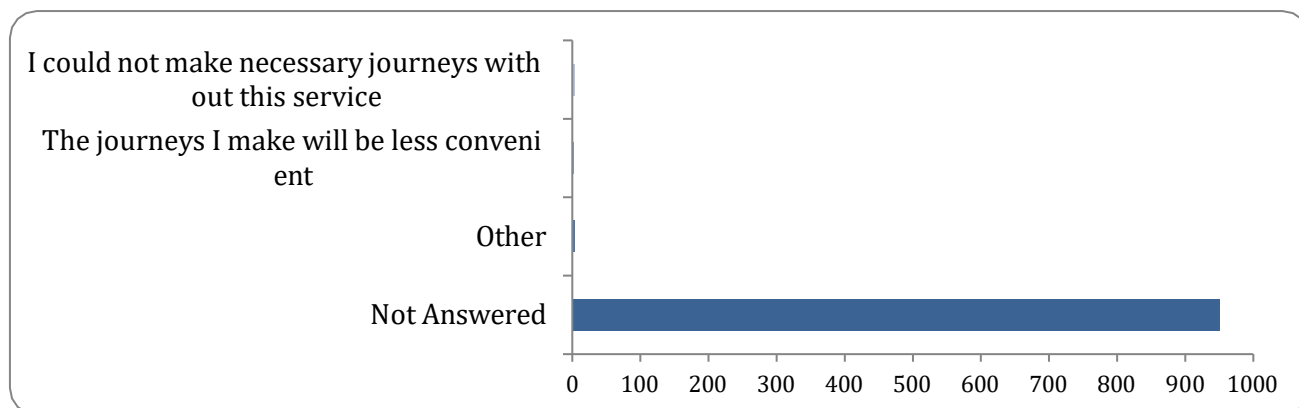
There were 18 responses to this part of the question.



<b>Option</b>	<b>Total</b>	<b>Percent</b>
<b>I agree with the proposed change of this service outlined in the relevant table (including if the proposed change is “no change”)</b>	9	0.94%
<b>I disagree with the proposed change of this service outlined in the relevant table</b>	9	0.94%
<b>Not Answered</b>	941	98.12%

#### Reason of objecting to proposal

There were 8 responses to this part of the question.



Option	Total	Percent
I could not make necessary journeys without this service	3	0.31%
The journeys I make will be less convenient	2	0.21%
Other	3	0.31%
Not Answered	951	99.17%

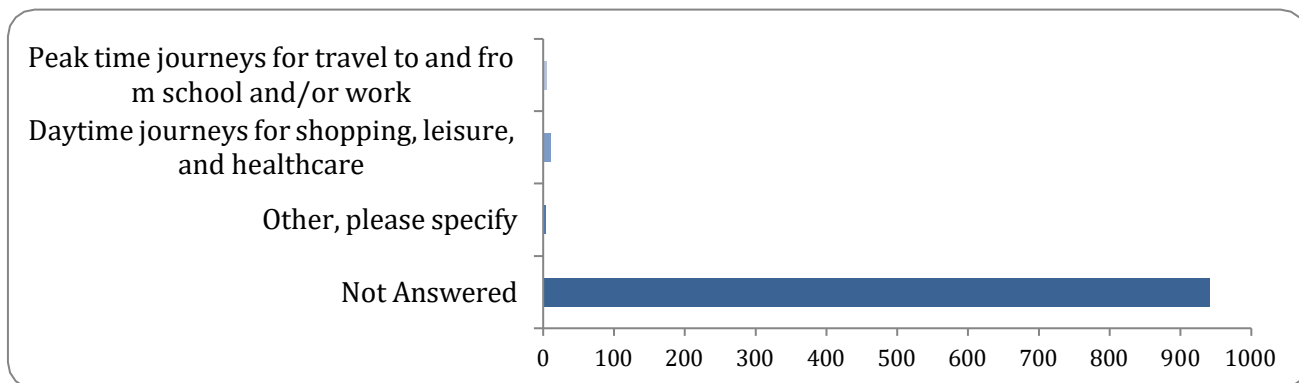
#### If other, please specify

There were 6 responses to this part of the question.

### Which journey/s would you like us to prioritise if we continue to provide this service, select one that applies

#### Which journey to prioritise

There were 18 responses to this part of the question.



Option	Total	Percent
Journeys that carry the most passengers	0	0.00%
Peak time journeys for travel to and from school and/or work	5	0.52%
Daytime journeys for shopping, leisure, and healthcare	10	1.04%
Other, please specify	3	0.31%
Not Answered	941	98.12%

### If other, please specify

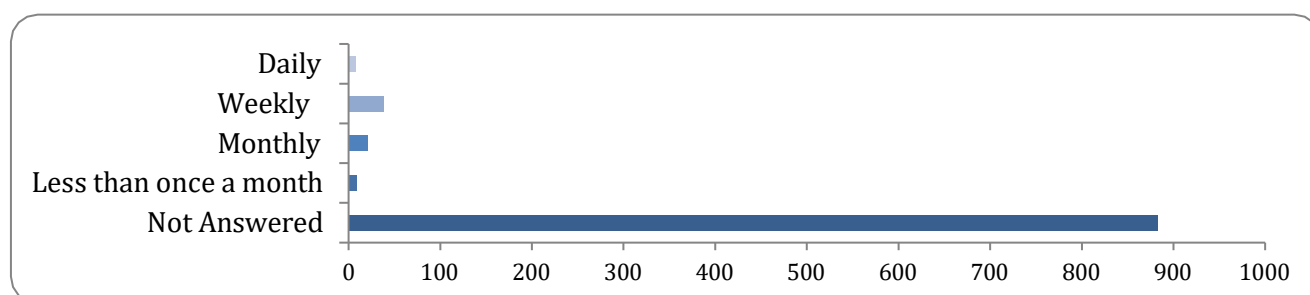
There were 5 responses to this part of the question.

## **Service 17/18 - Great Dunmow/Chelmsford - Tuesday, Thursday, Friday, Saturday only**

Please tell us how often you use this service,  
select one that applies

### Frequency of use

There were 76 responses to this part of the question.

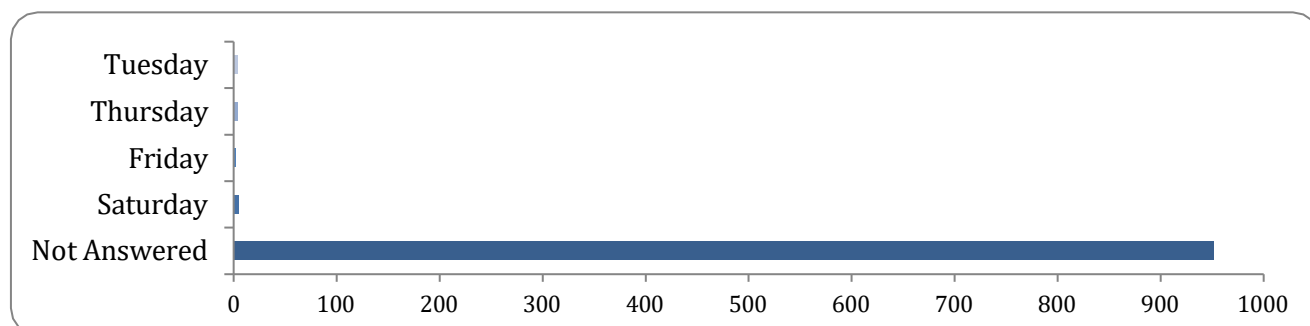


Option	Total	Percent
Daily	8	0.83%
Weekly	38	3.96%
Monthly	21	2.19%
Less than once a month	9	0.94%
Not Answered	883	92.08%

Please specify which day of the week and time of the day you use this service, please select all that apply. (This is a required question)

### Time of travel and day of the week - 06:00 - 09:00

There were 7 responses to this part of the question.

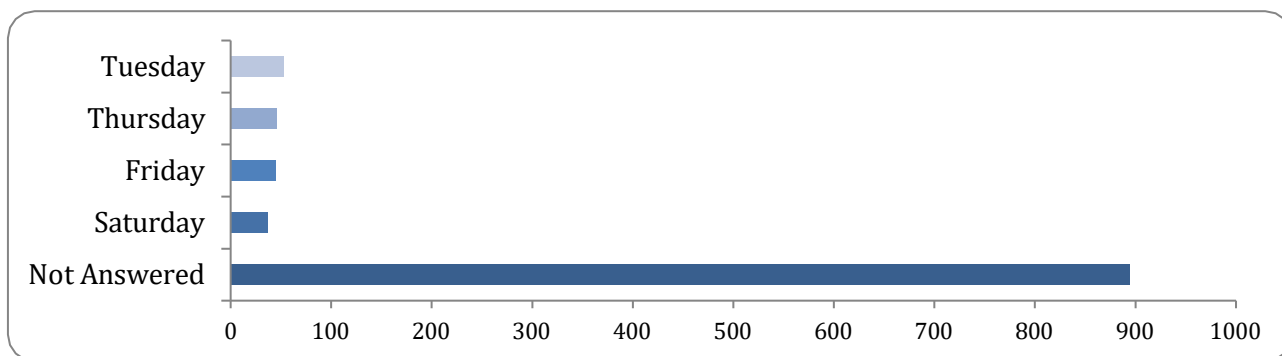




Option	Total	Percent
Tuesday	4	0.42%
Thursday	4	0.42%
Friday	2	0.21%
Saturday	5	0.52%
Not Answered	952	99.27%

#### Time of travel and day of the week - 09:00 - 12:00

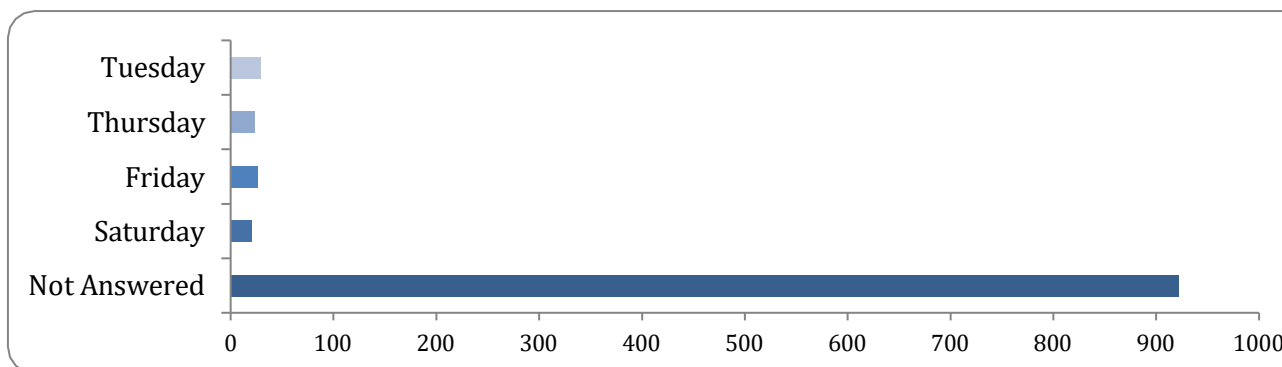
There were 65 responses to this part of the question.



Option	Total	Percent
Tuesday	53	5.53%
Thursday	46	4.80%
Friday	45	4.69%
Saturday	37	3.86%
Not Answered	894	93.22%

#### Time of travel and day of the week - 12:00 - 16:00

There were 37 responses to this part of the question.

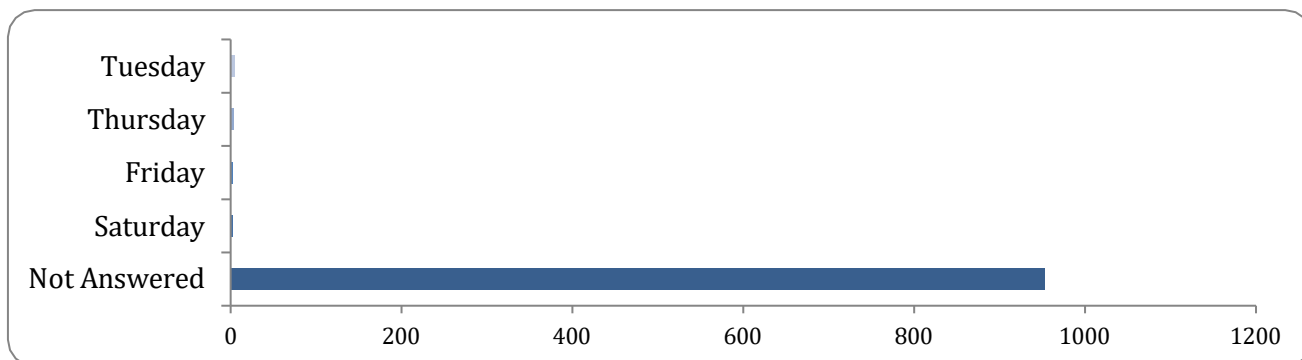


Option	Total	Percent
Tuesday	29	3.02%

<b>Thursday</b>	24	2.50%
<b>Friday</b>	26	2.71%
<b>Saturday</b>	21	2.19%
<b>Not Answered</b>	922	96.14%

#### Time of travel and day of the week - 16:00 - 19:00

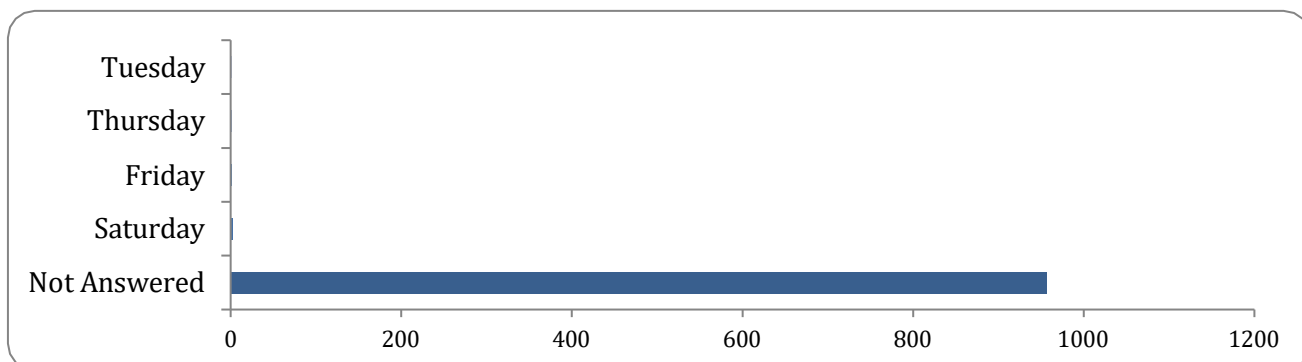
There were 6 responses to this part of the question.



Option	Total	Percent
<b>Tuesday</b>	5	0.52%
<b>Thursday</b>	4	0.42%
<b>Friday</b>	3	0.31%
<b>Saturday</b>	2	0.21%
<b>Not Answered</b>	953	99.37%

#### Time of travel and day of the week - 19:00 onwards

There were 2 responses to this part of the question.



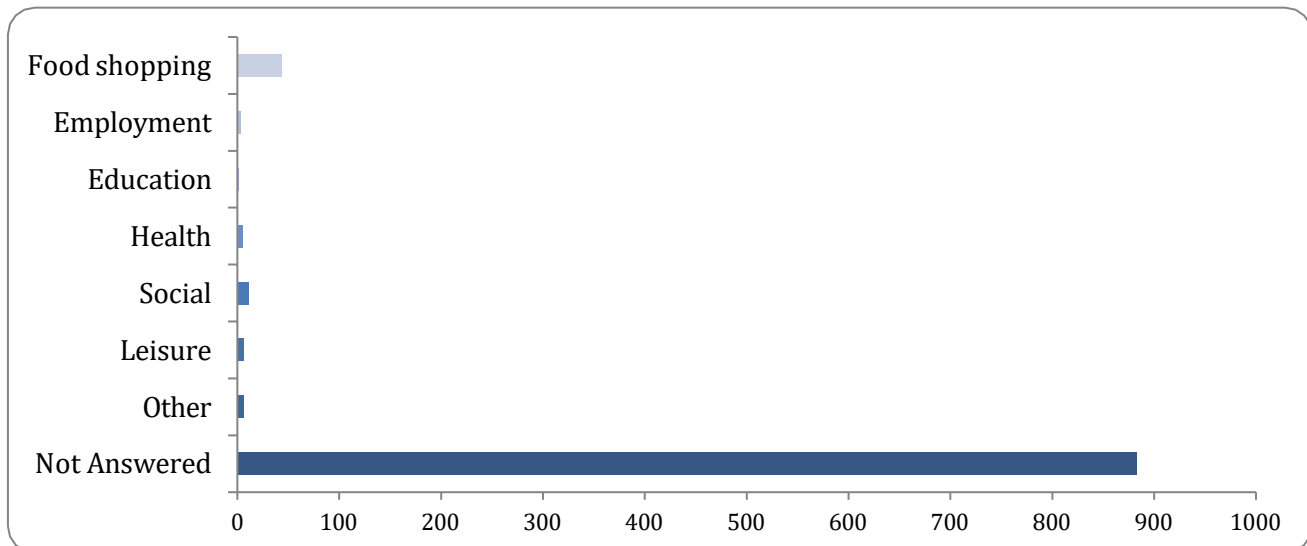
Option	Total	Percent
<b>Tuesday</b>	1	0.10%
<b>Thursday</b>	1	0.10%
<b>Friday</b>	1	0.10%

<b>Saturday</b>	2	0.21%
<b>Not Answered</b>	957	99.79%

### What is the main purpose of your journey/s?

#### Purpose of travel

There were 76 responses to this part of the question.



Option	Total	Percent
<b>Food shopping</b>	44	4.59%
<b>Employment</b>	3	0.31%
<b>Education</b>	1	0.10%
<b>Health</b>	5	0.52%
<b>Social</b>	11	1.15%
<b>Leisure</b>	6	0.63%
<b>Other</b>	6	0.63%
<b>Not Answered</b>	883	92.08%

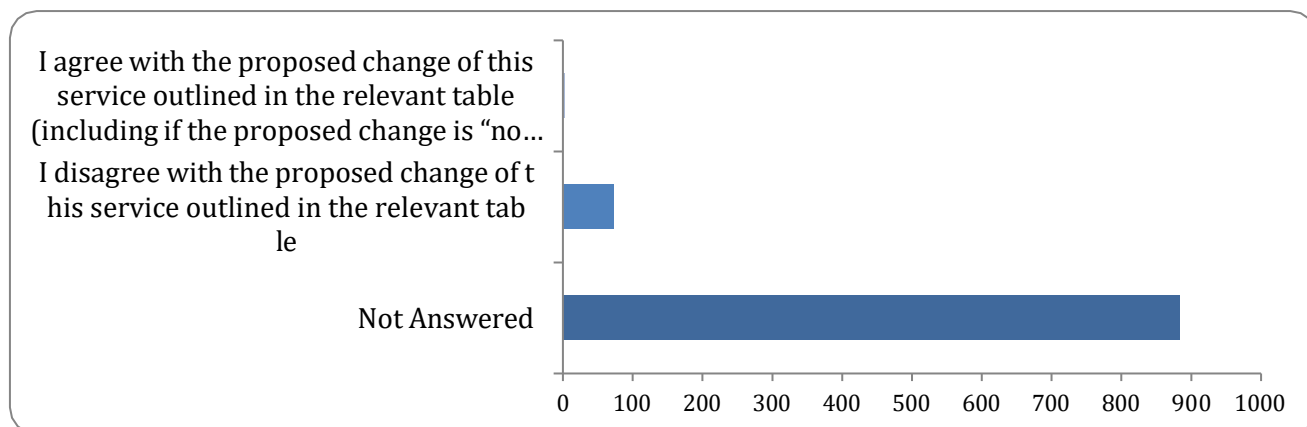
#### If other, please specify

There were 44 responses to this part of the question.

### Do you agree with the ECC proposed change in relation to this service?

#### Agree or disagree with proposal

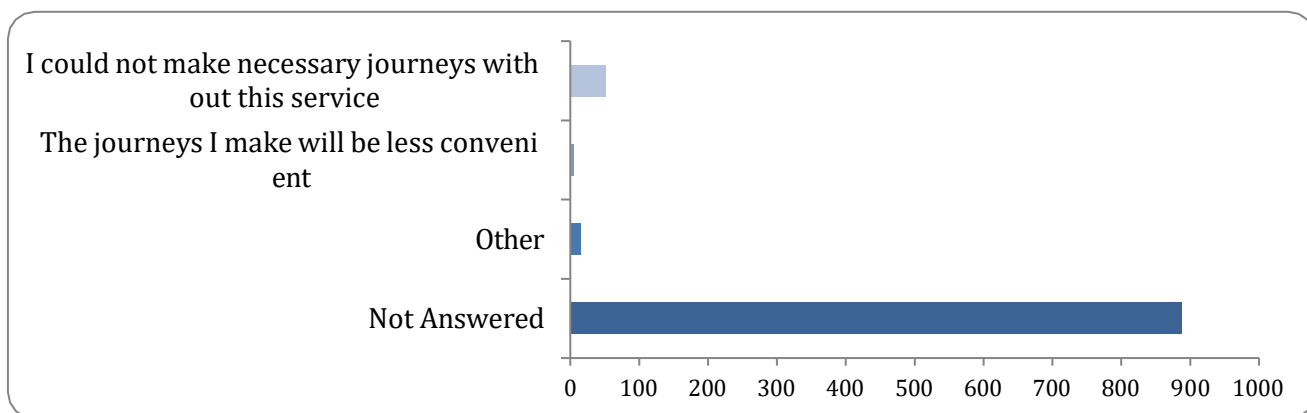
There were 76 responses to this part of the question.



Option	Total	Percent
I agree with the proposed change of this service outlined in the relevant table (including if the proposed change is “no change”)	3	0.31%
I disagree with the proposed change of this service outlined in the relevant table	73	7.61%
Not Answered	883	92.08%

### Reason of objecting to proposal

There were 71 responses to this part of the question.



Option	Total	Percent
I could not make necessary journeys without this service	51	5.32%
The journeys I make will be less convenient	5	0.52%
Other	15	1.56%
Not Answered	888	92.60%

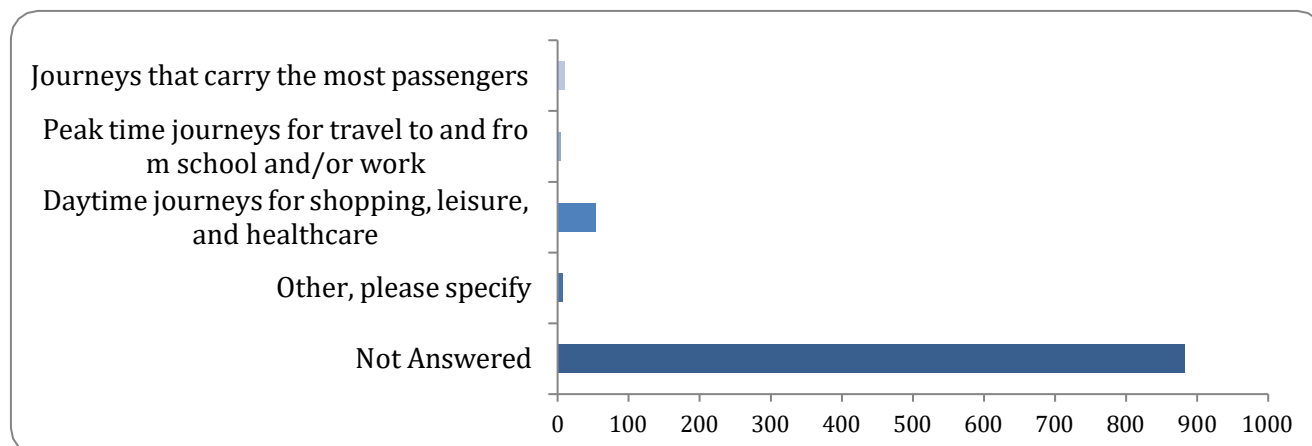
### If other, please specify

There were 36 responses to this part of the question.

## Which journey/s would you like us to prioritise if we continue to provide this service, select one that applies

### Which journey to prioritise

There were 76 responses to this part of the question.



Option	Total	Percent
Journeys that carry the most passengers	10	1.04%
Peak time journeys for travel to and from school and/or work	4	0.42%
Daytime journeys for shopping, leisure, and healthcare	54	5.63%
Other, please specify	8	0.83%
Not Answered	883	92.08%

### If other, please specify

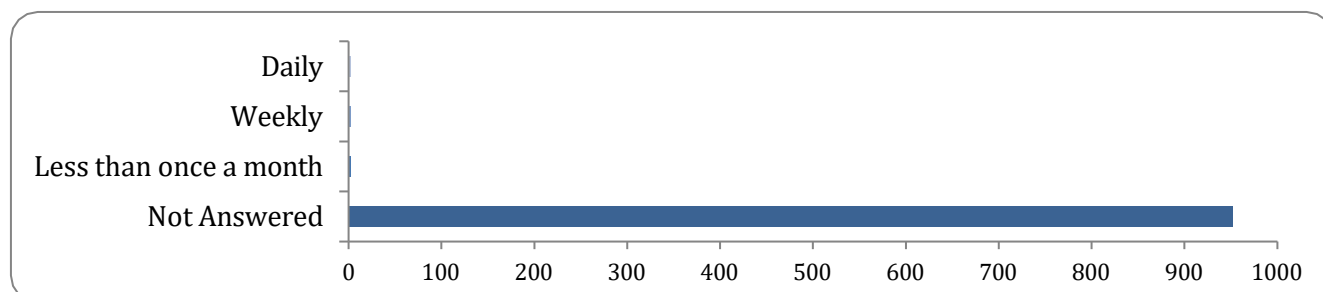
There were 22 responses to this part of the question.

## Service 34 - Saffron Walden/Saffron Walden -Tuesday and Thursday only

## Please tell us how often you use this service, select one that applies

### Frequency of use

There were 7 responses to this part of the question.

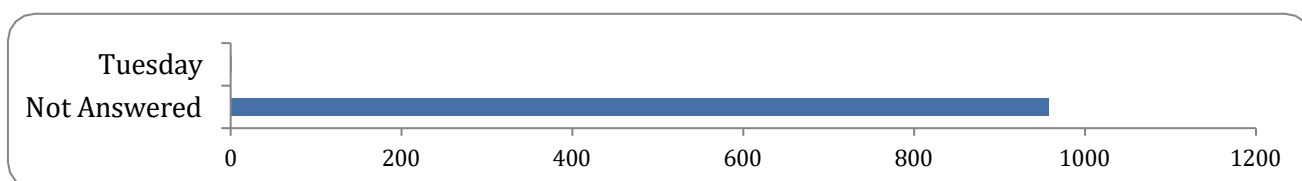


Option	Total	Percent
Daily	2	0.21%
Weekly	2	0.21%
Monthly	0	0.00%
Less than once a month	3	0.31%
Not Answered	952	99.27%

Please specify which day of the week and time of the day you use this service, please select all that apply. (This is a required question)

#### Time of travel and day of the week - 06:00 - 09:00

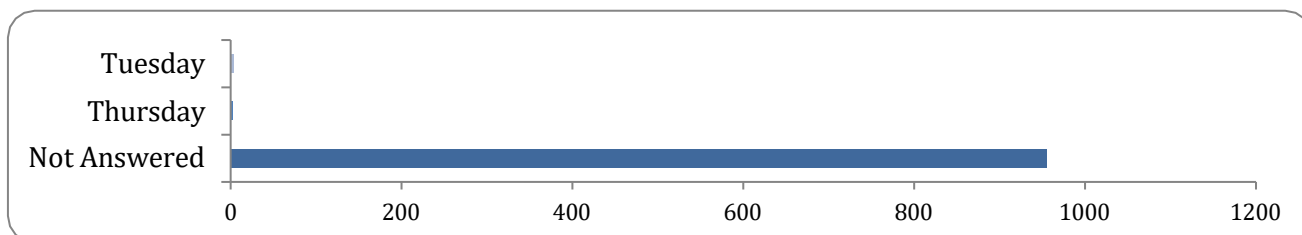
There was 1 response to this part of the question.



Option	Total	Percent
Tuesday	1	0.10%
Thursday	0	0.00%
Not Answered	958	99.90%

#### Time of travel and day of the week - 09:00 - 12:00

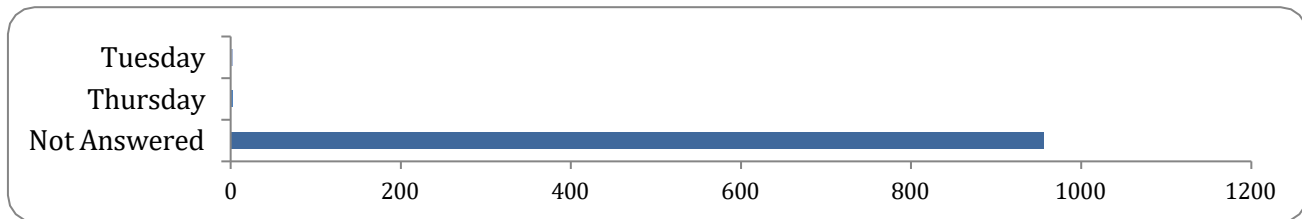
There were 4 responses to this part of the question.



Option	Total	Percent
Tuesday	4	0.42%
Thursday	2	0.21%
Not Answered	955	99.58%

#### Time of travel and day of the week - 12:00 - 16:00

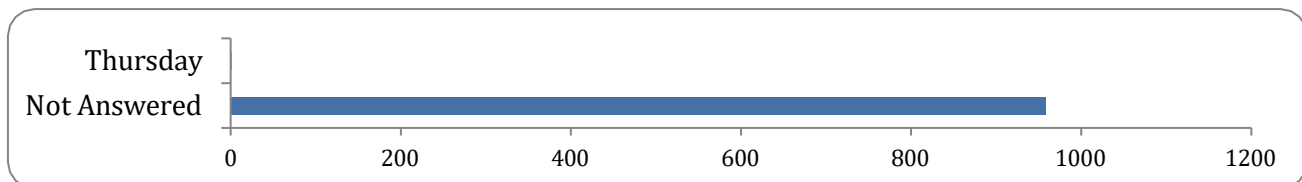
There were 3 responses to this part of the question.



Option	Total	Percent
Tuesday	3	0.31%
Thursday	2	0.21%
Not Answered	956	99.69%

#### Time of travel and day of the week - 16:00 - 19:00


There was 1 response to this part of the question.



Option	Total	Percent
Tuesday	0	0.00%
Thursday	1	0.10%
Not Answered	958	99.90%

#### Time of travel and day of the week - 19:00 onwards

There were 0 responses to this part of the question.

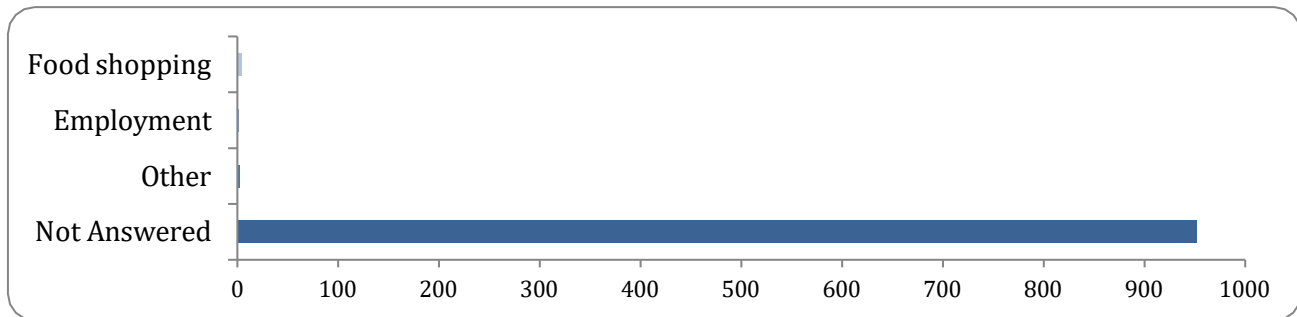


Option	Total	Percent
Tuesday	0	0.00%
Thursday	0	0.00%
Not Answered	959	100.00%

#### What is the main purpose of your journey/s?

##### Purpose of travel

There were 7 responses to this part of the question.



Option	Total	Percent
Food shopping	4	0.42%
Employment	1	0.10%
Education	0	0.00%
Health	0	0.00%
Social	0	0.00%
Leisure	0	0.00%
Other	2	0.21%
Not Answered	952	99.27%

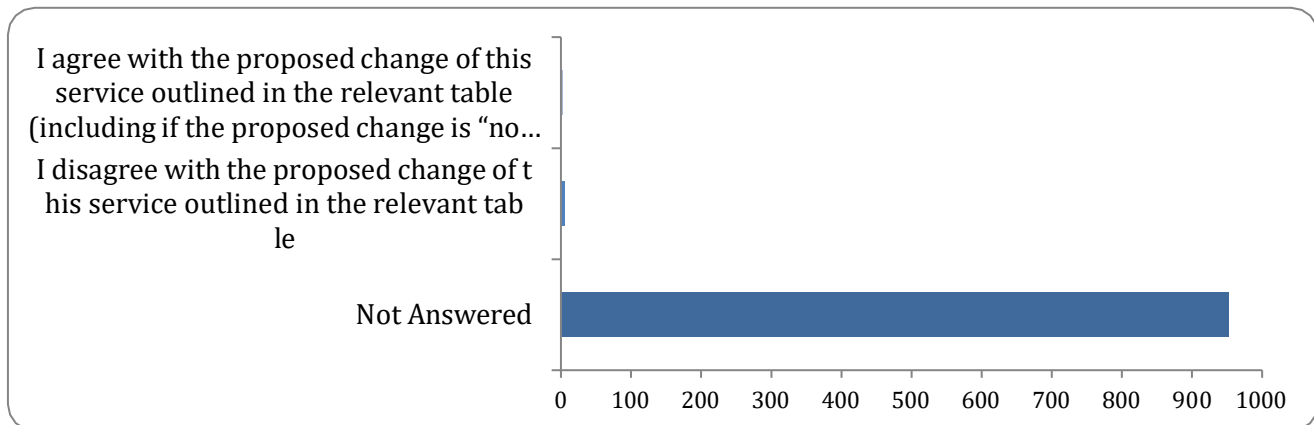
**If other, please specify**

There were 3 responses to this part of the question.

### Do you agree with the ECC proposed change in relation to this service?

#### Agree or disagree with proposal

There were 7 responses to this part of the question.



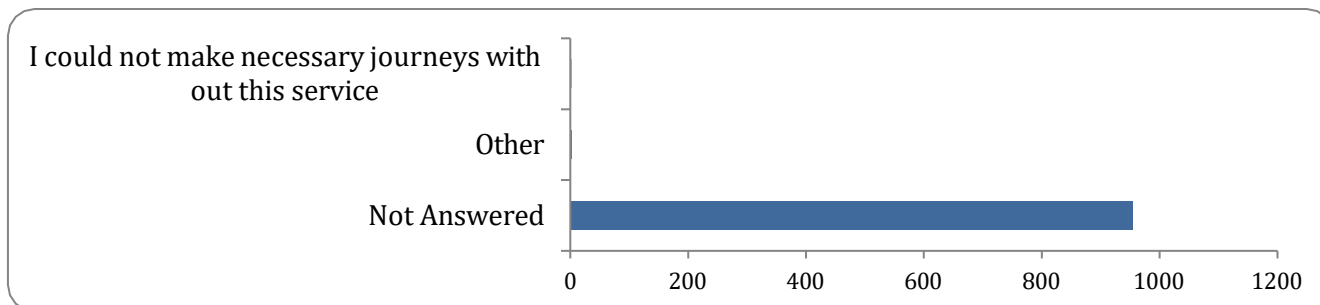
Option	Total	Percent
I agree with the proposed change of this service outlined in the relevant table (including if the proposed change is “no change”)	2	0.21%



<b>I disagree with the proposed change of this service outlined in the relevant table</b>	5	0.52%
<b>Not Answered</b>	952	99.27%

### Reason of objecting to proposal

There were 4 responses to this part of the question.



Option	Total	Percent
<b>I could not make necessary journeys without this service</b>	2	0.21%
<b>The journeys I make will be less convenient</b>	0	0.00%
<b>Other</b>	2	0.21%
<b>Not Answered</b>	955	99.58%

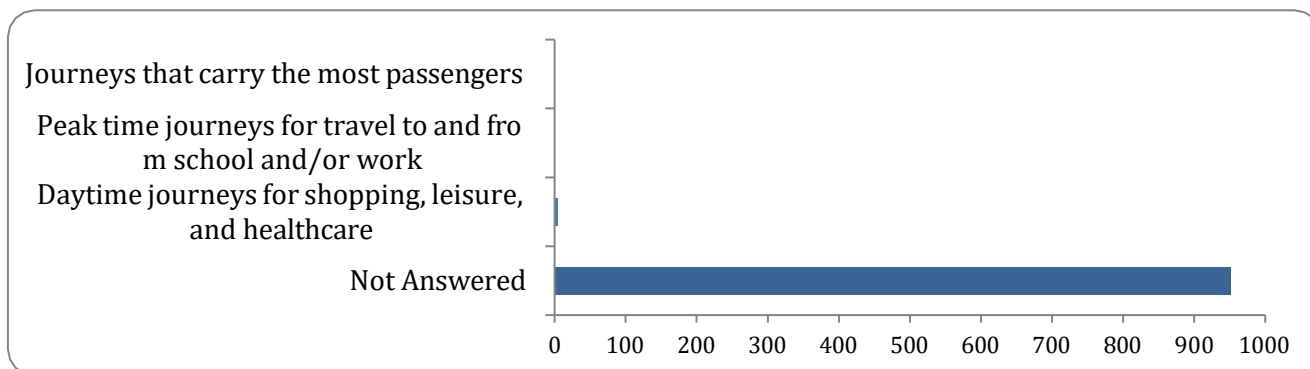
### If other, please specify

There were 3 responses to this part of the question.

**Which journey/s would you like us to prioritise if we continue to provide this service, select one that applies**

### Which journey to prioritise

There were 7 responses to this part of the question.



Option	Total	Percent
Journeys that carry the most passengers	1	0.10%
Peak time journeys for travel to and from school and/or work	1	0.10%
Daytime journeys for shopping, leisure, and healthcare	5	0.52%
Other, please specify	0	0.00%
Not Answered	952	99.27%

If other, please specify

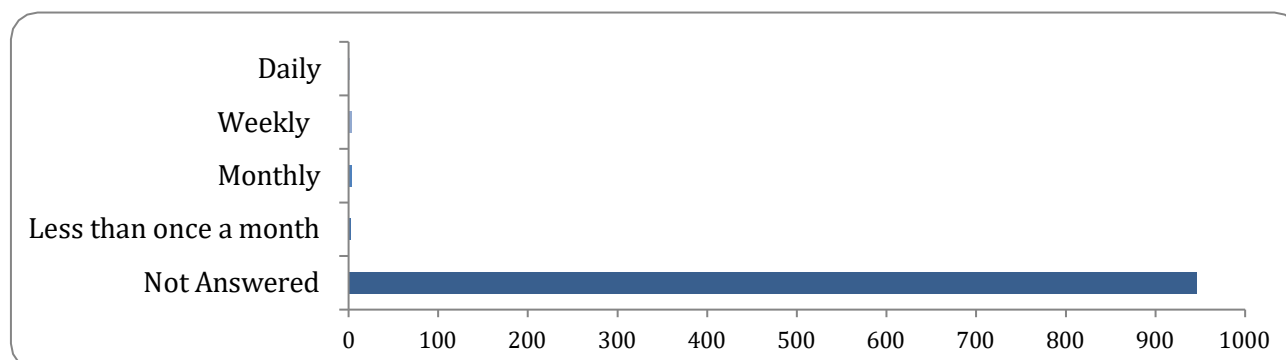
There were 2 responses to this part of the question.

### **Service 305/315/325 - Bishops Stortford/Stansted Airport - Monday to Saturday**

Please tell us how often you use this service,  
select one that applies

Frequency of use

There were 13 responses to this part of the question.

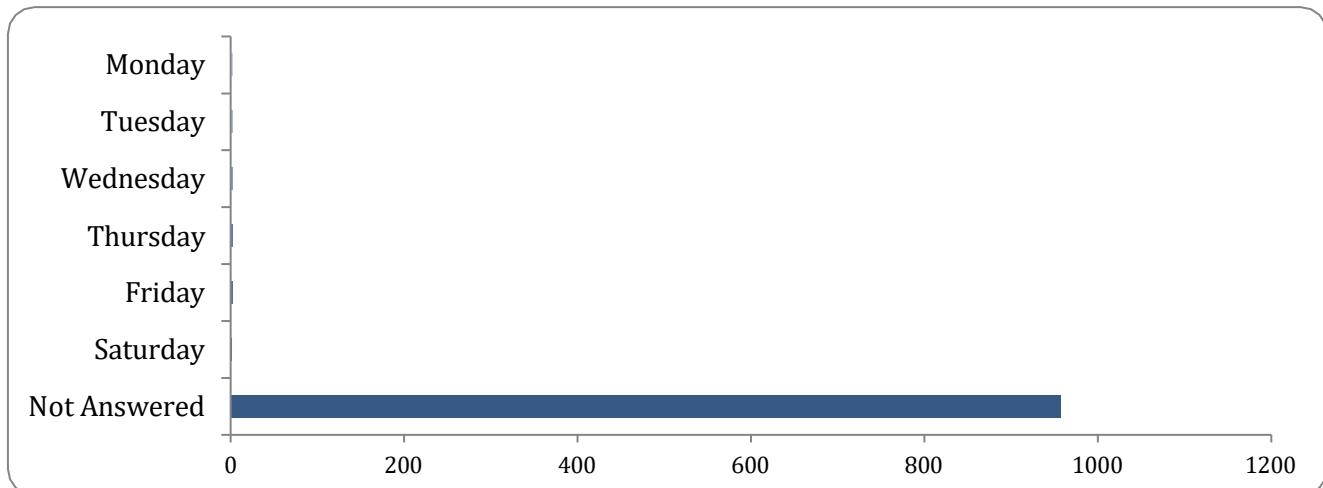


Option	Total	Percent
Daily	2	0.21%
Weekly	4	0.42%
Monthly	4	0.42%
Less than once a month	3	0.31%
Not Answered	946	98.64%

Please specify which day of the week and time of the day you use this service, please  
select all that apply. (This is a required question)

Time of travel and day of the week - 06:00 - 09:00

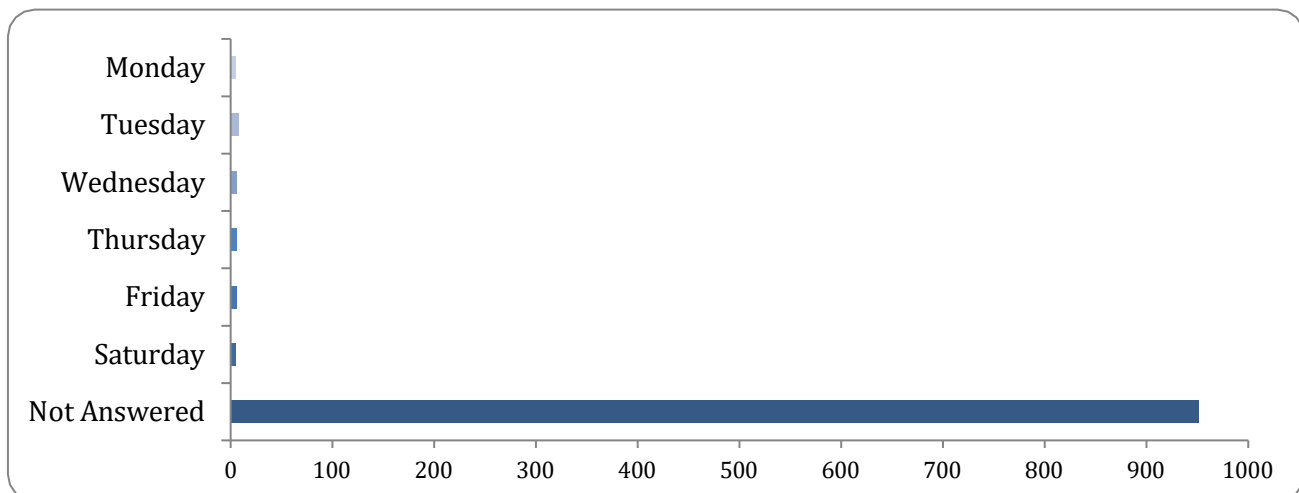
There were 2 responses to this part of the question.



Option	Total	Percent
Monday	2	0.21%
Tuesday	2	0.21%
Wednesday	2	0.21%
Thursday	2	0.21%
Friday	2	0.21%
Saturday	1	0.10%
Not Answered	957	99.79%

#### Time of travel and day of the week - 09:00 - 12:00

There were 8 responses to this part of the question.

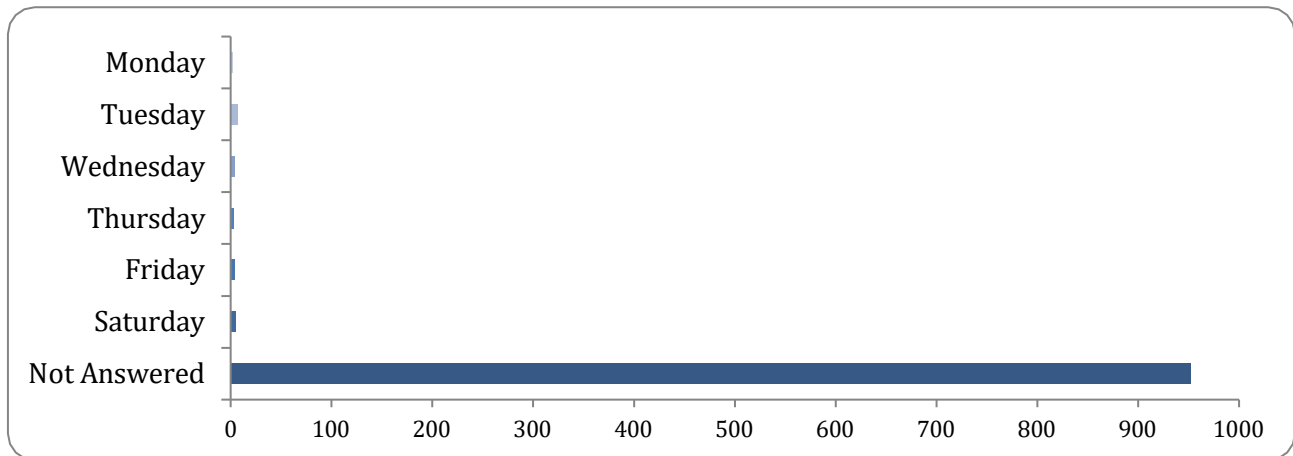


Option	Total	Percent
Monday	5	0.52%
Tuesday	8	0.83%
Wednesday	6	0.63%

<b>Thursday</b>	6	0.63%
<b>Friday</b>	6	0.63%
<b>Saturday</b>	5	0.52%
<b>Not Answered</b>	951	99.17%

#### Time of travel and day of the week - 12:00 - 16:00

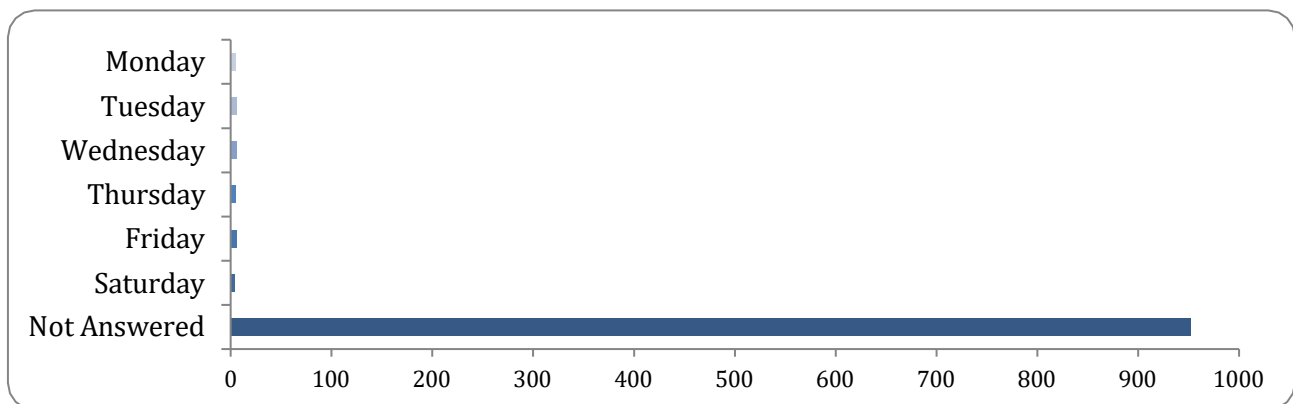
There were 7 responses to this part of the question.



<b>Option</b>	<b>Total</b>	<b>Percent</b>
<b>Monday</b>	2	0.21%
<b>Tuesday</b>	7	0.73%
<b>Wednesday</b>	4	0.42%
<b>Thursday</b>	3	0.31%
<b>Friday</b>	4	0.42%
<b>Saturday</b>	5	0.52%
<b>Not Answered</b>	952	99.27%

#### Time of travel and day of the week - 16:00 - 19:00

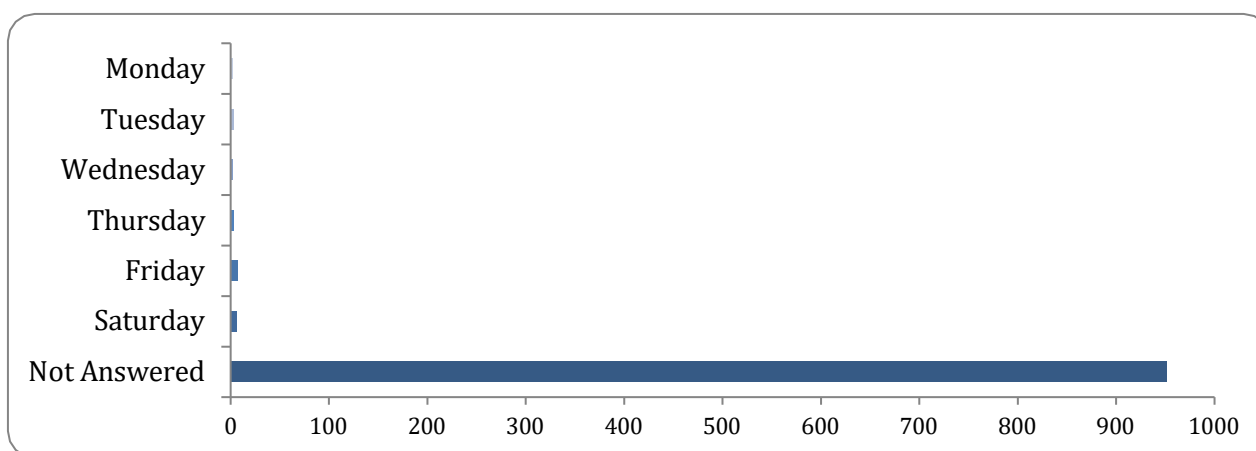
There were 7 responses to this part of the question.



Option	Total	Percent
Monday	5	0.52%
Tuesday	6	0.63%
Wednesday	6	0.63%
Thursday	5	0.52%
Friday	6	0.63%
Saturday	4	0.42%
Not Answered	952	99.27%

#### Time of travel and day of the week - 19:00 onwards

There were 7 responses to this part of the question.

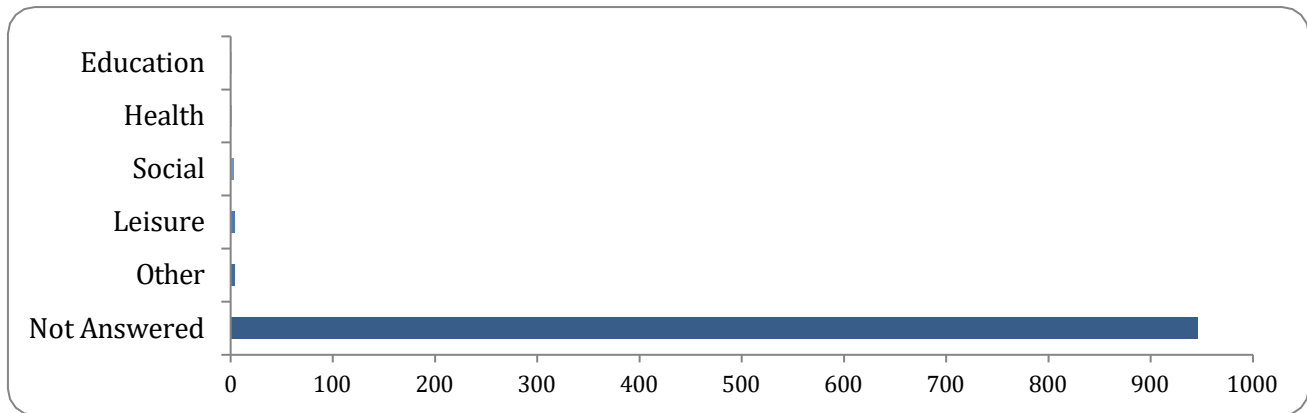


Option	Total	Percent
Monday	2	0.21%
Tuesday	3	0.31%
Wednesday	2	0.21%
Thursday	3	0.31%
Friday	7	0.73%
Saturday	6	0.63%
Not Answered	952	99.27%

#### What is the main purpose of your journey/s?

##### Purpose of travel

There were 13 responses to this part of the question.



Option	Total	Percent
Food shopping	0	0.00%
Employment	0	0.00%
Education	1	0.10%
Health	1	0.10%
Social	3	0.31%
Leisure	4	0.42%
Other	4	0.42%
Not Answered	946	98.64%

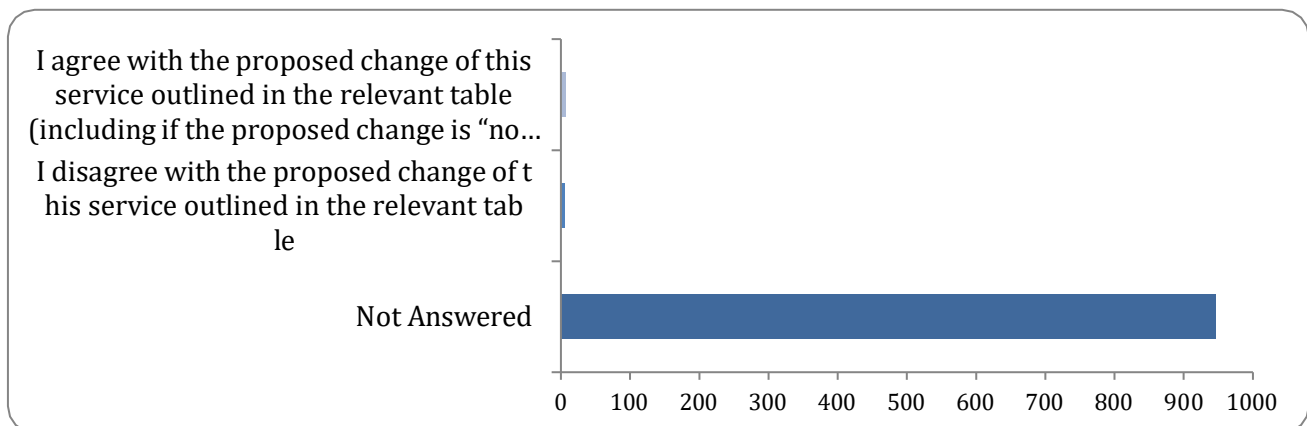
#### If other, please specify

There were 5 responses to this part of the question.

#### Do you agree with the ECC proposed change in relation to this service?

##### Agree or disagree with proposal

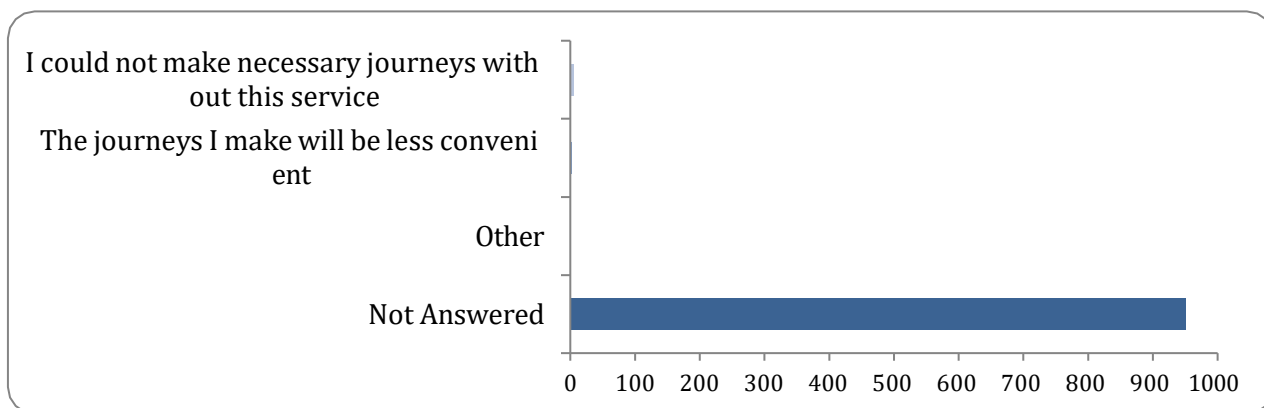
There were 13 responses to this part of the question.



Option	Total	Percent
I agree with the proposed change of this service outlined in the relevant table (including if the proposed change is "no change")	7	0.73%
I disagree with the proposed change of this service outlined in the relevant table	6	0.63%
Not Answered	946	98.64%

### Reason of objecting to proposal

There were 8 responses to this part of the question.



Option	Total	Percent
I could not make necessary journeys without this service	5	0.52%
The journeys I make will be less convenient	2	0.21%
Other	1	0.10%
Not Answered	951	99.17%

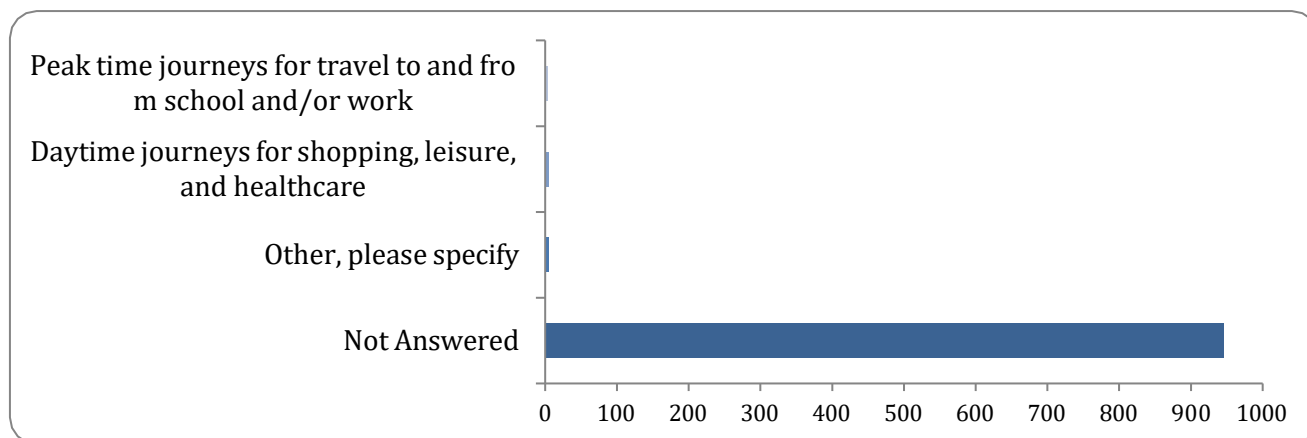
### If other, please specify

There were 3 responses to this part of the question.

**Which journey/s would you like us to prioritise if we continue to provide this service, select one that applies**

### Which journey to prioritise

There were 13 responses to this part of the question.



Option	Total	Percent
Journeys that carry the most passengers	0	0.00%
Peak time journeys for travel to and from school and/or work	3	0.31%
Daytime journeys for shopping, leisure, and healthcare	5	0.52%
Other, please specify	5	0.52%
Not Answered	946	98.64%

#### If other, please specify

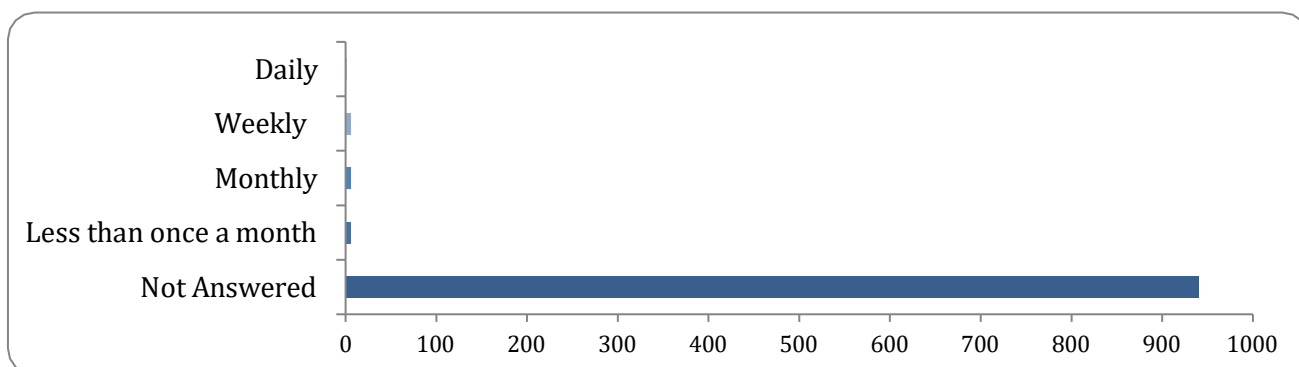
There were 6 responses to this part of the question.

### Service 313/314 - Great Dunmow /Saffron Walden - Monday to Saturday

Please tell us how often you use this service,  
select one that applies

#### Frequency of use

There were 19 responses to this part of the question.



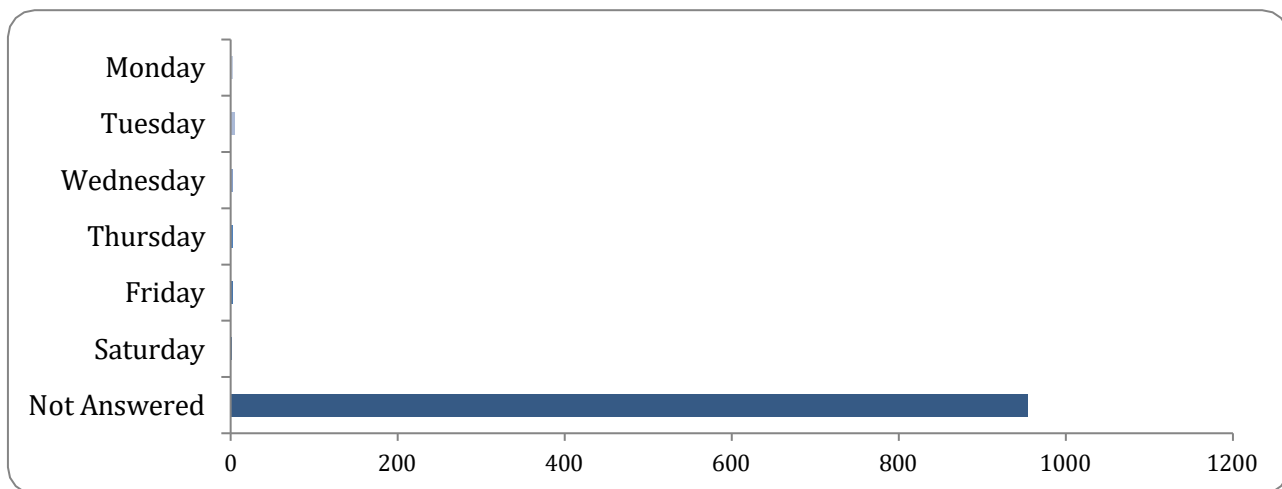


Option	Total	Percent
Daily	1	0.10%
Weekly	6	0.63%
Monthly	6	0.63%
Less than once a month	6	0.63%
Not Answered	940	98.02%

Please specify which day of the week and time of the day you use this service, please select all that apply. (This is a required question)

**Time of travel and day of the week - 06:00 - 09:00**

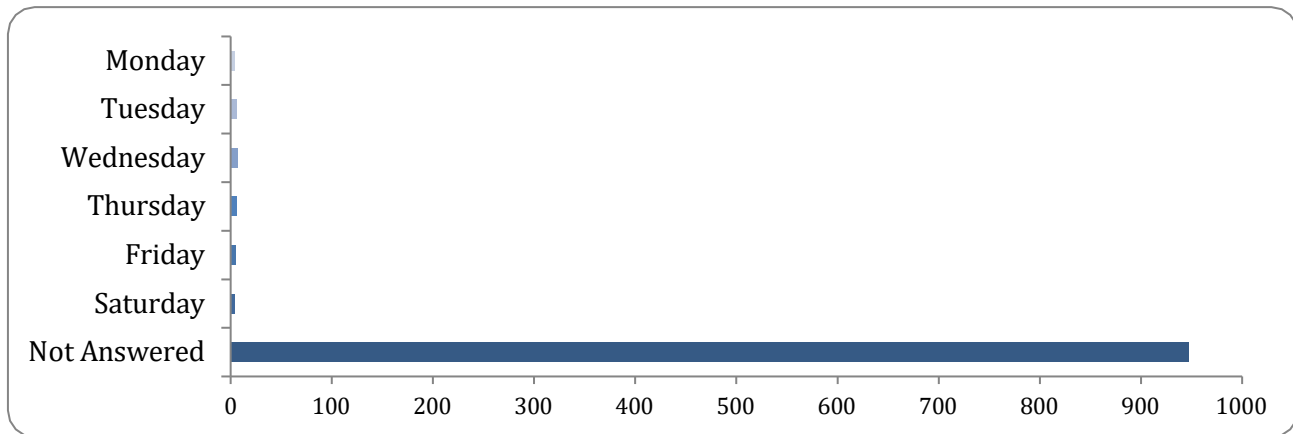
There were 5 responses to this part of the question.



Option	Total	Percent
Monday	3	0.31%
Tuesday	5	0.52%
Wednesday	3	0.31%
Thursday	3	0.31%
Friday	3	0.31%
Saturday	1	0.10%
Not Answered	954	99.48%

**Time of travel and day of the week - 09:00 - 12:00**

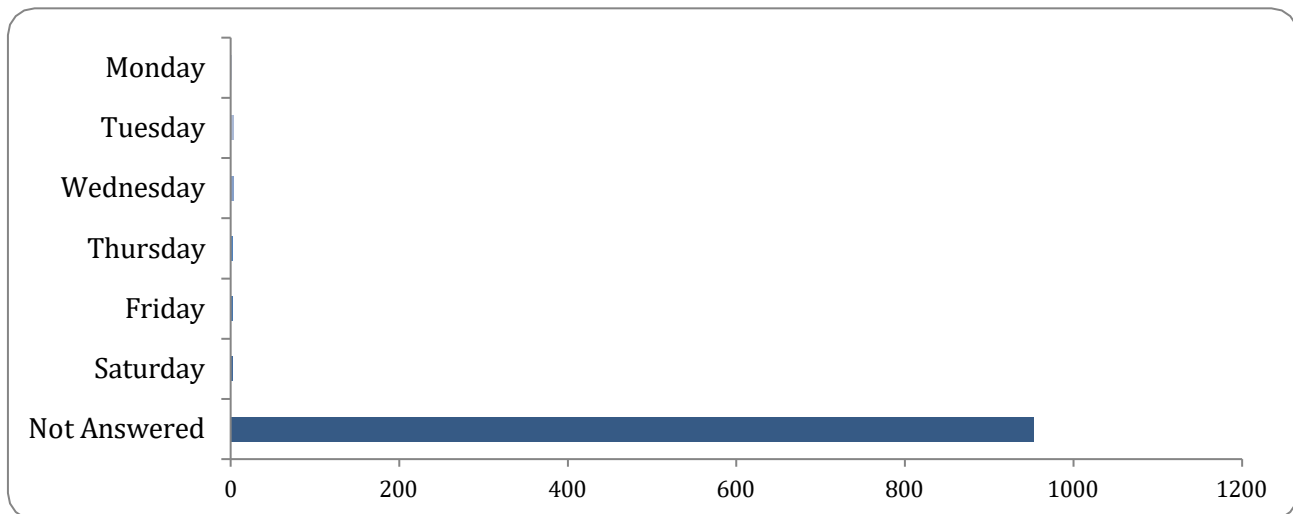
There were 12 responses to this part of the question.



Option	Total	Percent
Monday	4	0.42%
Tuesday	6	0.63%
Wednesday	7	0.73%
Thursday	6	0.63%
Friday	5	0.52%
Saturday	4	0.42%
Not Answered	947	98.75%

#### Time of travel and day of the week - 12:00 - 16:00

There were 6 responses to this part of the question.

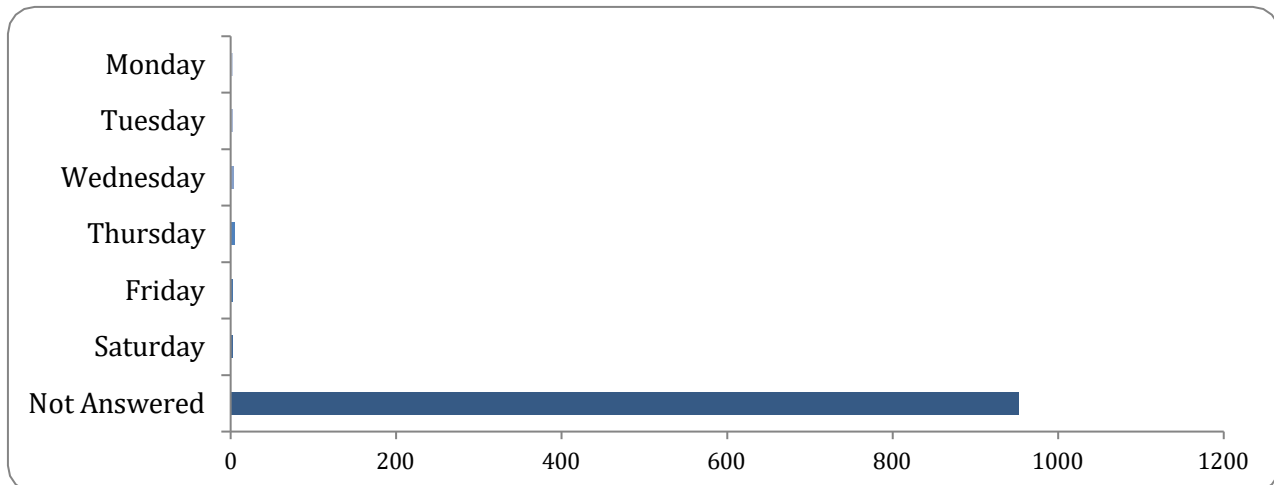


Option	Total	Percent
Monday	2	0.21%
Tuesday	4	0.42%
Wednesday	4	0.42%
Thursday	3	0.31%

<b>Friday</b>	3	0.31%
<b>Saturday</b>	3	0.31%
<b>Not Answered</b>	953	99.37%

#### Time of travel and day of the week - 16:00 - 19:00

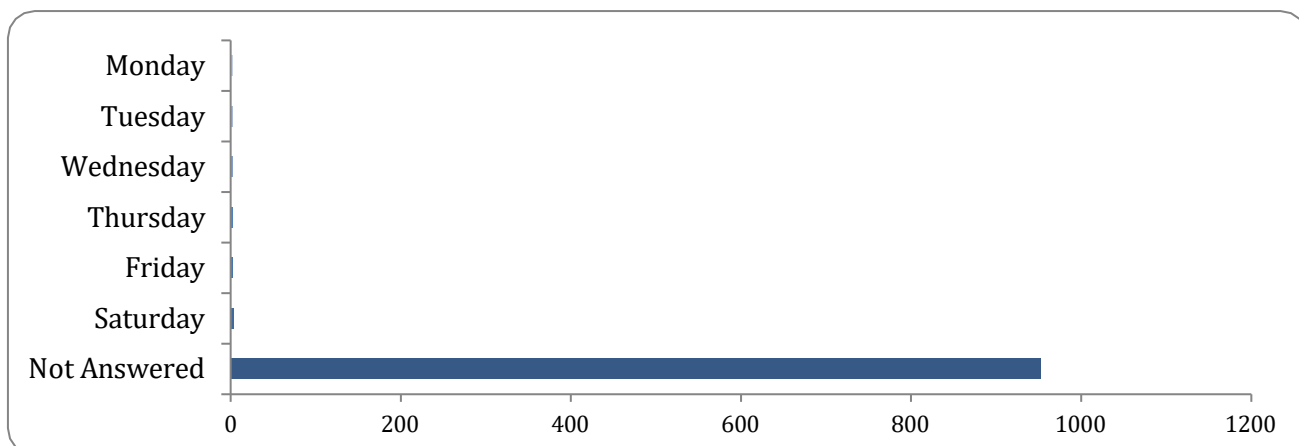
There were 6 responses to this part of the question.



Option	Total	Percent
<b>Monday</b>	3	0.31%
<b>Tuesday</b>	3	0.31%
<b>Wednesday</b>	4	0.42%
<b>Thursday</b>	5	0.52%
<b>Friday</b>	3	0.31%
<b>Saturday</b>	3	0.31%
<b>Not Answered</b>	953	99.37%

#### Time of travel and day of the week - 19:00 onwards

There were 6 responses to this part of the question.

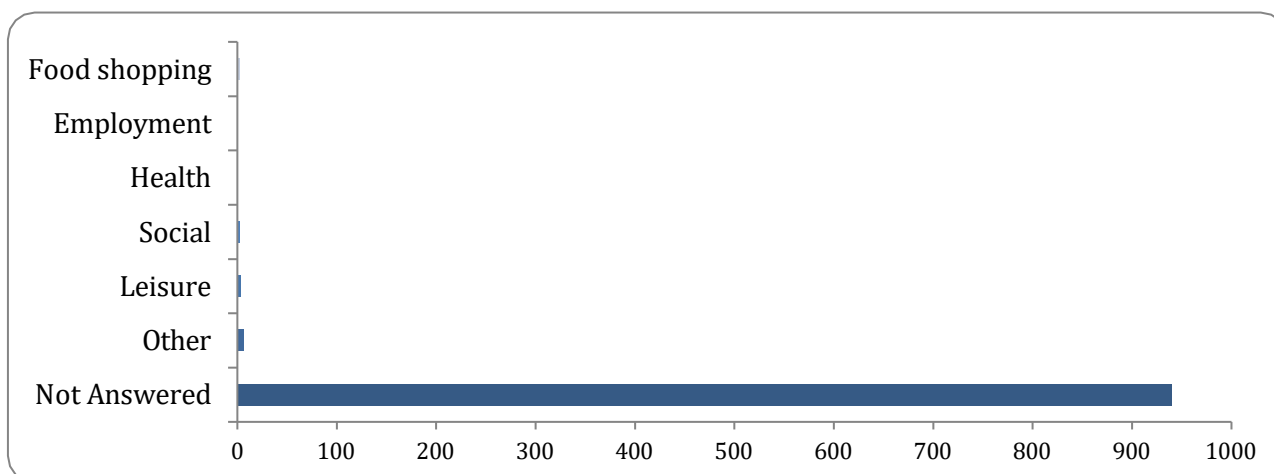


Option	Total	Percent
Monday	2	0.21%
Tuesday	3	0.31%
Wednesday	3	0.31%
Thursday	3	0.31%
Friday	2	0.21%
Saturday	4	0.42%
Not Answered	953	99.37%

### What is the main purpose of your journey/s?

#### Purpose of travel

There were 19 responses to this part of the question.



Option	Total	Percent
Food shopping	3	0.31%
Employment	1	0.10%
Education	0	0.00%
Health	1	0.10%
Social	3	0.31%
Leisure	4	0.42%
Other	7	0.73%
Not Answered	940	98.02%

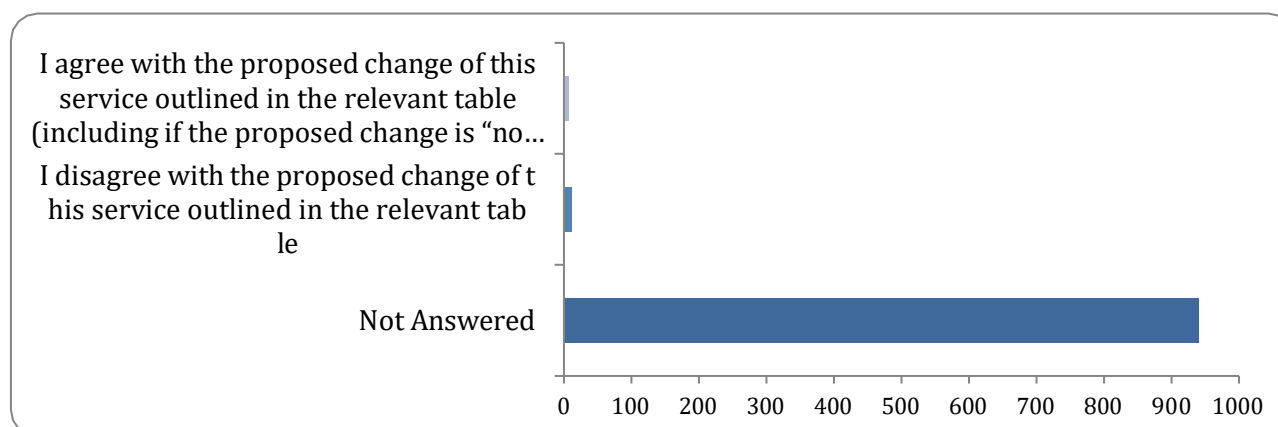
#### If other, please specify

There were 9 responses to this part of the question.

### Do you agree with the ECC proposed change in relation to this service?

#### Agree or disagree with proposal

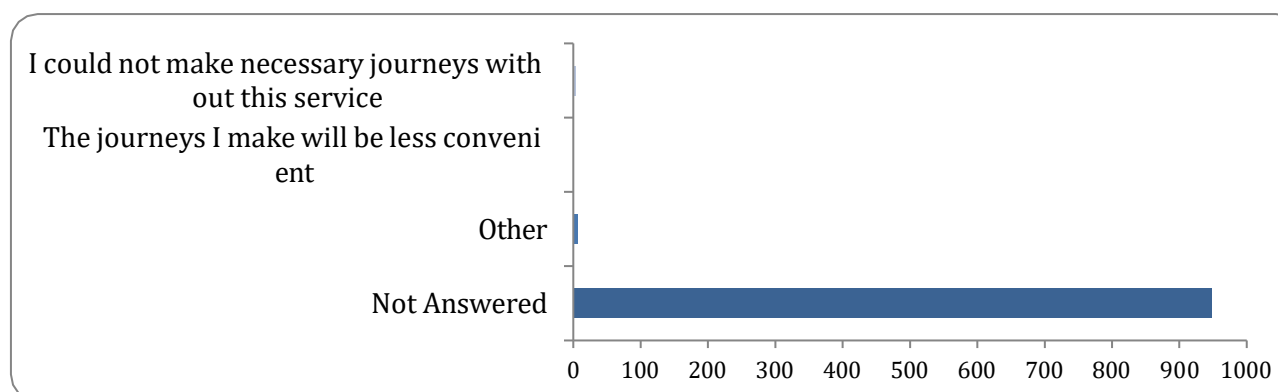
There were 19 responses to this part of the question.



Option	Total	Percent
I agree with the proposed change of this service outlined in the relevant table (including if the proposed change is “no change”)	7	0.73%
I disagree with the proposed change of this service outlined in the relevant table	12	1.25%
Not Answered	940	98.02%

### Reason of objecting to proposal

There were 11 responses to this part of the question.



Option	Total	Percent
I could not make necessary journeys without this service	3	0.31%
The journeys I make will be less convenient	1	0.10%
Other	7	0.73%
Not Answered	948	98.85%

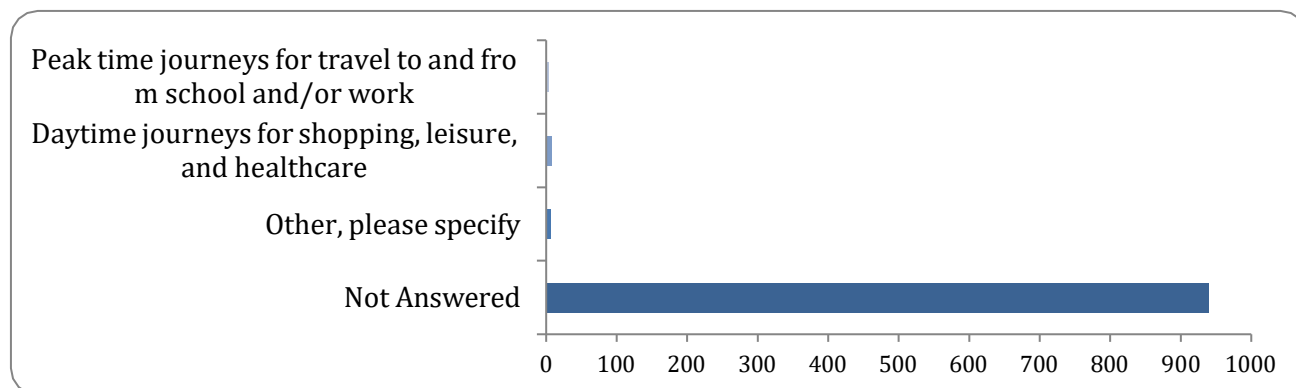
### If other, please specify

There were 12 responses to this part of the question.

**Which journey/s would you like us to prioritise if we continue to provide this service, select one that applies**

**Which journey to prioritise**

There were 19 responses to this part of the question.



Option	Total	Percent
Journeys that carry the most passengers	0	0.00%
Peak time journeys for travel to and from school and/or work	4	0.42%
Daytime journeys for shopping, leisure, and healthcare	8	0.83%
Other, please specify	7	0.73%
Not Answered	940	98.02%

**If other, please specify**

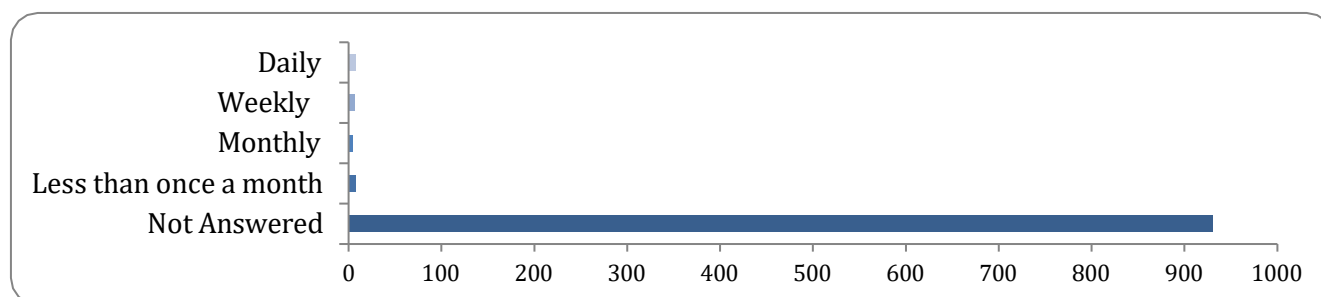
There were 11 responses to this part of the question.

**Service 316/318 - Stansted Airport/Saffron Walden - Monday to Saturday**

**Please tell us how often you use this service, select one that applies**

**Frequency of use**

There were 28 responses to this part of the question.

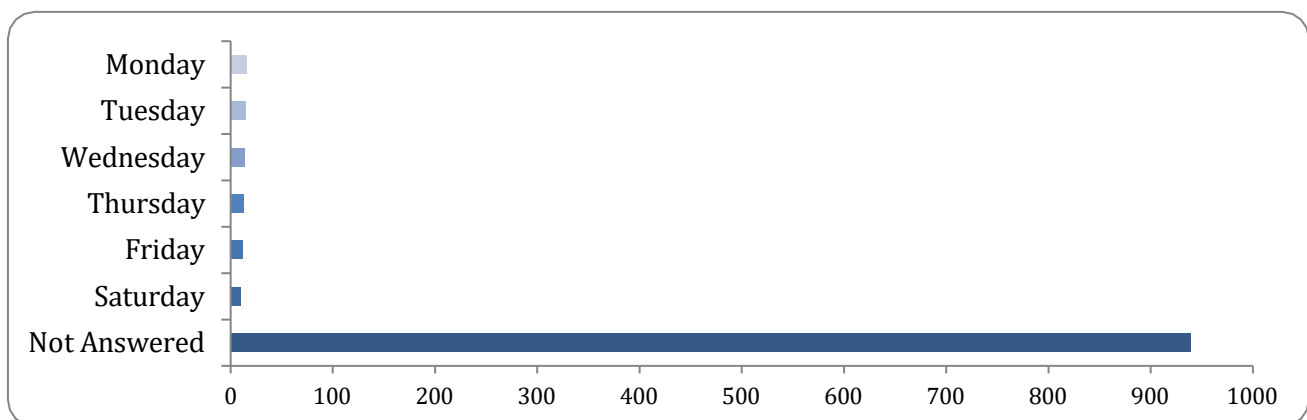


Option	Total	Percent
Daily	8	0.83%
Weekly	7	0.73%
Monthly	5	0.52%
Less than once a month	8	0.83%
Not Answered	931	97.08%

Please specify which day of the week and time of the day you use this service, please select all that apply. (This is a required question)

**Time of travel and day of the week - 06:00 - 09:00**

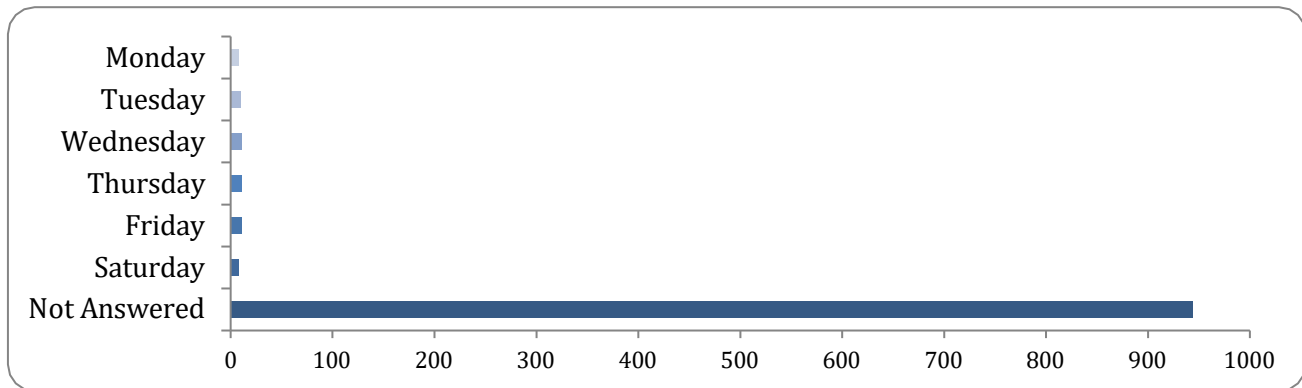
There were 20 responses to this part of the question.



Option	Total	Percent
Monday	16	1.67%
Tuesday	15	1.56%
Wednesday	14	1.46%
Thursday	13	1.36%
Friday	12	1.25%
Saturday	10	1.04%
Not Answered	939	97.91%

**Time of travel and day of the week - 09:00 - 12:00**

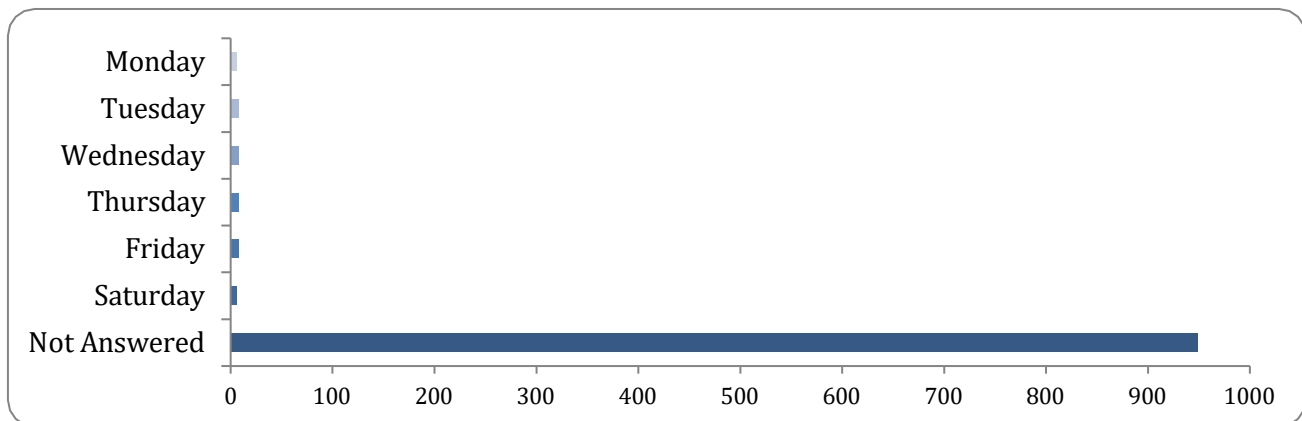
There were 15 responses to this part of the question.



Option	Total	Percent
Monday	8	0.83%
Tuesday	10	1.04%
Wednesday	11	1.15%
Thursday	11	1.15%
Friday	11	1.15%
Saturday	8	0.83%
Not Answered	944	98.44%

#### Time of travel and day of the week - 12:00 - 16:00

There were 10 responses to this part of the question.

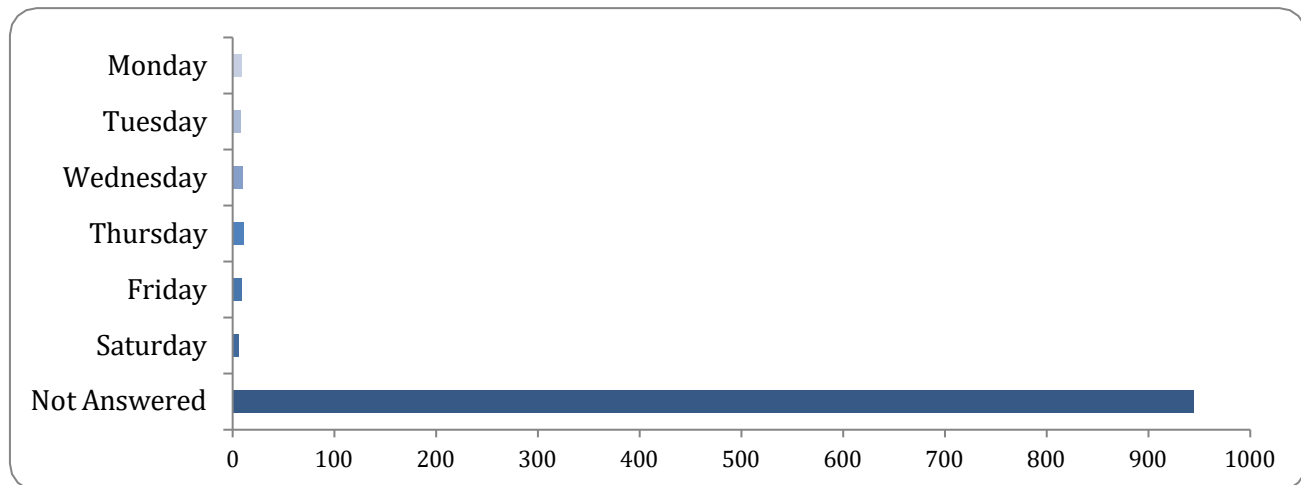


Option	Total	Percent
Monday	6	0.63%
Tuesday	8	0.83%
Wednesday	8	0.83%
Thursday	8	0.83%
Friday	8	0.83%
Saturday	6	0.63%
Not Answered	949	98.96%



### Time of travel and day of the week - 16:00 - 19:00

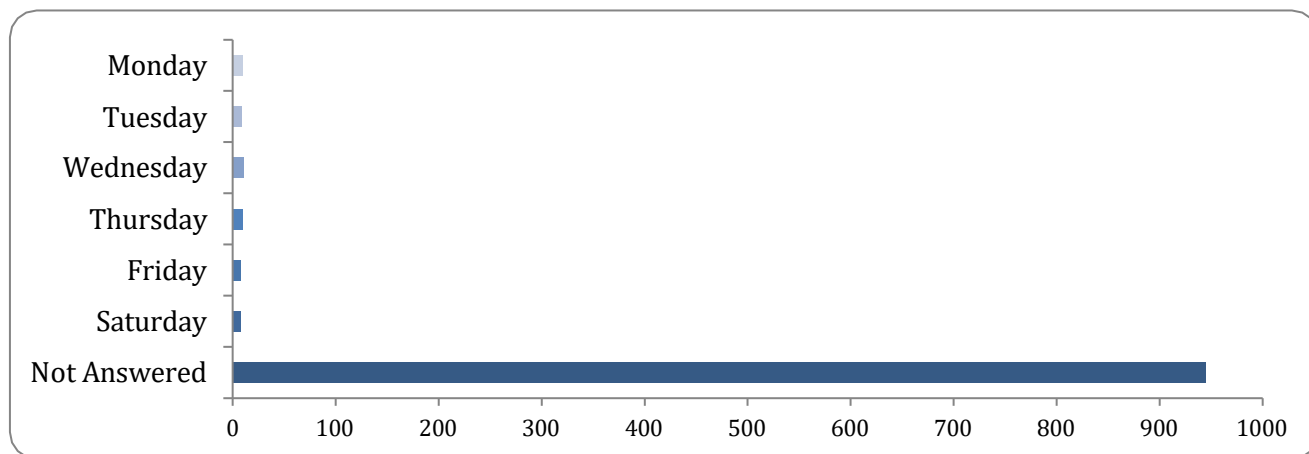
There were 14 responses to this part of the question.



Option	Total	Percent
Monday	9	0.94%
Tuesday	8	0.83%
Wednesday	10	1.04%
Thursday	11	1.15%
Friday	9	0.94%
Saturday	6	0.63%
Not Answered	945	98.54%

### Time of travel and day of the week - 19:00 onwards

There were 14 responses to this part of the question.



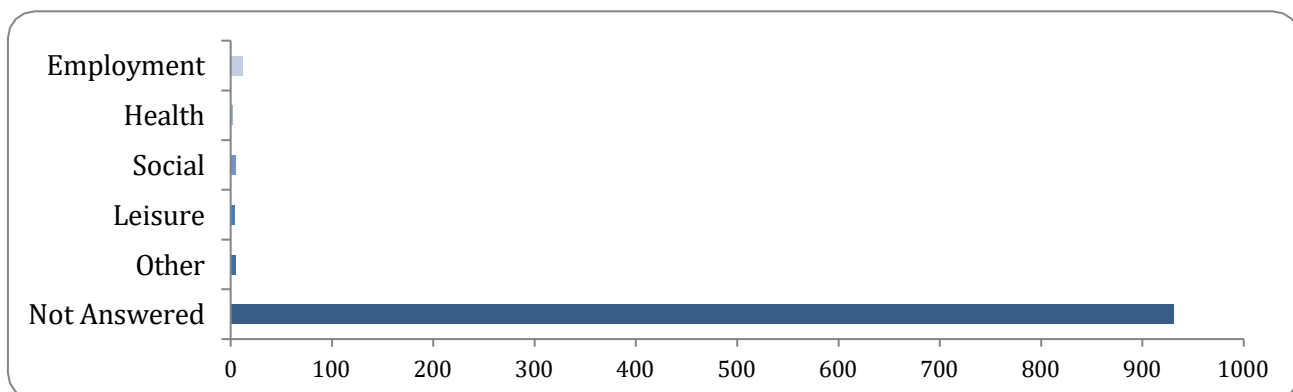
Option	Total	Percent
Monday	10	1.04%

<b>Tuesday</b>	9	0.94%
<b>Wednesday</b>	11	1.15%
<b>Thursday</b>	10	1.04%
<b>Friday</b>	8	0.83%
<b>Saturday</b>	8	0.83%
<b>Not Answered</b>	945	98.54%

### What is the main purpose of your journey/s?

#### Purpose of travel

There were 28 responses to this part of the question.



Option	Total	Percent
<b>Food shopping</b>	0	0.00%
<b>Employment</b>	12	1.25%
<b>Education</b>	0	0.00%
<b>Health</b>	2	0.21%
<b>Social</b>	5	0.52%
<b>Leisure</b>	4	0.42%
<b>Other</b>	5	0.52%
<b>Not Answered</b>	931	97.08%

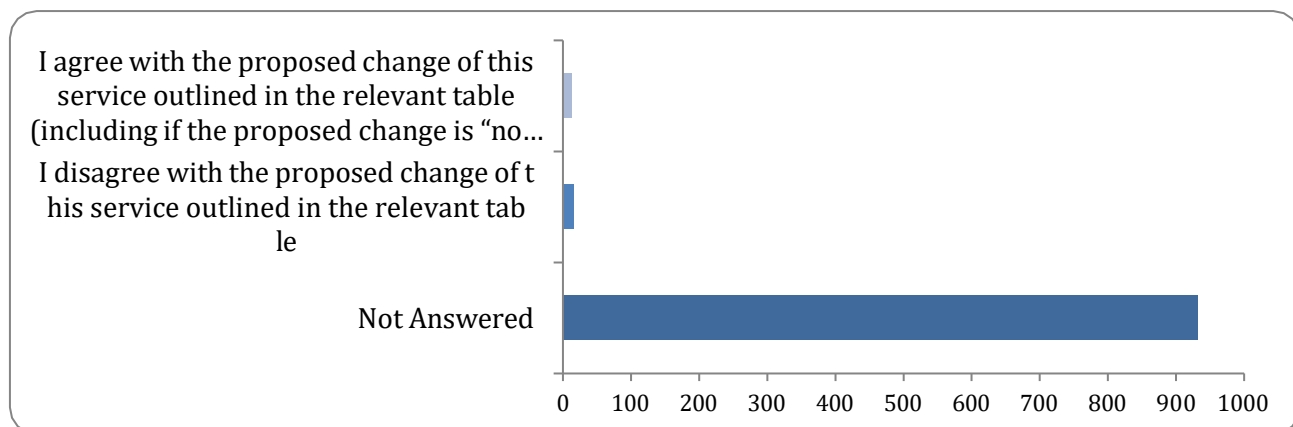
#### If other, please specify

There were 6 responses to this part of the question

### Do you agree with the ECC proposed change in relation to this service?

#### Agree or disagree with proposal

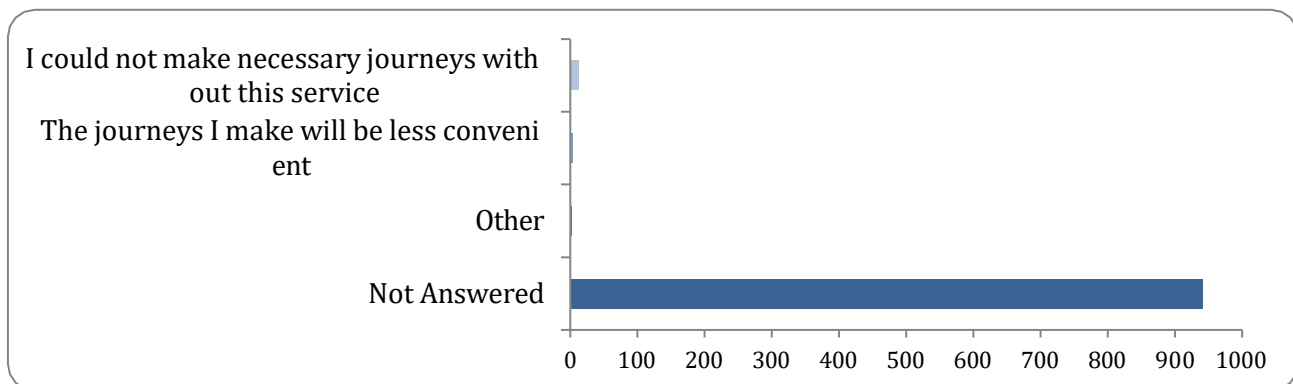
There were 28 responses to this part of the question.



Option	Total	Percent
I agree with the proposed change of this service outlined in the relevant table (including if the proposed change is “no change”)	12	1.25%
I disagree with the proposed change of this service outlined in the relevant table	16	1.67%
Not Answered	931	97.08%

### Reason of objecting to proposal

There were 18 responses to this part of the question.



Option	Total	Percent
I could not make necessary journeys without this service	13	1.36%
The journeys I make will be less convenient	3	0.31%
Other	2	0.21%
Not Answered	941	98.12%

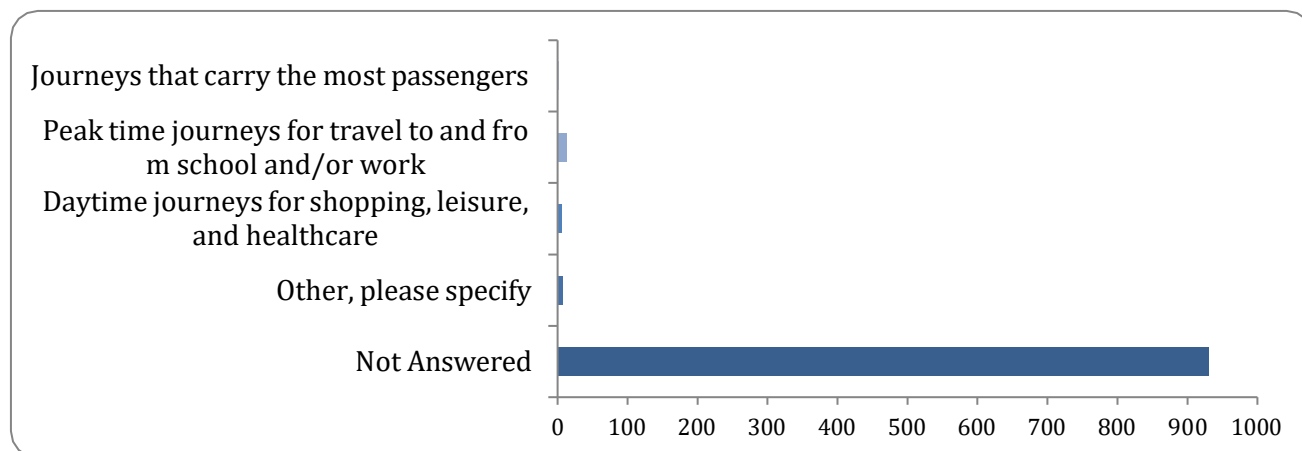
### If other, please specify

There were 13 responses to this part of the question.

**Which journey/s would you like us to prioritise if we continue to provide this service, select one that applies**

**Which journey to prioritise**

There were 28 responses to this part of the question.



Option	Total	Percent
Journeys that carry the most passengers	2	0.21%
Peak time journeys for travel to and from school and/or work	13	1.36%
Daytime journeys for shopping, leisure, and healthcare	6	0.63%
Other, please specify	7	0.73%
Not Answered	931	97.08%

**If other, please specify**

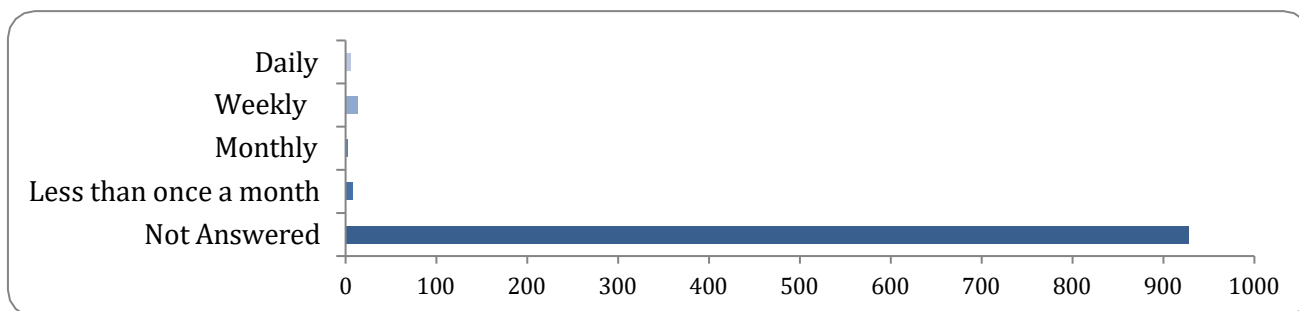
There were 9 responses to this part of the question.

**Service 319/320/321/59/590 - Haverhill/Saffron Walden/Newport - Monday to Saturday**

**Please tell us how often you use this service, select one that applies**

**Frequency of use**

There were 31 responses to this part of the question.

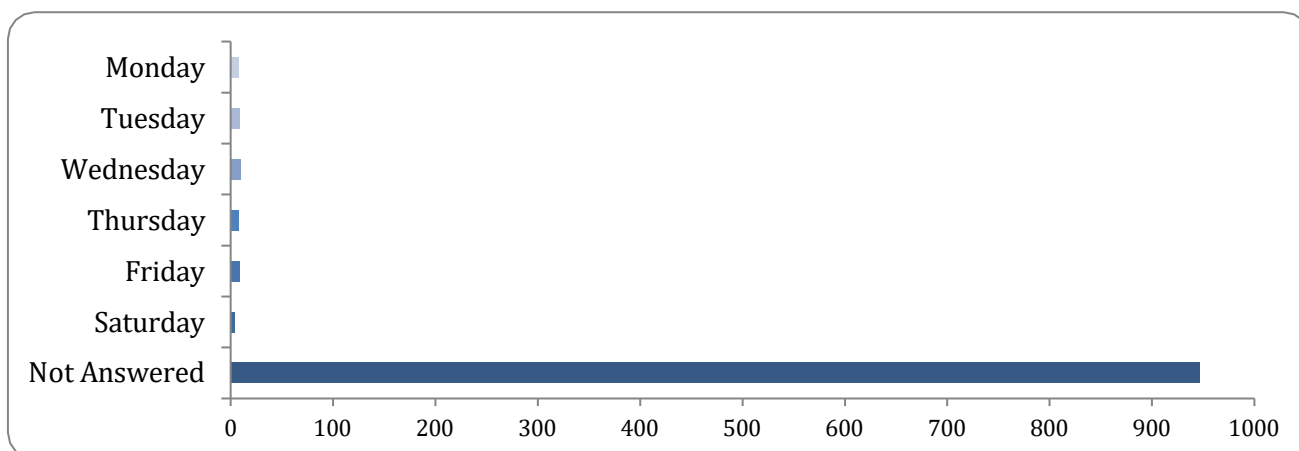


Option	Total	Percent
Daily	6	0.63%
Weekly	14	1.46%
Monthly	3	0.31%
Less than once a month	8	0.83%
Not Answered	928	96.77%

Please specify which day of the week and time of the day you use this service, please select all that apply. (This is a required question)

time of travel and day of the week - 06:00 - 09:00

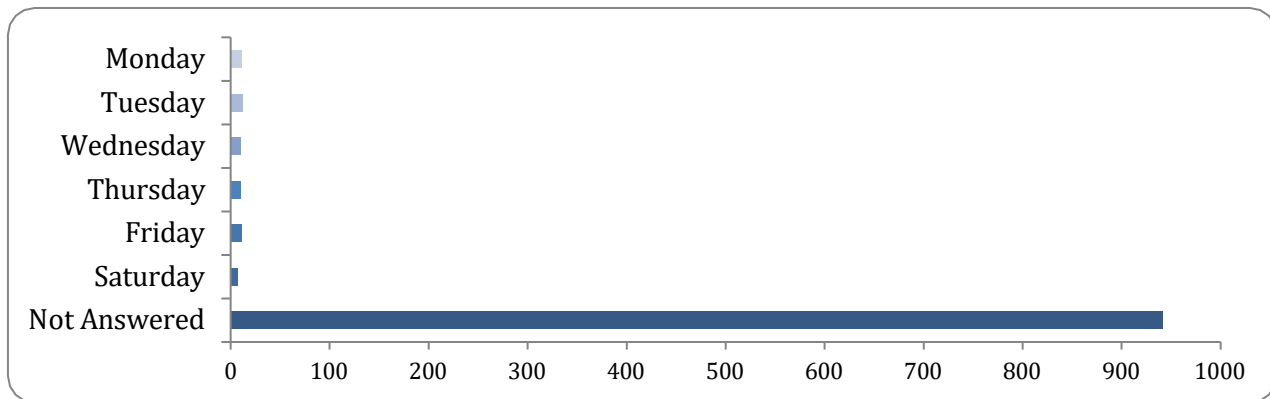
There were 12 responses to this part of the question.



Option	Total	Percent
Monday	8	0.83%
Tuesday	9	0.94%
Wednesday	10	1.04%
Thursday	8	0.83%
Friday	9	0.94%
Saturday	4	0.42%
Not Answered	947	98.75%

### Time of travel and day of the week - 09:00 - 12:00

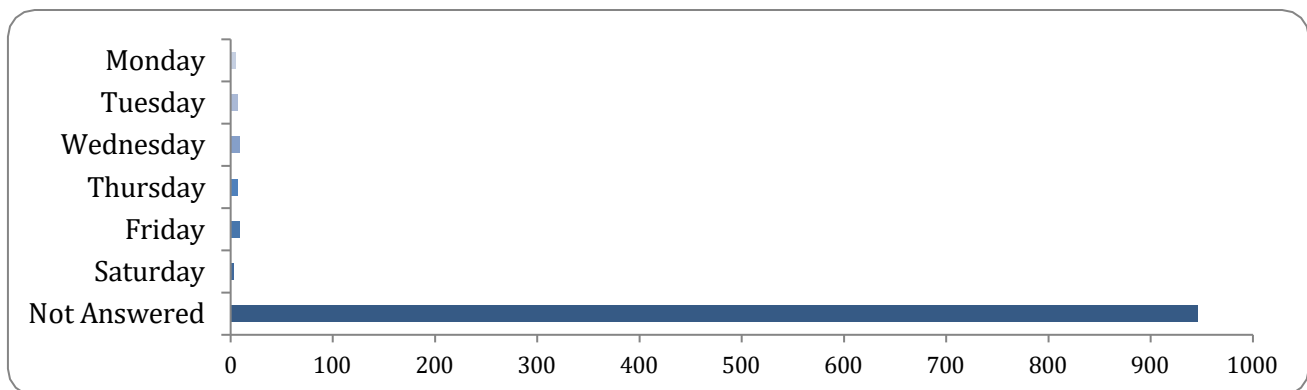
There were 17 responses to this part of the question.



Option	Total	Percent
Monday	11	1.15%
Tuesday	12	1.25%
Wednesday	10	1.04%
Thursday	10	1.04%
Friday	11	1.15%
Saturday	7	0.73%
Not Answered	942	98.23%

### Time of travel and day of the week - 12:00 - 16:00

There were 13 responses to this part of the question.

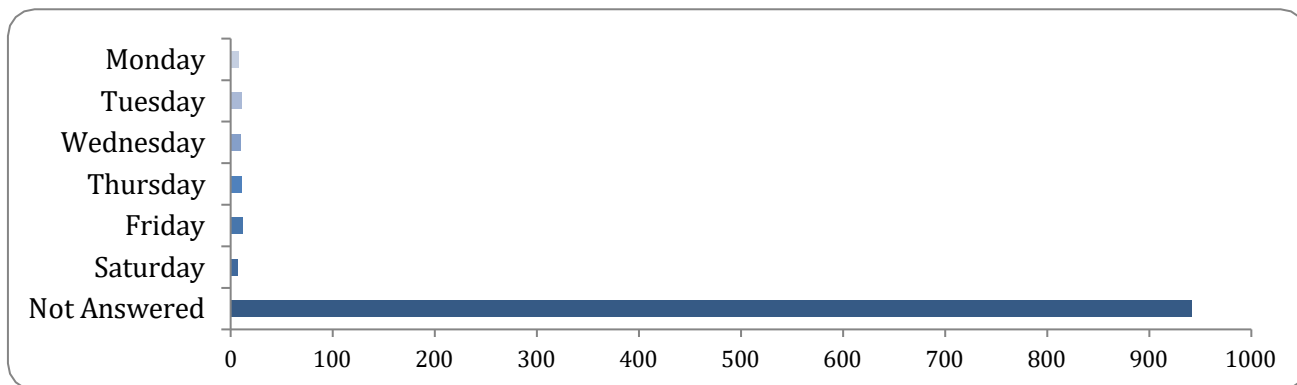


Option	Total	Percent
Monday	5	0.52%
Tuesday	7	0.73%
Wednesday	9	0.94%
Thursday	7	0.73%
Friday	9	0.94%

<b>Saturday</b>	3	0.31%
<b>Not Answered</b>	946	98.64%

#### Time of travel and day of the week - 16:00 - 19:00

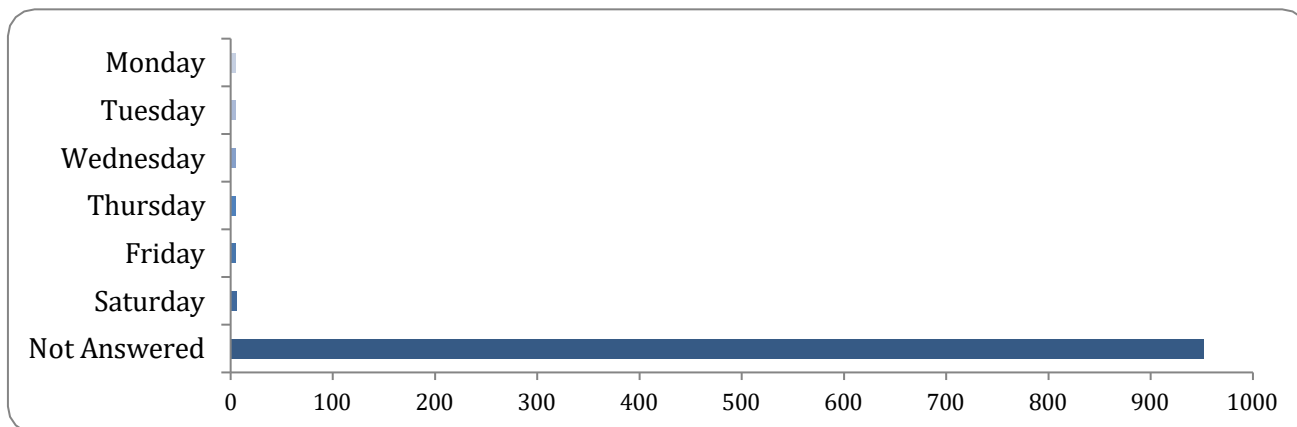
There were 17 responses to this part of the question.



Option	Total	Percent
<b>Monday</b>	8	0.83%
<b>Tuesday</b>	11	1.15%
<b>Wednesday</b>	10	1.04%
<b>Thursday</b>	11	1.15%
<b>Friday</b>	12	1.25%
<b>Saturday</b>	7	0.73%
<b>Not Answered</b>	942	98.23%

#### Time of travel and day of the week - 19:00 onwards

There were 7 responses to this part of the question.



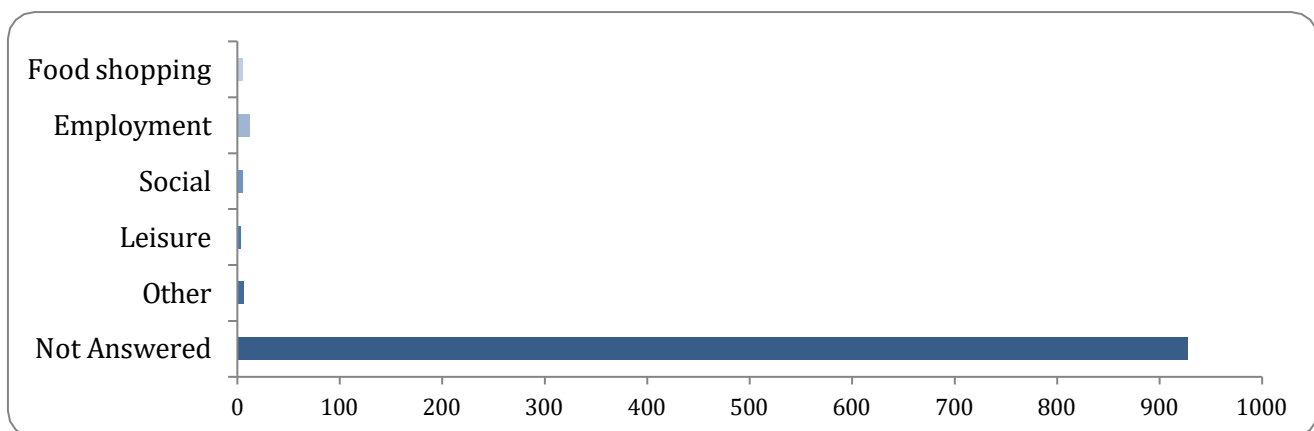
Option	Total	Percent
<b>Monday</b>	5	0.52%

<b>Tuesday</b>	5	0.52%
<b>Wednesday</b>	5	0.52%
<b>Thursday</b>	5	0.52%
<b>Friday</b>	5	0.52%
<b>Saturday</b>	6	0.63%
<b>Not Answered</b>	952	99.27%

### What is the main purpose of your journey/s?

#### Purpose of travel

There were 31 responses to this part of the question.



Option	Total	Percent
<b>Food shopping</b>	5	0.52%
<b>Employment</b>	12	1.25%
<b>Education</b>	0	0.00%
<b>Health</b>	0	0.00%
<b>Social</b>	5	0.52%
<b>Leisure</b>	3	0.31%
<b>Other</b>	6	0.63%
<b>Not Answered</b>	928	96.77%

#### If other, please specify

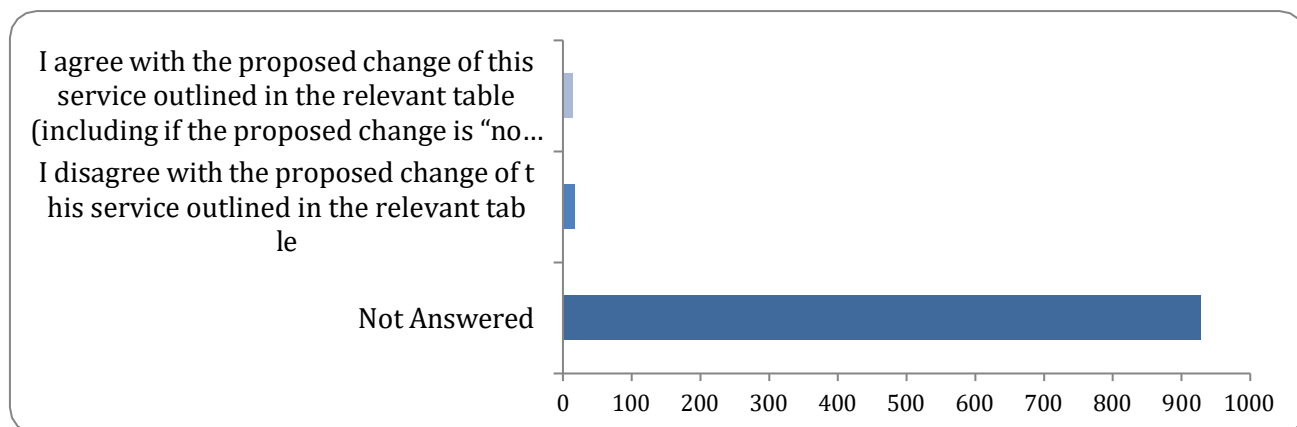
There were 9 responses to this part of the question.

### Do you agree with the ECC proposed change in relation to this service?

#### Agree or disagree with proposal

There were 31 responses to this part of the question.

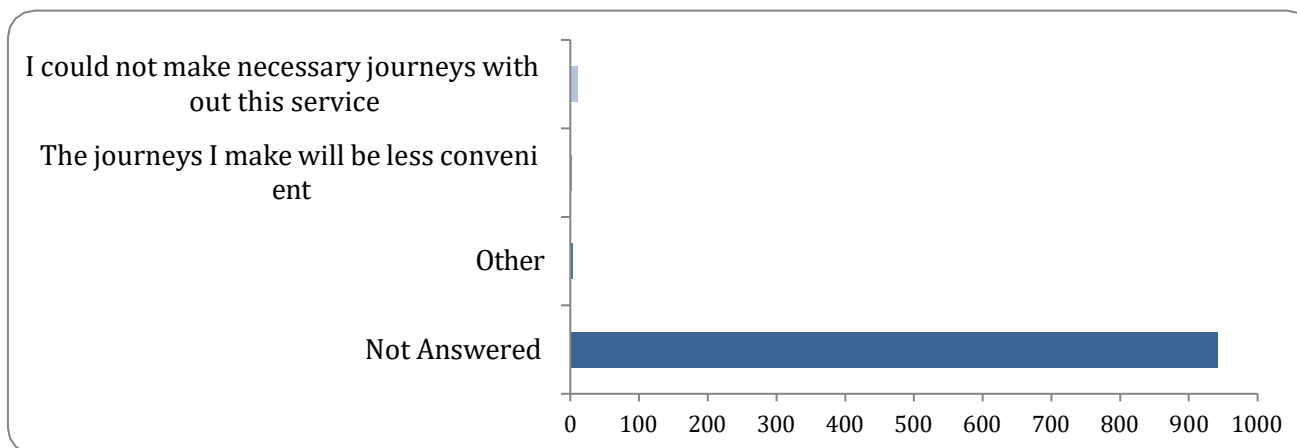




Option	Total	Percent
I agree with the proposed change of this service outlined in the relevant table (including if the proposed change is “no change”)	14	1.46%
I disagree with the proposed change of this service outlined in the relevant table	17	1.77%
Not Answered	928	96.77%

### Reason of objecting to proposal

There were 17 responses to this part of the question.



Option	Total	Percent
I could not make necessary journeys without this service	11	1.15%
The journeys I make will be less convenient	2	0.21%
Other	4	0.42%
Not Answered	942	98.23%

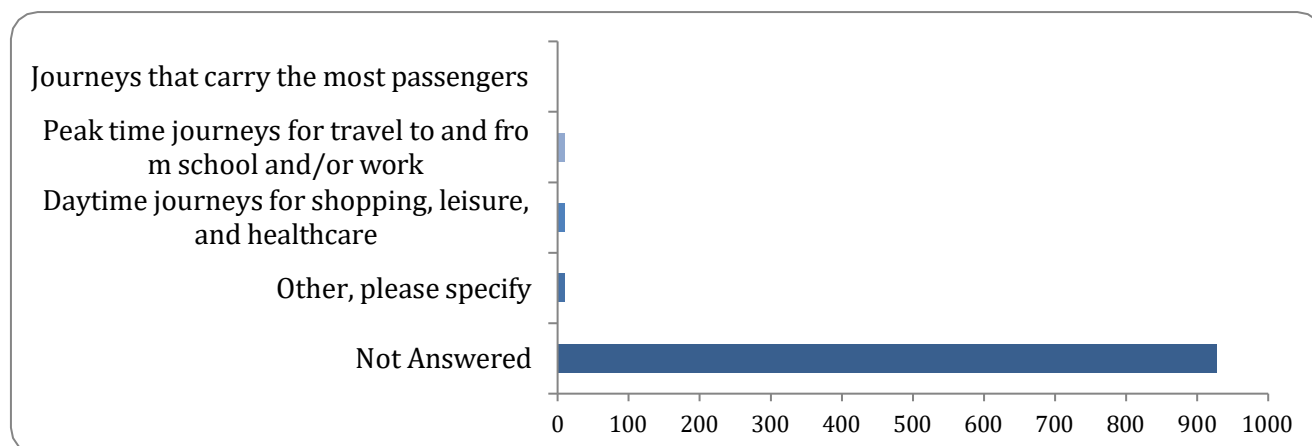
### If other, please specify

There were 14 responses to this part of the question.

**Which journey/s would you like us to prioritise if we continue to provide this service, select one that applies**

### Which journey to prioritise

There were 31 responses to this part of the question.



Option	Total	Percent
Journeys that carry the most passengers	1	0.10%
Peak time journeys for travel to and from school and/or work	10	1.04%
Daytime journeys for shopping, leisure, and healthcare	10	1.04%
Other, please specify	10	1.04%
Not Answered	928	96.77%

### If other, please specify

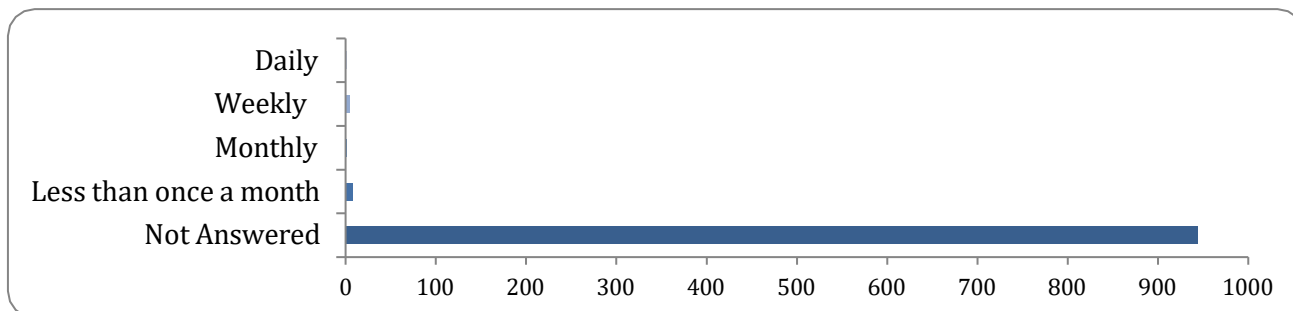
There were 16 responses to this part of the question.

## **Service 322/323/324 - Great Dunmow/Saffron Walden - Monday to Saturday**

**Please tell us how often you use this service, select one that applies**

### Frequency of use

There were 15 responses to this part of the question.

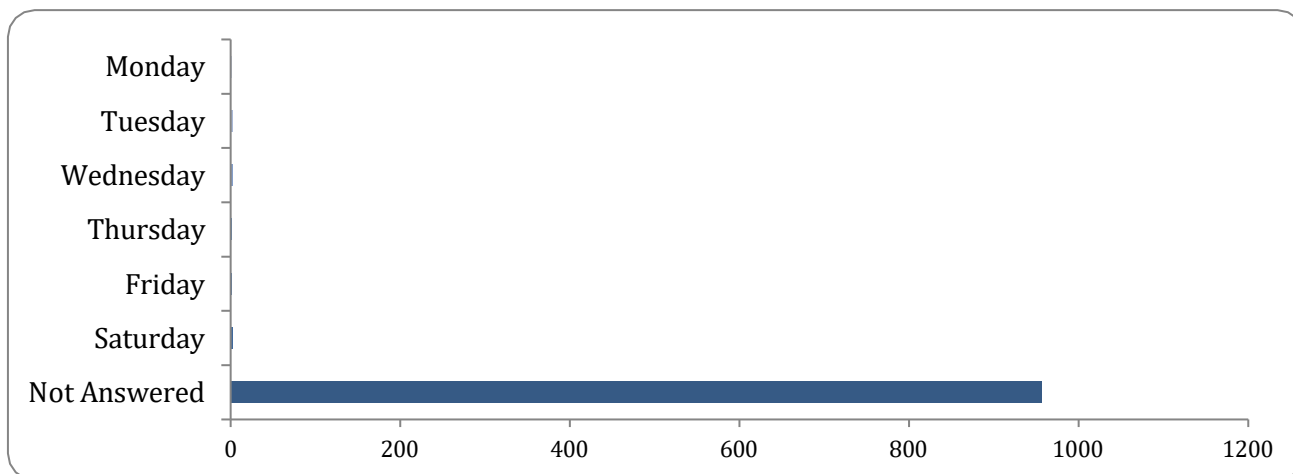


Option	Total	Percent
Daily	1	0.10%
Weekly	5	0.52%
Monthly	1	0.10%
Less than once a month	8	0.83%
Not Answered	944	98.44%

Please specify which day of the week and time of the day you use this service, please select all that apply. (This is a required question)

Time of travel and day of the week - 06:00 - 09:00

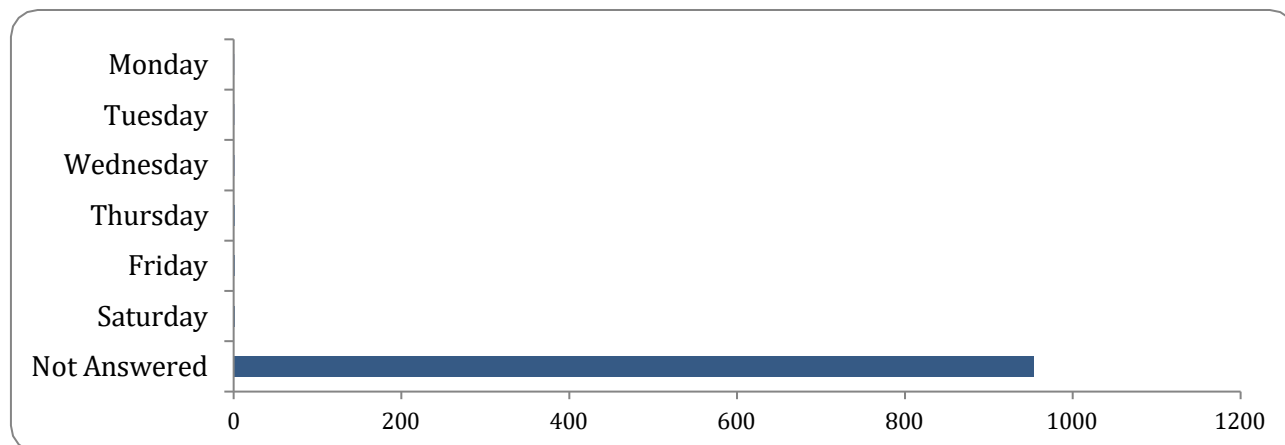
There were 3 responses to this part of the question.



Option	Total	Percent
Monday	1	0.10%
Tuesday	2	0.21%
Wednesday	2	0.21%
Thursday	1	0.10%
Friday	1	0.10%
Saturday	2	0.21%
Not Answered	956	99.69%

### Time of travel and day of the week - 09:00 - 12:00

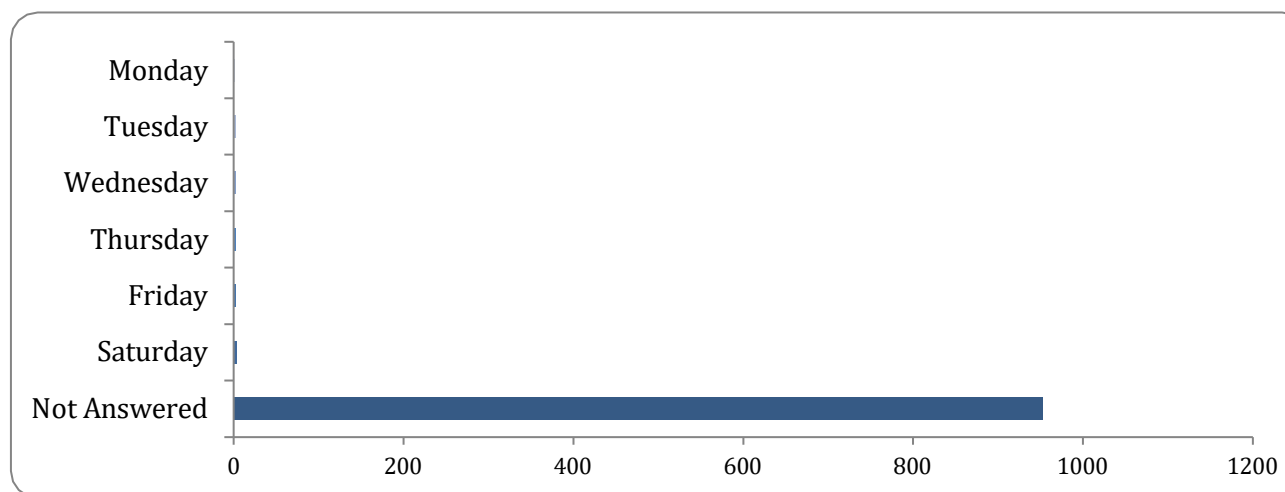
There were 5 responses to this part of the question.



Option	Total	Percent
Monday	2	0.21%
Tuesday	2	0.21%
Wednesday	2	0.21%
Thursday	2	0.21%
Friday	2	0.21%
Saturday	1	0.10%
Not Answered	954	99.48%

### Time of travel and day of the week - 12:00 - 16:00

There were 6 responses to this part of the question.

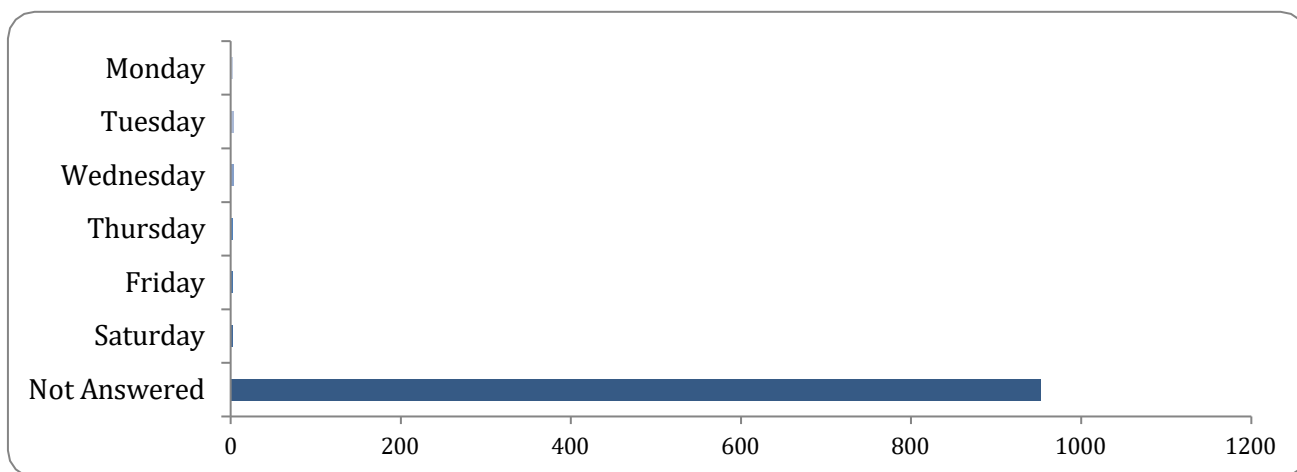


Option	Total	Percent
Monday	1	0.10%

<b>Tuesday</b>	3	0.31%
<b>Wednesday</b>	2	0.21%
<b>Thursday</b>	2	0.21%
<b>Friday</b>	2	0.21%
<b>Saturday</b>	4	0.42%
<b>Not Answered</b>	953	99.37%

#### Time of travel and day of the week - 16:00 - 19:00

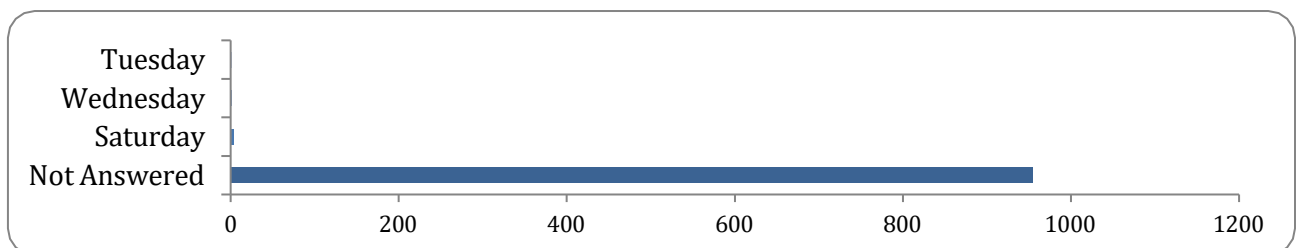
There were 6 responses to this part of the question.



<b>Option</b>	<b>Total</b>	<b>Percent</b>
<b>Monday</b>	2	0.21%
<b>Tuesday</b>	4	0.42%
<b>Wednesday</b>	4	0.42%
<b>Thursday</b>	2	0.21%
<b>Friday</b>	3	0.31%
<b>Saturday</b>	3	0.31%
<b>Not Answered</b>	953	99.37%

#### Time of travel and day of the week - 19:00 onwards

There were 5 responses to this part of the question.

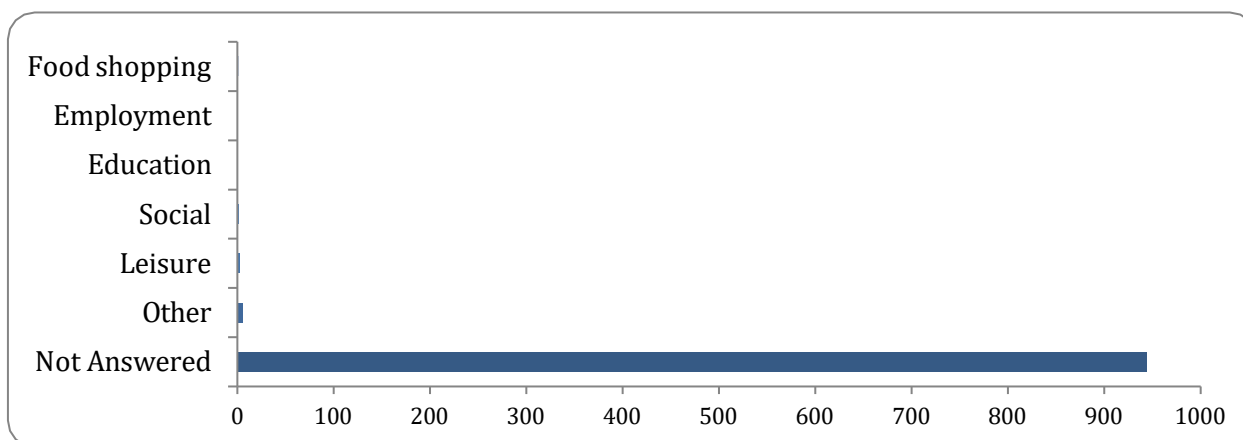


Option	Total	Percent
Monday	0	0.00%
Tuesday	1	0.10%
Wednesday	2	0.21%
Thursday	0	0.00%
Friday	0	0.00%
Saturday	4	0.42%
Not Answered	954	99.48%

### What is the main purpose of your journey/s?

#### Purpose of travel

There were 15 responses to this part of the question.



Option	Total	Percent
Food shopping	2	0.21%
Employment	1	0.10%
Education	1	0.10%
Health	0	0.00%
Social	2	0.21%
Leisure	3	0.31%
Other	6	0.63%
Not Answered	944	98.44%

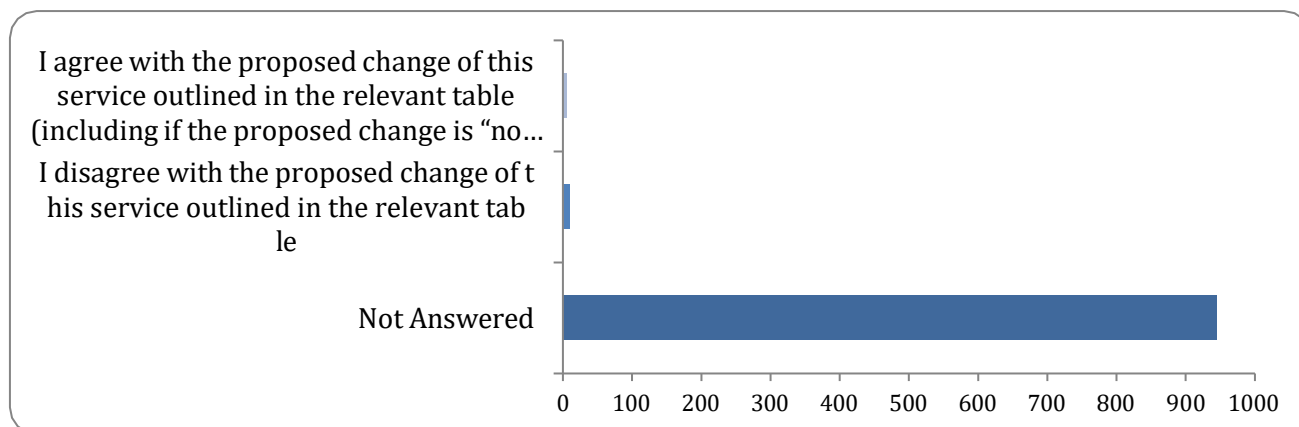
#### If other, please specify

There were 6 responses to this part of the question.

### Do you agree with the ECC proposed change in relation to this service?

#### Agree or disagree with proposal

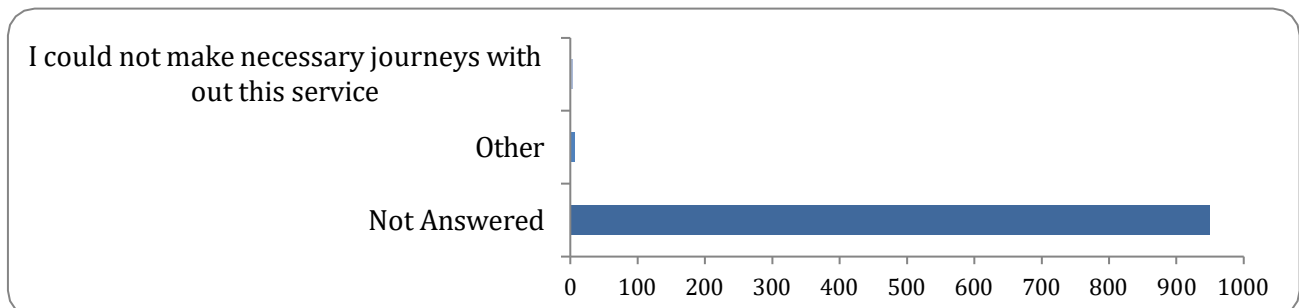
There were 15 responses to this part of the question.



Option	Total	Percent
I agree with the proposed change of this service outlined in the relevant table (including if the proposed change is “no change”)	5	0.52%
I disagree with the proposed change of this service outlined in the relevant table	10	1.04%
Not Answered	944	98.44%

### Reason of objecting to proposal

There were 10 responses to this part of the question.



Option	Total	Percent
I could not make necessary journeys without this service	3	0.31%
The journeys I make will be less convenient	0	0.00%
Other	7	0.73%
Not Answered	949	98.96%

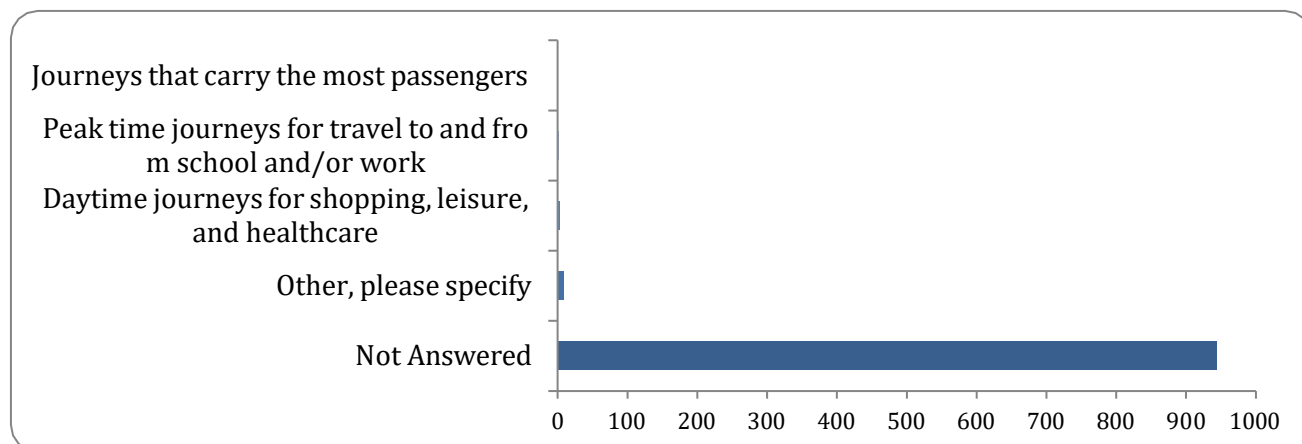
### If other, please specify

There were 9 responses to this part of the question.

**Which journey/s would you like us to prioritise if we continue to provide this service, select one that applies**

**Which journey to prioritise**

There were 15 responses to this part of the question.



Option	Total	Percent
Journeys that carry the most passengers	1	0.10%
Peak time journeys for travel to and from school and/or work	2	0.21%
Daytime journeys for shopping, leisure, and healthcare	3	0.31%
Other, please specify	9	0.94%
Not Answered	944	98.44%

**If other, please specify**

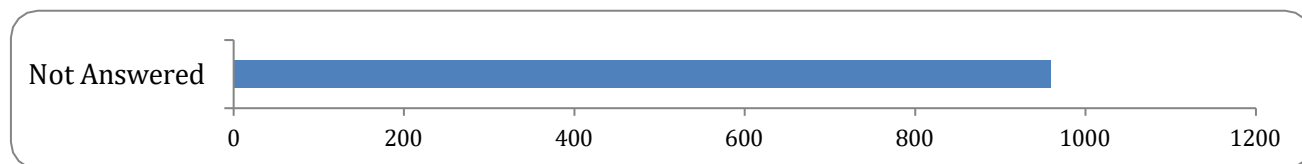
There were 11 responses to this part of the question.

**Service DaRT 299 - Uttlesford/Braintree - Monday to Saturday**

**Please tell us how often you use this service, select one that applies**

**Frequency of use**

There were 0 responses to this part of the question.



Option	Total	Percent
--------	-------	---------

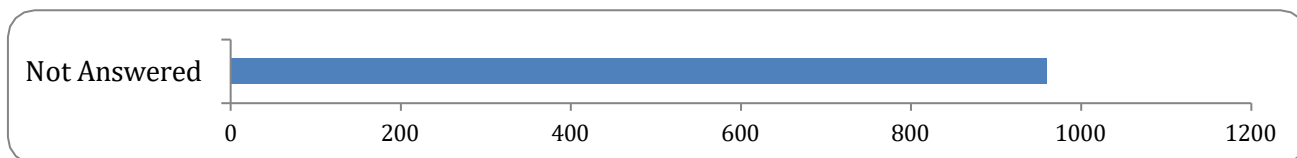


Daily	0	0.00%
Weekly	0	0.00%
Monthly	0	0.00%
Less than once a month	0	0.00%
Not Answered	959	100.00%

Please specify which day of the week and time of the day you use this service, please select all that apply. (This is a required question)

#### Time of travel and day of the week - 06:00 - 09:00


There were 0 responses to this part of the question.



Option	Total	Percent
Monday	0	0.00%
Tuesday	0	0.00%
Wednesday	0	0.00%
Thursday	0	0.00%
Friday	0	0.00%
Saturday	0	0.00%
Not Answered	959	100.00%

#### Time of travel and day of the week - 09:00 - 12:00

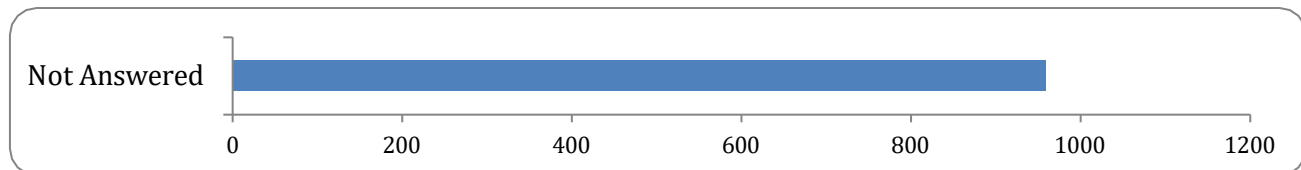
There were 0 responses to this part of the question.



Option	Total	Percent
Monday	0	0.00%
Tuesday	0	0.00%
Wednesday	0	0.00%
Thursday	0	0.00%
Friday	0	0.00%
Saturday	0	0.00%
Not Answered	959	100.00%

### Time of travel and day of the week - 12:00 - 16:00


There were 0 responses to this part of the question.



Option	Total	Percent
Monday	0	0.00%
Tuesday	0	0.00%
Wednesday	0	0.00%
Thursday	0	0.00%
Friday	0	0.00%
Saturday	0	0.00%
Not Answered	959	100.00%

### Time of travel and day of the week - 16:00 - 19:00

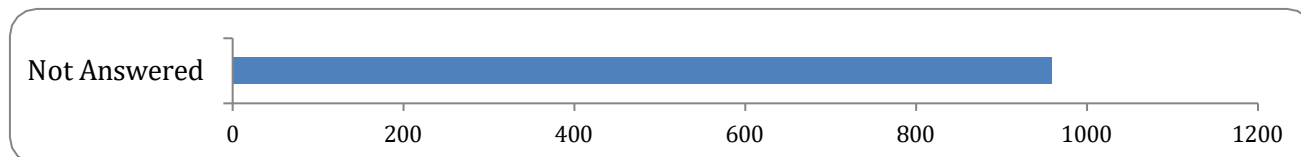
There were 0 responses to this part of the question.



Option	Total	Percent
Monday	0	0.00%
Tuesday	0	0.00%
Wednesday	0	0.00%
Thursday	0	0.00%
Friday	0	0.00%
Saturday	0	0.00%
Not Answered	959	100.00%

### Time of travel and day of the week - 19:00 onwards

There were 0 responses to this part of the question.

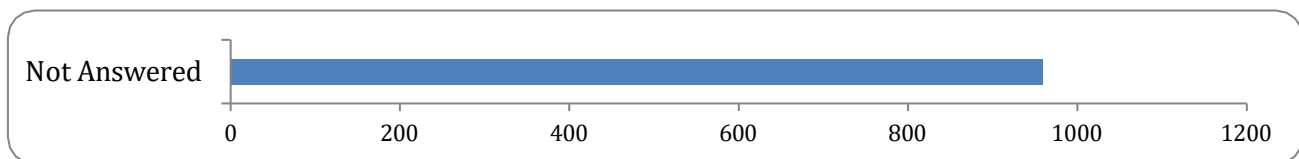


Option	Total	Percent
Monday	0	0.00%
Tuesday	0	0.00%
Wednesday	0	0.00%
Thursday	0	0.00%
Friday	0	0.00%
Saturday	0	0.00%
Not Answered	959	100.00%

### What is the main purpose of your journey/s?

#### Purpose of travel

There were 0 responses to this part of the question.



Option	Total	Percent
Food shopping	0	0.00%
Employment	0	0.00%
Education	0	0.00%
Health	0	0.00%
Social	0	0.00%
Leisure	0	0.00%
Other	0	0.00%
Not Answered	959	100.00%

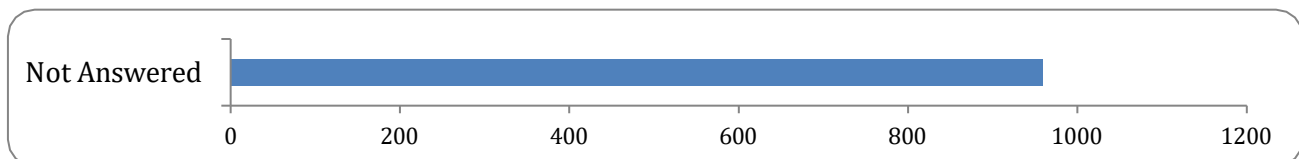
#### If other, please specify

There were 0 responses to this part of the question.

### Do you agree with the ECC proposed change in relation to this service?

#### Agree or disagree with proposal

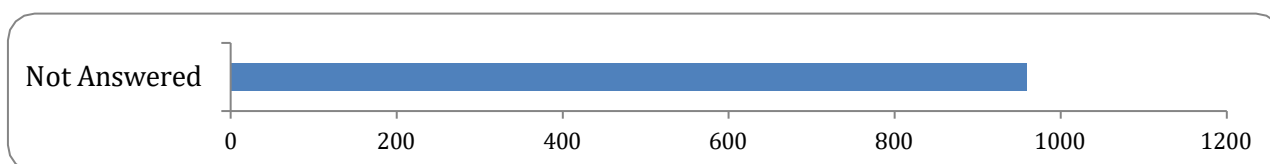
There were 0 responses to this part of the question.



Option	Total	Percent
I agree with the proposed change of this service outlined in the relevant table (including if the proposed change is “no change”)	0	0.00%
I disagree with the proposed change of this service outlined in the relevant table	0	0.00%
Not Answered	959	100.00%

### Reason of objecting to proposal

There were 0 responses to this part of the question.



Option	Total	Percent
I could not make necessary journeys without this service	0	0.00%
The journeys I make will be less convenient	0	0.00%
Other	0	0.00%
Not Answered	959	100.00%

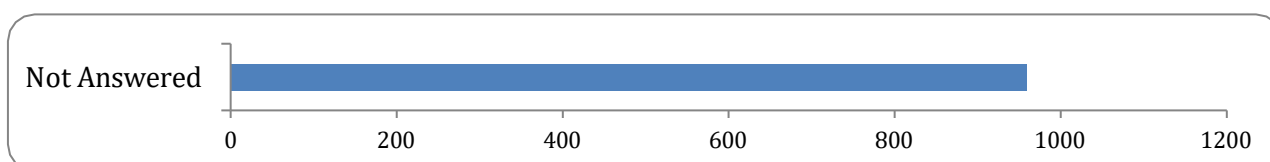
### If other, please specify

There were 0 responses to this part of the question.

**Which journey/s would you like us to prioritise if we continue to provide this service, select one that applies**

### Which journey to prioritise

There were 0 responses to this part of the question.



Option	Total	Percent
Journeys that carry the most passengers	0	0.00%
Peak time journeys for travel to and from school and/or work	0	0.00%
Daytime journeys for shopping, leisure, and healthcare	0	0.00%
Other, please specify	0	0.00%
Not Answered	959	100.00%

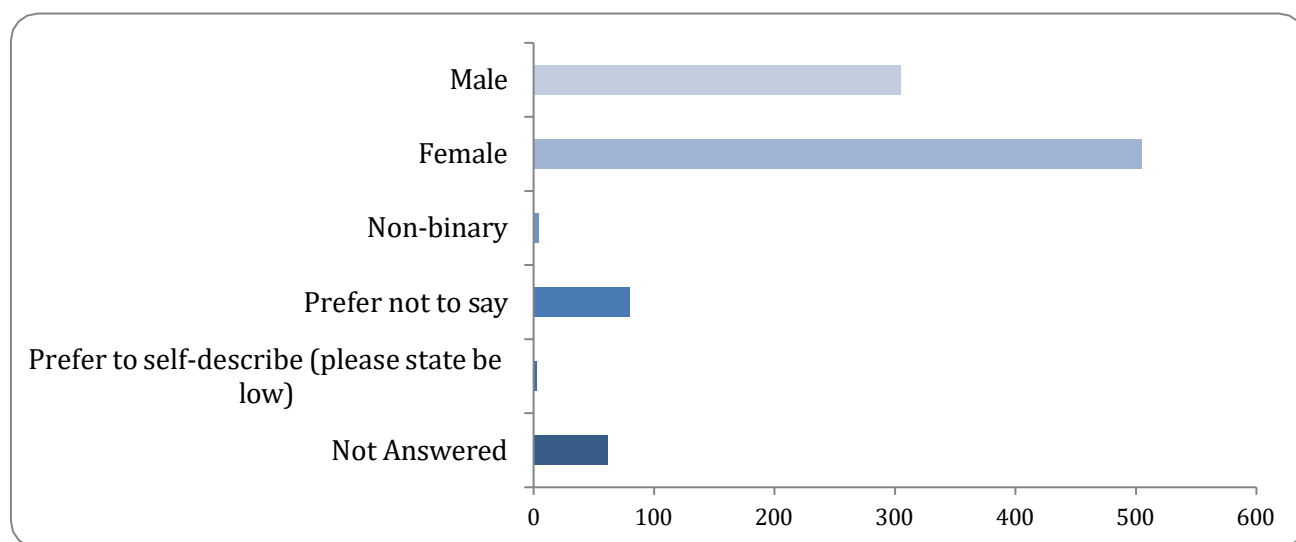
### If other, please specify

There were 0 responses to this part of the question.

### To which gender identity do you most identify?

#### Gender

There were 897 responses to this part of the question.



Option	Total	Percent
Male	305	31.80%
Female	505	52.66%
Non-binary	4	0.42%
Prefer not to say	80	8.34%
Prefer to self-describe (please state below)	3	0.31%
Not Answered	62	6.47%

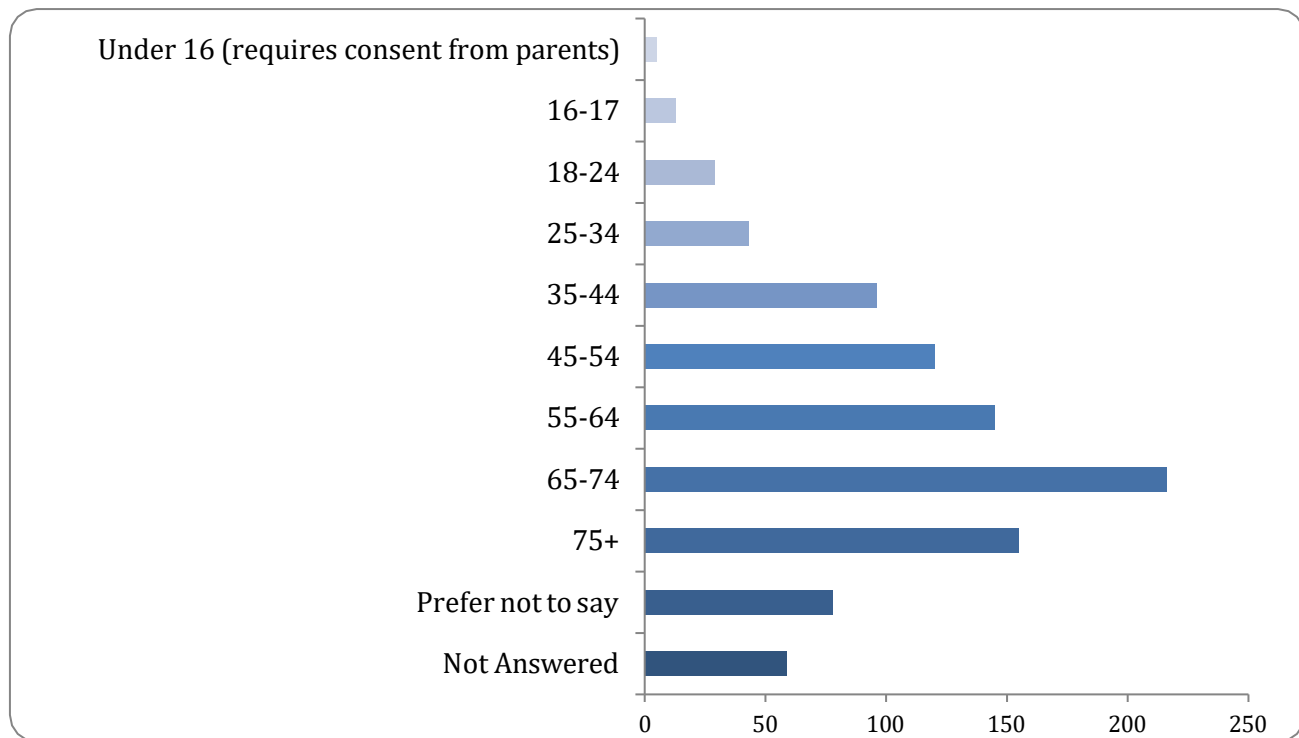
### If selected to self-describe, please specify

There were 3 responses to this part of the question.

### Which age group do you belong to?

#### Age

There were 900 responses to this part of the question.

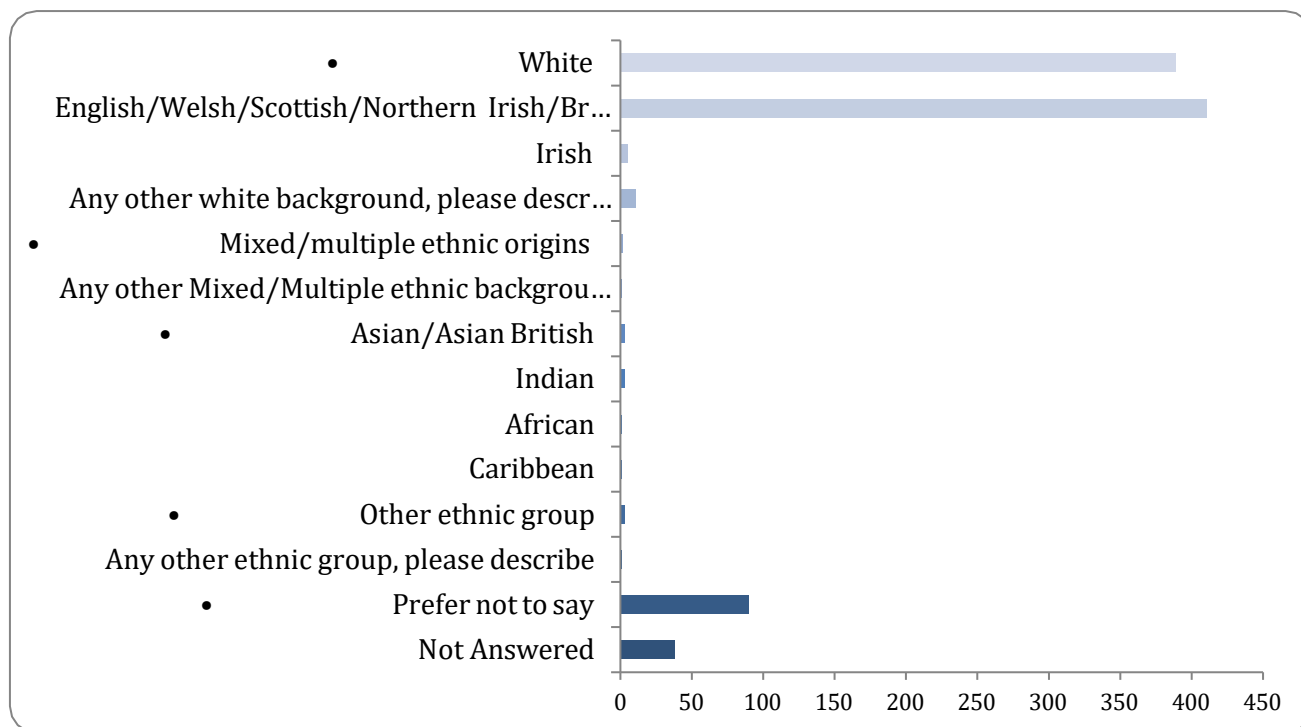


Option	Total	Percent
Under 16 (requires consent from parents)	5	0.52%
16-17	13	1.36%
18-24	29	3.02%
25-34	43	4.48%
35-44	96	10.01%
45-54	120	12.51%
55-64	145	15.12%
65-74	216	22.52%
75+	155	16.16%
Prefer not to say	78	8.13%
Not Answered	59	6.15%

### To which of these ethnic groups do you consider you belong?

#### Ethnicity

There were 921 responses to this part of the question.



Option	Total	Percent
•White	389	40.56%
English/Welsh/Scottish/Northern Irish/British	411	42.86%
Irish	5	0.52%
Gypsy/Irish Traveller	0	0.00%
Any other white background, please describe	11	1.15%
•Mixed/multiple ethnic origins	2	0.21%
White and Black Caribbean	0	0.00%
White and Black African	0	0.00%
White and Asian	0	0.00%
Any other Mixed/Multiple ethnic background, please describe	1	0.10%
•Asian/Asian British	3	0.31%
Indian	3	0.31%
Pakistani	0	0.00%
Bangladeshi	0	0.00%
Chinese	0	0.00%
Any other Asian background, please describe	0	0.00%
•Black/African/Caribbean/Black British	0	0.00%
African	1	0.10%
Caribbean	1	0.10%
Any other Black/African/Caribbean background, please describe	0	0.00%
•Another ethnic group	3	0.31%
Arab	0	0.00%

<b>Any other ethnic group, please describe</b>	1	0.10%
<b>•Prefer not to say</b>	90	9.38%
<b>Not Answered</b>	38	3.96%

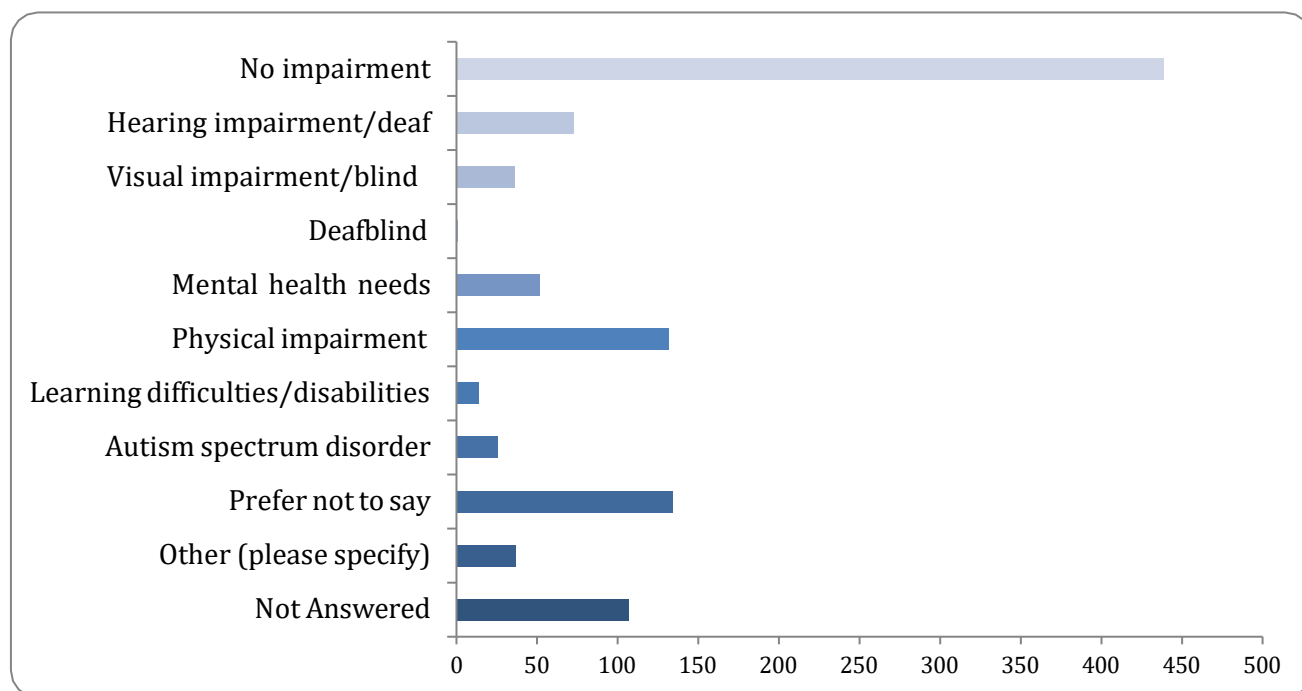
### If selected any other background or ethnic group, please describe

There were 20 responses to this part of the question.

**Do you consider yourself to have a health condition, disability, or impairment? Please tick all that apply.**

### Impairment

There were 852 responses to this part of the question.



Option	Total	Percent
<b>No impairment</b>	439	45.78%
<b>Hearing impairment/deaf</b>	73	7.61%
<b>Visual impairment/blind</b>	36	3.75%
<b>Deafblind</b>	1	0.10%
<b>Mental health needs</b>	52	5.42%
<b>Physical impairment</b>	132	13.76%
<b>Learning difficulties/disabilities</b>	14	1.46%
<b>Autism spectrum disorder</b>	26	2.71%
<b>Prefer not to say</b>	134	13.97%
<b>Other (please specify)</b>	37	3.86%



<b>Not Answered</b>	107	11.16%
---------------------	-----	--------

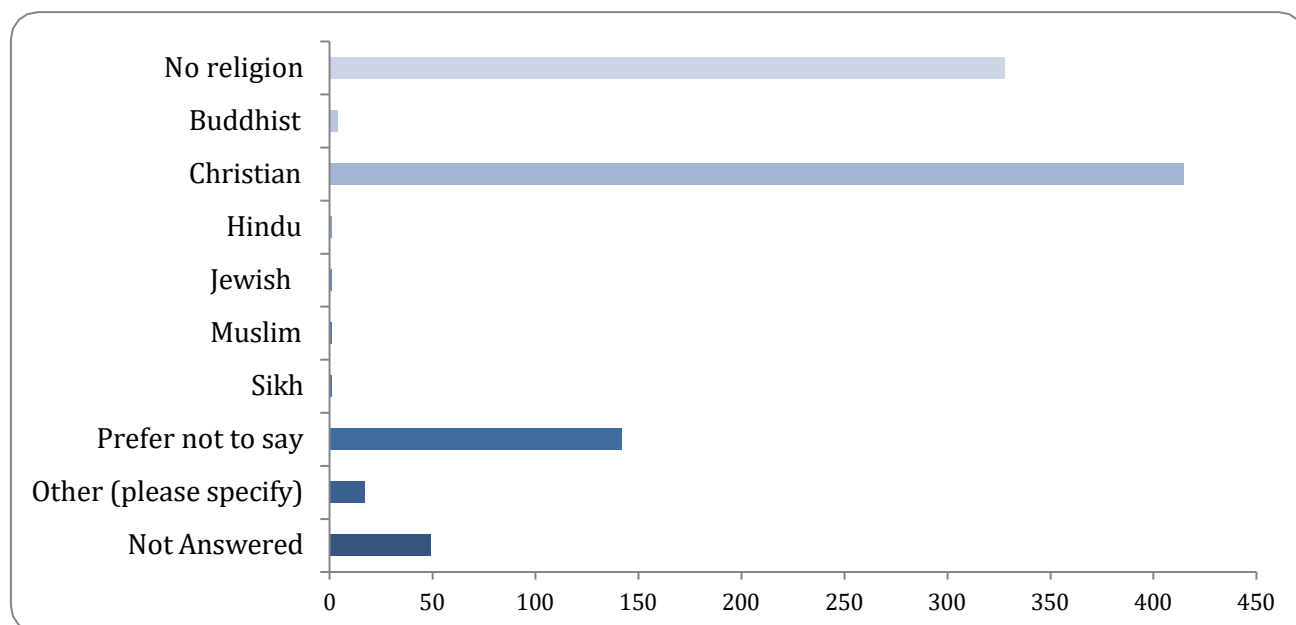
#### If selected other, please specify

There were 61 responses to this part of the question.

### Do you have a religion or belief?

#### Religion/Faith

There were 910 responses to this part of the question.



Option	Total	Percent
<b>No religion</b>	328	34.20%
<b>Buddhist</b>	4	0.42%
<b>Christian</b>	415	43.27%
<b>Hindu</b>	1	0.10%
<b>Jewish</b>	1	0.10%
<b>Muslim</b>	1	0.10%
<b>Sikh</b>	1	0.10%
<b>Prefer not to say</b>	142	14.81%
<b>Other (please specify)</b>	17	1.77%
<b>Not Answered</b>	49	5.11%

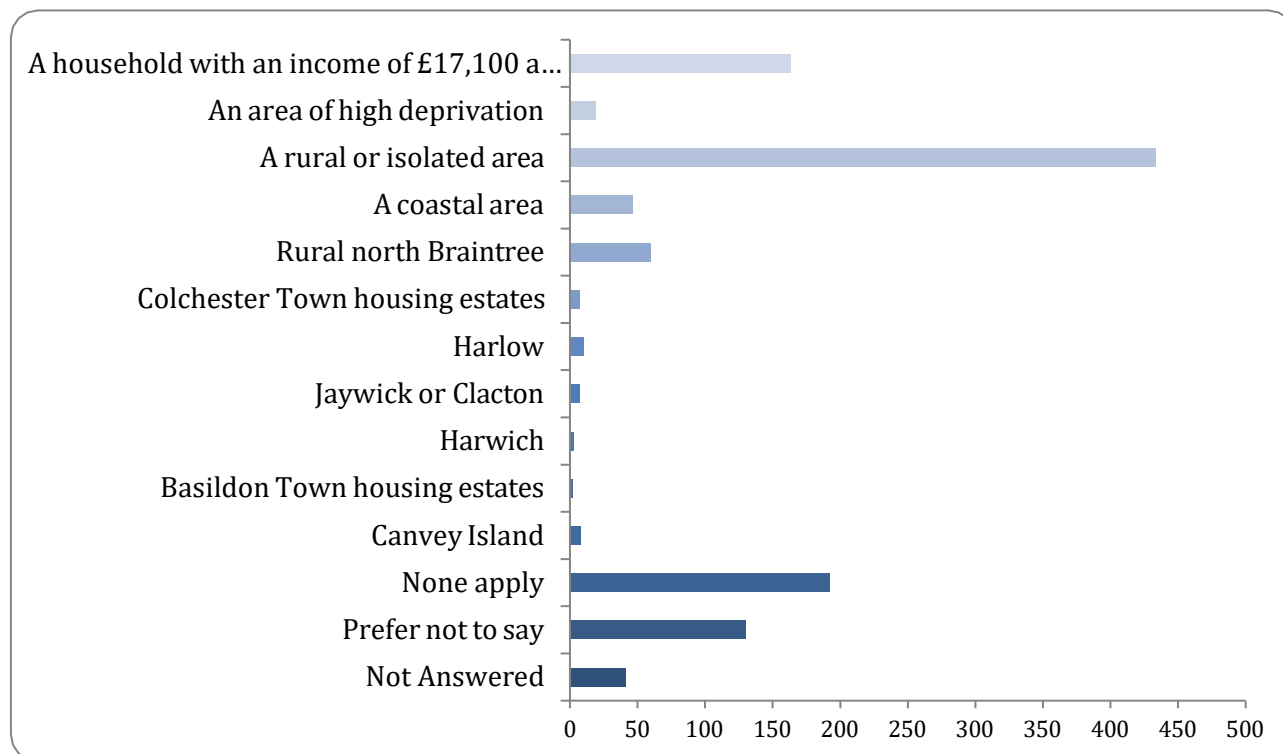
#### If selected other, please specify

There were 21 responses to this part of the question.

## I live in, please select all that apply

### Demographic questions

There were 918 responses to this part of the question.



Option	Total	Percent
A household with an income of £17,100 a year or less	163	17.00%
An area of high deprivation	19	1.98%
A rural or isolated area	433	45.15%
A coastal area	46	4.80%
Rural north Braintree	60	6.26%
Colchester Town housing estates	7	0.73%
Harlow	10	1.04%
Jaywick or Clacton	7	0.73%
Harwich	3	0.31%
Basildon Town housing estates	2	0.21%
Canvey Island	8	0.83%
None apply	192	20.02%
Prefer not to say	130	13.56%
Not Answered	41	4.28%

## Outcome

The final decision following consultation is set out in the documents published here, [Decision Details](#). A procurement is now underway and the final outcome of that is expected to be known in Spring 2024. Some services will be awarded to providers earlier, where related contracts currently expire earlier than others.

**This information is issued by:**

Integrated Passenger Transport Unit

Essex County Council

**Contact us**

[www.essex.gov.uk](http://www.essex.gov.uk)

Published January 2024